ISO TOOL™

WALTER
Engineering Kompetenz

Stationary adaptors
Rotating adaptors

General Catalogue E
Edition 2025

_ METAL IS OUR WORLD

Adaptors
for Walter tools

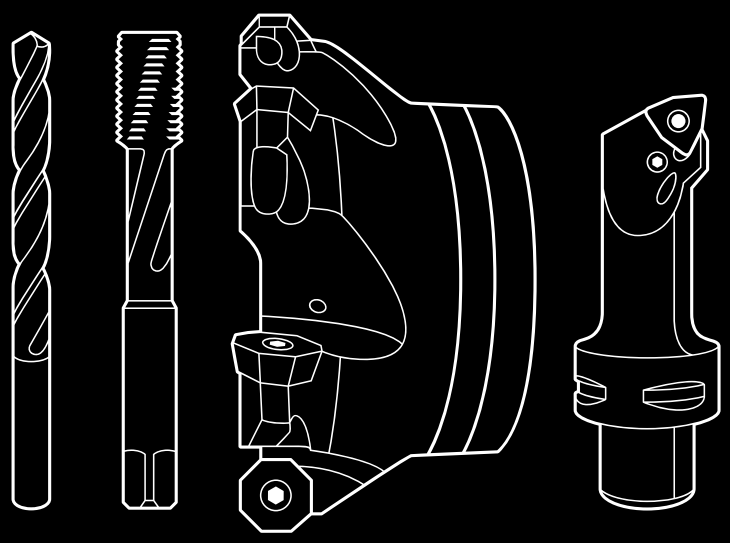

How to find and order your tool solution:

Personal – worldwide
You can contact us by phone, fax or e-mail. The contact details for your local contact can be found on our website at: **walter-tools.com**

The Walter Hybrid catalogues and brochures
show the entire standard range under the Walter, Walter Titex, Walter Prototyp and Walter Multiply competence brands – in print or in digital format – with product range overviews, product data, cutting data recommendations and much more. Including links to our machining navigator, Walter GPS, or the Walter TOOLSHOP with the chance to order directly.

At walter-tools.com, you can access and order your Walter products quickly and conveniently online – via smartphone, tablet or PC.
The benefit for you: Direct access from any device, displayed in an optimised form, at any time.

Walter online catalogue

Tool-specific search
You can find products in the Walter online catalogue using the familiar structure of our product catalogue as well as filter and search functions. Other features:
A shopping function and links to drawings and models.

Walter GPS

Application-based search
With Walter GPS, it takes just a few steps to find the optimum machining solution for your component, online and offline – and the solution can be transferred directly to the Walter TOOLSHOP if required.

Walter Innotime®

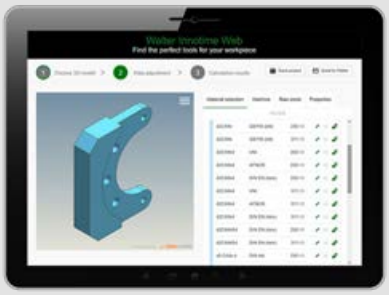

Component-based search
With Walter Innotime®, you can find the most cost-effective machining solution for your component, including all the tools, machining steps and machining parameters required for this. Simply by uploading your 3D model.

Digital ordering methods

TOOL:SHOP

EDI B2B

Walter TOOLSHOP & EDI
The Walter TOOLSHOP offers customers opportunities to find information and place orders quickly.
EDI (electronic data interchange) also makes it possible to exchange documents (e.g. orders) – even special tools can be ordered.

E - Boring bars/adaptors

E1 - Stationary boring bars/adaptors

Stationary boring bars/adaptors	Program	Order pages
Walter Capto™ clamping units	10	18
Walter Capto™ boring bars/adaptors	11	24
VDI boring bars/adaptors, one-piece	13	43
Machine-specific adaptors, one-piece	14	37
Accure·tec vibration-damped boring bar adaptor – QuadFit	15	44
Boring bars – QuadFit exchangeable head	16	52

E2 - Rotating boring bars/adaptors

Rotating boring bars/adaptors	Program	Order pages
Walter Capto™ boring bars/adaptors	54	72
Walter NCT boring bars/adaptors	56	91
ScrewFit adaption for front pieces	59	114
ConeFit adaptors for milling cutter heads	62	138
Boring bars/adaptors, one-piece – HSK, SK	63	144
Accure·tec vibration-damped milling cutter adaptors	67	189
Boring bars/adaptors, modular for milling heads	69	199
MTS adaptors	70	205

E3 - Assembly parts and accessories – General adaptors

Assembly parts and accessories – General adaptors	Program	Order pages
Assembly parts and accessories – General adaptors	216	218

www.isotool.se
Tel. 044 - 24 55 70

Technologies at Walter

Accure·tec®

The patented Walter Accure·tec® technology ensures maximum vibration damping on boring bars for turning and adaptors for milling. Ideal for turning, milling and drilling operations involving extended tool applications.

Drivox·tec™

Drivox·tec™ drilling tools made of solid carbide or HSS are characterized by high performance, quality, and process reliability. They combine many decades of technological developments at Walter and represent the latest evolution in holemaking. Both in terms of macro and micro geometries, such as flute profiles and edge preparation, and in terms of manufacturing and coating technologies.

Drion·tec®

Drion·tec® is the name for Walter's drilling and reaming tool solutions with a replaceable cutting edge – both with indexable inserts and exchangeable inserts. Drion·tec® drills are set apart by their cost-efficiency, high precision and versatility. Thanks to a wide product range, they are suitable for specialised mass production as well as for specific applications and mixed-mode manufacturing.

Groov·tec™

Groov-tec™ is the latest generation of Walter high-performance cutting tools.
These are characterised by maximum stability, which enables high process parameters (feeds/speeds/depth of cut) and leads to maximum toolholder and indexable insert service life. At the same time, the systems maximise process reliability by means of controlled chip breaking.

Krato·tec®

Krato·tec® is a unique Walter coating technology for solid carbide tools. The core of this consists of an extraordinarily fracture-resistant AlTiN multi-layer coating with a textured top layer.
The special layer architecture is highly wear- and adhesion-resistant, even at high cutting speeds, and ensures the tools have universal application.

Tiger·tec® Gold

Tiger·tec® Gold, the new Walter generation platform for unique indexable insert coatings, enables maximum tool life and process reliability. The new grades are based on PVD, CVD or ULP technology, depending on the application. Unique coating properties, protected by multiple patents, guarantee the best protection against tool life-limiting types of wear and ensure outstanding performance.

Tiger·tec® Silver

With Tiger·tec® Silver, Walter is offering a world first in coating technology for indexable inserts. The special aluminium oxide layer with optimised microstructure reduces wear during turning, milling and drilling operations, and increases toughness and temperature resistance for significantly higher cutting data.

Thread·tec™

Thread·tec™ refers to Walter threading tools with high performance and process reliability. Combining the most recent technical developments and proven properties in tool geometries and coatings, Thread·tec™ is a comprehensive product range featuring a variety of lengths and dimensions. This makes the assortment suitable for any application – whether for thread milling, forming, or tapping.

Thrill·tec®

Thrill·tec® circular drill/thread mills combine three functions in one tool and operation: Chamfering, drilling core holes and producing threads. The tools boast a special combination of substrate, coating and geometry, resulting in long tool life. Bringing together multiple machining steps makes incredibly short machining times possible and reduces the number of tools used and machine slots required.

Walter BLAXX

Walter BLAXX is the benchmark for a new generation of milling cutters: The milling bodies are extremely robust thanks to their special surface treatment. The milling systems, which are mainly positioned tangentially, are equipped with Tiger·tec® indexable inserts. Tools with the "Walter BLAXX" designation combine high wear resistance with unbeatable performance data.

Walter Xpress

Walter Xpress is the rapid ordering and delivery service offered by Walter Multiply for high-quality special tools. It is available for around 10,000 tool varieties, with a maximum delivery time of two to four weeks from the order date. The ordering process is clearly structured and guarantees absolute planning security. Quotations for all enquiries are calculated and provided within 24 hours.

Walter Precision XT

Precision boring tools are always used to finish an existing bore or to improve the precision of existing bores, for instance by correcting their position, narrowing the hole tolerance, or enhancing the surface quality. Precision boring is typically performed using a depth of cut < 0.5 mm (0.02 inches).

Walter Boring XT

Tools for rough boring are used to expand existing bores. Material removal is a key element of this process. The bore to be enlarged is machined in advance or created using casting or forging processes. The rough boring tools themselves can also be used for radial offsetting and multi-edge boring.

XD Technology

Walter Titex solid carbide drilling and reaming tools stand for precision, high performance and cost-efficiency when drilling in practically any material. Walter Titex XD Technology offers the greatest precision and cost-efficiency in deep-hole drilling operations up to 70 × Dc without pecking.

Xill·tec®

With Xill·tec®, the solid carbide milling cutters from the MC230 Advance product range, Walter offers a uniquely wide range, with different dimensions, numbers of teeth and shank versions. This means that users are well-equipped for all conceivable milling operations and ISO materials. Universal use – with excellent quality.

Xtra·tec®

Xtra·tec® indexable insert milling cutters and drills guarantee extremely soft cutting action and optimal surface quality on almost all materials. Indexable inserts with highly positive geometries and the Tiger·tec® coating have a particularly beneficial hardness/toughness ratio. For maximum productivity and process reliability.

Xtra·tec®XT

Xtra·tec® XT is the latest generation of Walter milling tools. As the "Xtended" Xtra·tec® technology, it offers a completely new perspective on productivity and process reliability. It can cover nearly all milling operations in every common material group: More reliable, productive, cost-efficient than ever before – all while compensating for the CO_2 emissions through Walter Green.

X·treme Evo

For Walter, the X·treme Evo DC260 & DC160 Advance solid carbide drills as well as the X·treme Evo Plus DC180 Supreme and X·treme Evo 3 DC183 Supreme are the embodiment of the "next generation of drilling", offering versatility for a wide range of materials and machine concepts – with outstanding tool life, productivity and process reliability.

Technologies at Walter (continued)

Walter Capto™ is a modular tool adaptor system. It is suitable for all turning, milling, drilling and threading processes. Its ISO-standardised polygon taper absorbs torsional moments and bending moments extremely well and ensures optimal repeat accuracy.

Walter ConeFit is an extremely flexible solid carbide milling system with a wide range of high-performance exchangeable heads and shaft variants. Its conical thread can self-centre, thereby guaranteeing maximum stability and concentricity.

Walter ScrewFit users benefit from maximum flexibility. Its modular interface is suitable for a wide variety of boring bars and adaptors and a wide range of tool diameters and lengths for milling and drilling.

The precision-ground QuadFit interface with taper and support face characterises the precision of the vibration-damped boring bars for turning and thread turning with Walter Accure·tec® technology. The exchangeable head system, which can be rotated by 180°, makes it possible to rapidly replace tools with high indexing accuracy.

In turning and grooving operations, the Walter precision cooling system provides cooling at the centre of the chip formation. Its dual coolant jets are directed precisely onto the flank and rake faces. In drilling operations, the coolant jets exit close to the cutting edge. This system provides significantly increased tool life, improved chip breaking and chip removal, greater efficiency and higher quality.

Walter DeVibe is an anti-vibration technology for thread milling cutters. At its core, it consists of a »calming chamfer« that reduces the clearance angle on the flank face. This supports the tool; vibrations are minimised. DeVibe enables higher surface qualities and cutting data, particularly for metric fine threads – regardless of clamping conditions, changing cutting data or the milling strategy.

"Flash" refers to specialised solid carbide milling cutters for high-feed milling. Their end-face geometry reduces the chip thickness "h" and therefore enables an extremely high feed per tooth. Forces that occur are diverted axially towards the centre of the tool, which helps to stabilise the machining process.

On Walter turning toolholders with "SmartLock", the clamping screw can be operated from the side of the tool. This makes it possible to index the inserts in the machine quickly and easily. Tool change times are reduced as a result. Ideal for use on CNC lathe and multi-spindle machines.

WedgeFit is an interface for grooving and turning applications. Its double wedge enables the cutting forces to be absorbed not only by the clamping screw, but also by the two wedges. In addition to simple, fast handling, this ensures exceptionally high stability and rigidity. Over 1,000 possible combinations of module and support tool maximise the flexibility of the System.

WALTER
A150M.0.63.MM

The structure of the new Walter General Catalogue

The new Walter General Catalogue presents information about products and applications in a comprehensive and clear manner as an e-document – including direct links to the Walter online catalogue.

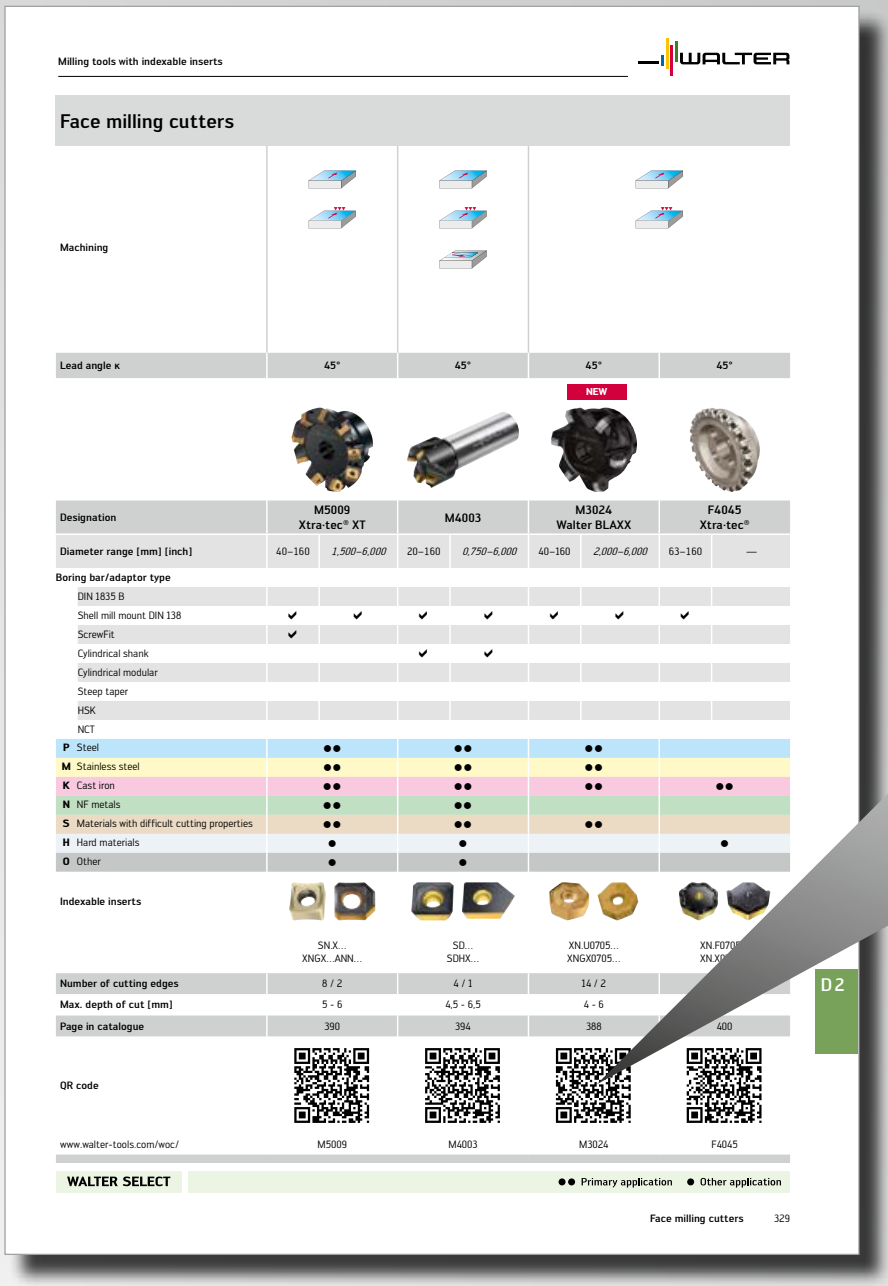

Milling tools with indexable inserts

WALTER

Face milling cutters

Machining								
Lead angle κ	45°		45°		45°		45°	
					NEW			
Designation	M5009 Xtra·tec® XT		M4003		M3024 Walter BLAXX		F4045 Xtra·tec®	
Diameter range [mm] [inch]	40–160	1,500–6,000	20–160	0,750–6,000	40–160	2,000–6,000	63–160	—
Boring bar/adaptor type								
DIN 1835 B								
Shell mill mount DIN 138	✔	✔	✔	✔	✔	✔	✔	
ScrewFit	✔							
Cylindrical shank			✔	✔				
Cylindrical modular								
Steep taper								
HSK								
NCT								
P Steel	●●		●●		●●			
M Stainless steel	●●		●●		●●			
K Cast iron	●●		●●		●●		●●	
N NF metals	●●		●●					
S Materials with difficult cutting properties	●●		●●		●●			
H Hard materials	●		●				●	
O Other	●		●					
Indexable inserts	SN.X... XNGX...ANN...		SD... SDHX...		XN.U0705... XNGX0705...		XN.F070 XN.X	
Number of cutting edges	8 / 2		4 / 1		14 / 2			
Max. depth of cut [mm]	5 - 6		4,5 - 6,5		4 - 6			
Page in catalogue	390		394		388		400	
QR code								
www.walter-tools.com/woc/	M5009		M4003		M3024		F4045	

WALTER SELECT ●● Primary application ● Other application

D2

Face milling cutters 329

Product range overviews with applications, materials and QR codes at a glance

The product range overviews include icons indicating applications, images of the products, and the range of materials for which the products can be used; if relevant, they also include shank versions, clamping systems and other important information. This means that you can immediately see which product you need – and go directly to more detailed information about it by scanning the corresponding QR code or typing the link provided into your browser.

NEW — Tools with this icon are product innovations and are displayed in this way in the product range overviews.

★ — Indexable inserts and tools with these red icons are new to the range and are labelled in this way on the ordering page.

Scan the QR code

to go directly to the sub-page for the corresponding product in the Walter online catalogue. The brief overview contains an image of the tool or product, icons representing applications and other information, and the main and secondary applications in the ISO materials sector.

M3024

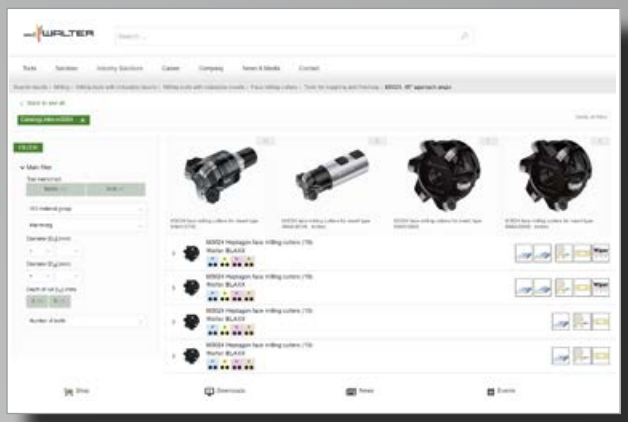

Direct link

As well as scanning the QR code, you can also type the link directly into your browser:

*www.walter-tools.com/woc/**M3024.***

In the e-document, you can of course click on the link itself.

Detailed overview of product data

Depending on the product, the information available here or on the following product details page will include dimensions, corresponding indexable inserts, adaptors, and accessories, as well as direct links to additional information such as cutting data recommendations via Walter GPS or technical information like assembly instructions, limit speeds and much more.

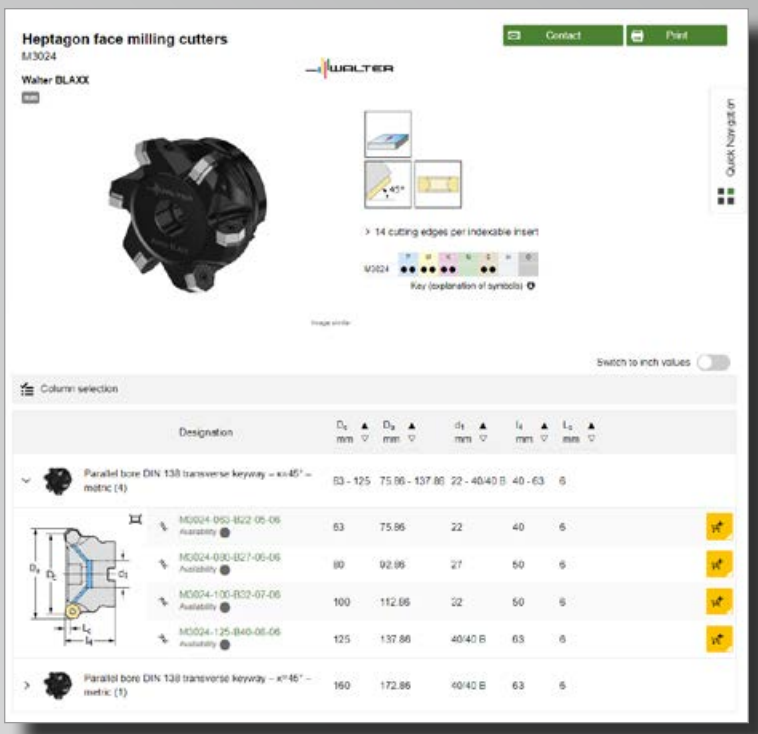

Walter Capto™ adaptors

	VDI DIN 69880 clamping units	**Clamping units**	**Clamping units**	**Clamping units**
Designation	**TYP 2030 / 2040 / 2050 / 2060**	**Typ 2080 / 2085**	**Typ 2000**	**TYP 2090**
Machine-side	VDI DIN 69880	Square shank	Parallel shank with clamping surface	Bushing clamp
Tool-side	C3 - C6	C3 - C5	C3 - C5	C3 - C8
Page in catalogue	18	19	21	23
QR code				
www.walter-tools.com/woc/	TYP2030	TYP2080	TYP3000	TYP2090

E1

www.isotool.se
Tel. 044 - 24 55 70

Walter Capto™ adaptors

	HSK DIN 69893-1 A master	**DIN 69871 AD/B master**	**MAS-BT JIS B 6339 AD/B master**	**DIN 69871 AD/B master**
Designation	**AB584-HSK-MASTER**	**C.-390B.140**	**C.-390B.55 + C.-390B.58**	**C.-390B.540 + C.-390.540**
Machine-side	HSK DIN 69893-1 A	SK DIN 69871 AD/B	JIS B 6339 AD/B	SK DIN 69871 AD/B
Tool-side	C3 - C8	C3 - C8	C3 - C8	C3 - C8
Page in catalogue	**24**	**25**	**26**	**27**
QR code				
www.walter-tools.com/woc/	AB584-HSK-MASTER	C-390B-140	C-390B-55	C-390B-540

	MAS-BT JIS B 6339 AD/B master	**ASME B5.50 master**	**Extension**	**Reduction adaptor**
Designation	**C.-390B.555 + C.-390B.558**	**C.-A390B.45**	**C.-391.01**	**C.-391.02**
Machine-side	JIS B 6339 AD/B	ASME B 5.50	Walter Capto™ in acc. with ISO 26623	Walter Capto™ in acc. with ISO 26623
Tool-side	C3 - C8	C3 - C8	C3 - C8	C3 - C6
Page in catalogue	**28**	**29**	**30**	**31**
QR code				
www.walter-tools.com/woc/	C-390B-555	C-A390B-45	C-391-01	C-391-02

E1

www.isotool.se
Tel. 044 - 24 55 70

Walter Capto™ adaptors

	Axial adaptor	**Walter Capto™ – Axial adaptor**	**Radial adaptor**	**Walter Capto™ – Radial adaptor**
Designation	**C.-ASH**	**A2120-C...-P**	**C.-ASHA**	**A2121-C...-P**
Machine-side	Walter Capto™ in acc. with ISO 26623	Walter Capto™ in acc. with ISO 26623	Walter Capto™ in acc. with ISO 26623	Walter Capto™ in acc. with ISO 26623
Tool-side	20 x 20 - 3/4 x 3/4	20 x 20 - 25 x 25	32 x 25 - 32 x 32	20 x 20 - 25 x 25
Page in catalogue	**32**	**33**	**34**	**34**
QR code				
www.walter-tools.com/woc/	C-ASH	A2120-C-P	C-ASHA	A2121-C-P

	Walter Capto™ Adaptor – vibration damped	**Walter Capto™ Adaptor – vibration damped**
Designation	**A3000-C**	**A3001-C**
Machine-side	Walter Capto™ in acc. with ISO 26623	Walter Capto™ in acc. with ISO 26623
Tool-side	Q25 - Q50	QL60 - QL80
Page in catalogue	**35**	**35**
QR code		
www.walter-tools.com/woc/	A3000-C	A3001-C

E1

www.isotool.se
Tel. 044 - 24 55 70

VDI adaptors, one-piece

	Master VDI DIN 69880	VDI adaptor – DIN 69880 shank tools	VDI adaptor – DIN 69880 shank tools	VDI adaptor – DIN 69880 parting blades
Designation	**AK135M**	**A2120-V...-P**	**A2121-V...-P**	**A2110-V...-P**
Machine-side	VDI DIN 69880	VDI DIN 69880	VDI DIN 69880	VDI DIN 69880
Tool-side	80	20 x 20 - 25 x 25	20 x 20 - 25 x 25	26R - 32R
Page in catalogue	**37**	**38**	**39**	**40**
QR code				
www.walter-tools.com/woc/	AK135M	A2120-V-P	A2121-V-P	A2110-V-P

	VDI adaptor – DIN 69880 parting blades
Designation	**A2111-V...-P**
Machine-side	VDI DIN 69880
Tool-side	26R - 32R
Page in catalogue	**42**
QR code	
www.walter-tools.com/woc/	A2111-V-P

E1

www.isotool.se
Tel. 044 - 24 55 70

Machine-specific adaptors, one-piece

BMT adaptor – Parting blades

Designation	**A2110-BT...-P**
Machine-side	BMT
Tool-side	26R - 32R
Page in catalogue	**43**
QR code	
www.walter-tools.com/woc/	A2110-BT-P

E1

www.isotool.se
Tel. 044 - 24 55 70

Accure·tec® vibration-damped boring bar adaptor– QuadFit™

	Cylinder shaft adaptor – vibration damped	**Cylinder shaft adaptor – vibration damped**	**Walter Capto™ Adaptor – vibration damped**	**Walter Capto™ Adaptor – vibration damped**
Designation	**A3000**	**A3001**	**A3000-C**	**A3001-C**
Machine-side	Parallel shank with clamping surface	Cylindrical shank	Walter Capto™ in acc. with ISO 26623	Walter Capto™ in acc. with ISO 26623
Tool-side	Q25 - Q50	QL60 - QL100	Q25 - Q50	QL60 - QL80
Page in catalogue	**44**	**45**	**35**	**35**
QR code				
www.walter-tools.com/woc/	A3000	A3001	A3000-C	A3001-C

	HSK-T adaptor – vibration damped	**HSK-T adaptor – vibration damped**
Designation	**A3000-HSK-T**	**A3001-HSK-T**
Machine-side	HSK DIN 69893-7	HSK DIN 69893-7
Tool-side	Q25 - Q50	QL60 - QL80
Page in catalogue	**50**	**51**
QR code		
www.walter-tools.com/woc/	A3000-HSK-T	A3001-HSK-T

E1

www.isotool.se
Tel. 044 - 24 55 70

Boring bars - QuadFit

Cylindrical shank - QuadFit

Designation	**A2100**
Machine-side	Parallel shank with clamping surface
Tool-side	Q40 - QL60
Page in catalogue	52
QR code	
www.walter-tools.com/woc/	A2100

E1

www.isotool.se
Tel. 044 - 24 55 70

VDI DIN 69880 clamping units

TYP 2030 / 2040 / 2050 / 2060 mm

– Manually actuated
– DIN ISO 10889

Tool

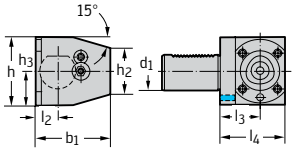

VDI DIN 69880

Designation	Size	d_1	l_2 mm	l_3 mm	l_4 mm	l_5 mm	b_1 mm	b_2 mm	h mm	h_2 mm	h_3 mm
C3-LC2030-41020M	C3	VDI30	20	41	60		74		57	38	30
C3-RC2030-41020M	C3	VDI30	20	41	60		74		57	38	30
C4-LC2040-51040M	C4	VDI40	40	51	75		86		75	60	38
C4-RC2040-51030M	C4	VDI40	30	51	75		86		75	54	38
C5-LC2040-53040M	C5	VDI40	40	53	85		99		82	53	41
C5-LC2050-53040M	C5	VDI50	40	53	85		99		86	65	43
C5-LC2060-43040M	C5	VDI60	40	43	75		99		94	76	53
C5-RC2040-53030M	C5	VDI40	30	53	85		99		82	47	41
C5-RC2040-53040M	C5	VDI40	40	53	85		99		82	53	41
C5-RC2050-53030M	C5	VDI50	30	53	85		99		86	53	43
C5-RC2060-43040M	C5	VDI60	40	43	75		99		94	76	53
C6-LC2060-53040	C6	VDI60	40	53	95		122		105	70	53
C6-RC2060-53040	C6	VDI60	40	53	95		122		105	70	53

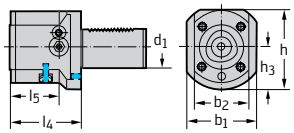

VDI DIN 69880

Designation	Size	d_1	l_2 mm	l_3 mm	l_4 mm	l_5 mm	b_1 mm	b_2 mm	h mm	h_2 mm	h_3 mm
C3-LC2030-00060M	C3	VDI30			60	44	50	38	61		34
C3-RC2030-00060M	C3	VDI30			60	44	50	38	61		34
C4-LC2040-00075M	C4	VDI40			75	53	75	48	75		38
C4-RC2040-00075M	C4	VDI40			75	53	75	48	75		38
C4-RC2050-00065M	C4	VDI50			65	39	70	48	83		42
C5-LC2040-00085M	C5	VDI40			85	72	75	64	82		41
C5-LC2050-00085M	C5	VDI50			85	61	83	64	90		45
C5-RC2040-00085M	C5	VDI40			85	72	75	64	82		41
C5-RC2050-00085M	C5	VDI50			85	61	83	64	90		45
C5-RC2060-00075M	C5	VDI60			75	16	80	64	82		58
C6-LC2060-00095	C6	VDI60			95	50	84	84	105		58
C6-RC2060-00095	C6	VDI60			95	50	84	84	105		58

Drawing shows right-hand design
Note: Provided that no tool is clamped (and the clamping units are stored in the tool room), the clamping units should be fitted with a cover plug to protect the polygonal adaptor.
For Walter Capto™ tightening torques, see „Assembly parts and accessories"
Important: The maximum cooling lubricant pressure is 80 bar

E1

WALTER SELECT

●● Primary application ● Other application
Best tool for → Good = ☺ → Average = 😐 → Poor = ☹ machining conditions

New addition to the product range = ☺ 😐 ☹ / ★

www.isotool.se
Tel. 044 - 24 55 70

Clamping units

Typ 2080 / 2085 inch

– Manually actuated
– With square shank for external machining

Tool

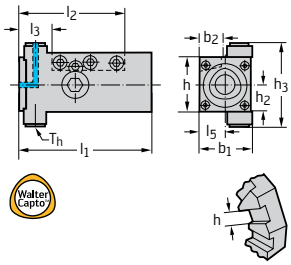

Square shank

Designation	Size	l_1 inch	l_2 inch	l_3 inch	l_5 inch	b_1 inch	b_2 inch	h inch	h_2 inch	h_3 inch	T_h	lbs
C4-LC2085-24102-16M	C4	5,035		0,945	5,035	1,890			1,000	2,323	G1/8	3,748
C4-RC2085-24102-16M	C4	5,035		0,945	5,035	1,890			1,000	2,323	G1/8	3,792

Drawing shows right-hand design
Length and depth of the groove in the turret
For the selection of VDI clamping units, see „Technical information – Stationary adaptors“
Important: The maximum cooling lubricant pressure is 80 bar
For Walter Capto™ tightening torques, see „Assembly parts and accessories“
*Groove depth in the turret with type 2080
**One-piece version
***Length and depth of the groove in the turret with type 2085

E1

WALTER SELECT

●● Primary application ● Other application
Best tool for → Good = ☺ → Average = 😐 → Poor = ☹ machining conditions

☺ 😐 ☹ / ★ = New addition to the product range

www.isotool.se
Tel. 044 - 24 55 70

Clamping units

Typ 2080 / 2085 inch

– Manually actuated
– With square shank for external machining

Tool

	Designation	Size	l_1 mm	l_2 mm	l_3 mm	l_5 mm	b_1 mm	b_2 mm	h mm	h_2 mm	h_3 mm	h_4 mm	T_h	kg
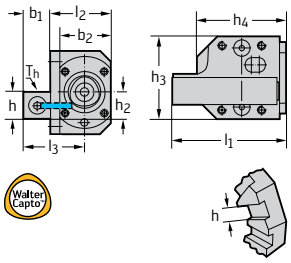 Square shank	C5-RC2085-32130-20M	C5	130,5		32		64			31,8	72		G1/8	3,4
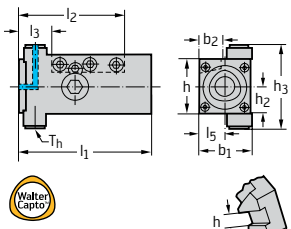 Square shank	C3-RC2085-4038M	C3	95	79	25	19	38	20	40	20	62		G1/8	1,1
	C4-LC2085-5048	C4	126,4	101	30,5	24	48	25	50	25	54		G1/8	1,9
	C4-RC2085-5048	C4	126,4	101	30,5	24	48	25	50	25	54		G1/8	2,1
	C5-RC2085-6464	C5	146,4	118	36	32	64	32	64	32	68		G1/8	4,1

Drawing shows right-hand design
Length and depth of the groove in the turret
Important: The maximum cooling lubricant pressure is 80 bar
For Walter Capto™ tightening torques, see „Assembly parts and accessories"
*Groove depth in the turret with type 2080
**One-piece version
***Length and depth of the groove in the turret with type 2085

E1

WALTER SELECT

●● Primary application ● Other application
Best tool for ➔ Good = ☺ ➔ Average = 😐 ➔ Poor = ☹ machining conditions

New addition to the product range = ☺ 😐 ☹ / ★

www.isotool.se
Tel. 044 - 24 55 70

Clamping units

Typ 2000 inch

– Manually actuated
– With round shank for internal machining

Tool

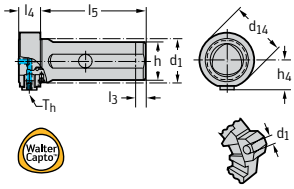

Parallel shank with clamping surface

Designation	Size	d_1	d_{14} inch	l_4 inch	l_3 inch	l_5 inch	h inch	h_4 inch	T_h
C3-NC2000-08018-A20	C3	0,039	1,791	0,709	0	3,150	1,181	0,930	G1/8
C4-NC2000-12020-A32	C4	2	2,028	0,787	0	4,724		1,004	G1/8
C5-NC2000-12024-A32	C5	2	2,421	0,945	0	4,724		1,22	G1/8

Drawing shows right-hand design
Important: The maximum cooling lubricant pressure is 80 bar
For Walter Capto™ tightening torques, see „Assembly parts and accessories“
*Maximum reduction of the clamping unit length

E1

WALTER SELECT

●● Primary application ● Other application
Best tool for ➔ Good = ☺ ➔ Average = 😐 ➔ Poor = ☹ machining conditions

☺ 😐 ☹ / ★ = New addition to the product range

www.isotool.se
Tel. 044 - 24 55 70

Clamping units

Typ 2000 mm

– Manually actuated
– With round shank for internal machining

Tool

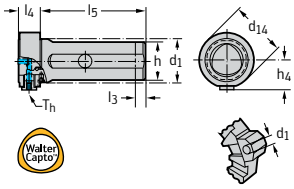

Parallel shank with clamping surface

Designation	Size	d_1	d_{14} mm	l_4 mm	l_3 mm	l_5 mm	h mm	h_4 mm	T_h
C3-NC2000-08018-32	C3	32	45,5	18	0	80	30	26	G1/8
C4-NC2000-10020-40	C4	40	51,5	20	8	100	37	28	G1/8
C4-NC2000-12020-50	C4	50	51,5	20	28	120	47	28	G1/8
C5-NC2000-12024-50	C5	50	61,5	24	0	120	47	33	G1/8
C5-NC2000-14024-60	C5	60	61,5	25	20	140	57	33	G1/8

Drawing shows right-hand design
Important: The maximum cooling lubricant pressure is 80 bar
For Walter Capto™ tightening torques, see „Assembly parts and accessories“
*Maximum reduction of the clamping unit length

E1

WALTER SELECT

●● Primary application ● Other application
Best tool for ➔ Good = ☺ ➔ Average = 😐 ➔ Poor = ☹ machining conditions

New addition to the product range = ☺ 😐 ☹ / ★

www.isotool.se
Tel. 044 - 24 55 70

Clamping units

TYP 2090 mm

– Manually actuated
– For special flange-mounting applications

Tool

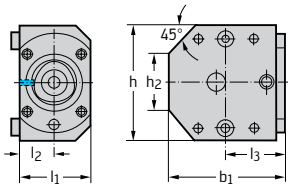

Designation	Size	l_1 mm	l_2 mm	l_3 mm	b_1 mm	h mm
C3-LC2090-19039M	C3	38	19	39	73	54
C4-LC2090-24043A	C4	48	24	43	86	77
C4-RC2090-24043A	C4	48	24	43	86	77
C5-RC2090-32048A	C5	64	32	48	100	92
C6-LC2090-42060	C6	84	42	60	122	105
C6-RC2090-42060	C6	84	42	60	122	105
C8-LC2090-50088	C8	100	50	88	146	133
C8-RC2090-50088	C8	100	50	88	146	133

Bushing clamp

Drawing shows right-hand design
Note: Provided that no tool is clamped (and the clamping units are stored in the tool room), the clamping units should be fitted with a cover plug to protect the polygonal adaptor.
Important: The maximum cooling lubricant pressure is 80 bar
For Walter Capto™ tightening torques, see „Assembly parts and accessories“

E1

WALTER SELECT

●● Primary application ● Other application
Best tool for ➔ Good = ☺ ➔ Average = 😐 ➔ Poor = ☹ machining conditions

☺ 😐 ☹ / ★ = New addition to the product range

www.isotool.se
Tel. 044 - 24 55 70

HSK DIN 69893-1 A master

AB584-HSK-MASTER mm

Tool

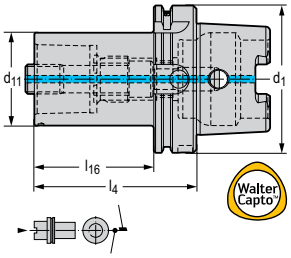

HSK DIN 69893-1 A

Designation	d_1	d_{11}	l_4 mm	l_{16} mm	kg
HA06-C3-032-075	HSK-A63	C3	75	49	0,94
HA06-C4-040-080	HSK-A63	C4	80	54	0,94
HA06-C5-050-090	HSK-A63	C5	90	64	1,45
HA10-C3-032-080	HSK-A100	C3	80	51	2,29
HA10-C4-040-090	HSK-A100	C4	90	61	2,49
HA10-C5-050-100	HSK-A100	C5	100	71	2,87
HA10-C6-063-110	HSK-A100	C6	110	81	3,58
HA10-C8-080-120	HSK-A100	C8	120	91	4,82

Accessories

	d_1	HSK-A100	HSK-A63
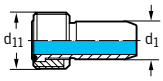	Coolant transfer	FS1065	FS1064
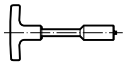	Keys	FS953	FS952

E1

WALTER SELECT

●● Primary application ● Other application

Best tool for ➔ Good = ☺ ➔ Average = 😐 ➔ Poor = ☹ machining conditions

New addition to the product range = ☺ 😐 ☹ / ★

www.isotool.se
Tel. 044 - 24 55 70

DIN 69871 AD/B master

C.-390B.140 mm

– ISO 7388-1

Tool

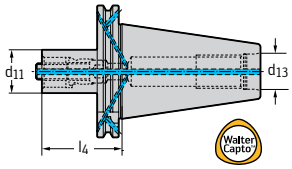

SK DIN 69871 AD/B

Designation	d_1	d_{11}	l_4 mm	d_{13}	kg
C3-390B.140-40 030	SK40	C3	30	M16	0,86
C3-390B.140-40 060	SK40	C3	60	M16	1,03
C4-390B.140-40 030	SK40	C4	30	M16	0,87
C4-390B.140-40 060	SK40	C4	60	M16	1,12
C5-390B.140-40 040	SK40	C5	40	M16	0,95
C5-390B.140-40 080	SK40	C5	80	M16	1,52
C6-390B.140-40 085	SK40	C6	85	M16	1,84
C3-390B.140-50 030	SK50	C3	30	M24	2,69
C3-390B.140-50 060	SK50	C3	60	M24	2,82
C4-390B.140-50 030	SK50	C4	30	M24	2,7
C4-390B.140-50 060	SK50	C4	60	M24	2,86
C5-390B.140-50 030	SK50	C5	30	M24	2,54
C5-390B.140-50 070	SK50	C5	70	M24	3,17
C6-390B.140-50 030	SK50	C6	30	M24	2,46
C6-390B.140-50 080	SK50	C6	80	M24	3,56
C8-390B.140-50 070	SK50	C8	70	M24	3,79
C8-390B.140-50 120	SK50	C8	120	M24	5,7

For pull studs for steep tapers, see „Assembly parts and accessories/Steel taper pull studs“
For Walter Capto™ tightening torques, see „Assembly parts and accessories“

E1

WALTER SELECT

●● Primary application ● Other application

Best tool for → Good = ☺ → Average = 😐 → Poor = ☹ machining conditions

☺ 😐 ☹ / ★ = New addition to the product range

www.isotool.se
Tel. 044 - 24 55 70

MAS-BT JIS B 6339 AD/B master
C.-390B.55 + C.-390B.58 mm

– ISO 7388-2

Tool

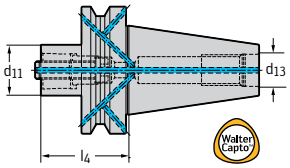

JIS B 6339 AD/B

Designation	d_1	d_{11}	l_4 mm	d_{13}	kg
C3-390B.55-40 030	BT40	C3	30	M16	0,98
C3-390B.55-40 060	BT40	C3	60	M16	1,13
C4-390B.55-40 030	BT40	C4	30	M16	0,9
C4-390B.55-40 060	BT40	C4	60	M16	1,2
C5-390B.55-40 050	BT40	C5	50	M16	1,13
C5-390B.55-40 090	BT40	C5	90	M16	1,73
C6-390B.55-40 075	BT40	C6	75	M16	1,67
C3-390B.58-50 040	BT50	C3	40	M24	3,65
C3-390B.58-50 070	BT50	C3	70	M24	3,73
C4-390B.58-50 040	BT50	C4	40	M24	3,61
C4-390B.58-50 070	BT50	C4	70	M24	3,83
C5-390B.58-50 040	BT50	C5	40	M24	3,52
C5-390B.58-50 080	BT50	C5	80	M24	4,04
C6-390B.58-50 050	BT50	C6	50	M24	3,46
C6-390B.58-50 100	BT50	C6	100	M24	4,73
C8-390B.58-50 070	BT50	C8	70	M24	3,97
C8-390B.58-50 120	BT50	C8	120	M24	5,98

For pull studs for steep tapers, see „Assembly parts and accessories/Steel taper pull studs“
For Walter Capto™ tightening torques, see „Assembly parts and accessories“

E1

WALTER SELECT

●● Primary application ● Other application

Best tool for ➔ Good = ☺ ➔ Average = 😐 ➔ Poor = ☹ machining conditions

New addition to the product range = ☺ 😐 ☹ / ★

www.isotool.se
Tel. 044 - 24 55 70

DIN 69871 AD/B master
C.-390B.540 + C.-390.540 mm

– BIG-PLUS SYSTEM – BIG DAISHOWA licence
– ISO 7388-1

Tool

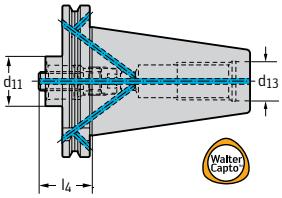

SK DIN 69871 AD/B

Designation	d_1	d_{11}	l_4 mm	d_{13}	kg
C4-390B.540-40 040	SK40	C4	40	M16	0,93
C5-390B.540-40 050	SK40	C5	50	M16	1,1
C6-390B.540-40 085	SK40	C6	85	M16	1,82
C3-390.540-50 030A	SK50	C3	30	M24	2,75
C4-390.540-50 030A	SK50	C4	30	M24	2,74
C5-390.540-50 030A	SK50	C5	30	M24	2,7
C6-390.540-50 050A	SK50	C6	50	M24	2,93
C8-390.540-50 070A	SK50	C8	70	M24	3,85

For pull studs for steep tapers, see „Assembly parts and accessories/Steel taper pull studs“
For Walter Capto™ tightening torques, see „Assembly parts and accessories“

E1

WALTER SELECT

●● Primary application ● Other application
Best tool for ➔ Good = ☺ ➔ Average = 😐 ➔ Poor = ☹ machining conditions

☺ 😐 ☹ / ★ = New addition to the product range

www.isotool.se
Tel. 044 - 24 55 70

MAS-BT JIS B 6339 AD/B master
C.-390B.555 + C.-390B.558 mm

– BIG-PLUS SYSTEM – BIG DAISHOWA licence
– ISO 7388-2

Tool

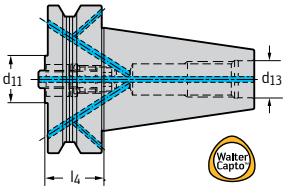

JIS B 6339 AD/B

Designation	d_1	d_{11}	l_4 mm	d_{13}	kg
C3-390B.555-40 030	BT40	C3	30	M16	0,94
C4-390B.555-40 040	BT40	C4	40	M16	0,99
C5-390B.555-40 050	BT40	C5	50	M16	1,12
C6-390B.555-40 075	BT40	C6	75	M16	1,72
C3-390B.558-50 040	BT50	C3	40	M24	3,6
C4-390B.558-50 040	BT50	C4	40	M24	3,6
C5-390B.558-50 040	BT50	C5	40	M24	3,45
C6-390B.558-50 050	BT50	C6	50	M24	3,6
C8-390B.558-50 070	BT50	C8	70	M24	4,12

For pull studs for steep tapers, see „Assembly parts and accessories/Steel taper pull studs“
For Walter Capto™ tightening torques, see „Assembly parts and accessories“

E1

WALTER SELECT

●● Primary application ● Other application
Best tool for ➔ Good = ☺ ➔ Average = 😐 ➔ Poor = ☹ machining conditions

New addition to the product range = ☺ 😐 ☹ / ★

www.isotool.se
Tel. 044 - 24 55 70

ASME B5.50 master

C.-A390B.45 mm

Tool

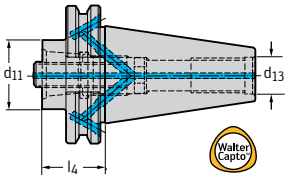

ASME B 5.50

Designation	d_1	d_{11}	l_4 mm	d_{13}	kg
C3-A390B.45-40 030	CAT40	C3	30	5/8"-11	0,83
C3-A390B.45-40 060	CAT40	C3	60	5/8"-11	1
C4-A390B.45-40 030	CAT40	C4	30	5/8"-11	0,83
C4-A390B.45-40 060	CAT40	C4	60	5/8"-11	1,1
C5-A390B.45-40 040	CAT40	C5	40	5/8"-11	0,93
C5-A390B.45-40 080	CAT40	C5	80	5/8"-11	1,5
C6-A390B.45-40 085	CAT40	C6	85	5/8"-11	1,97
C3-A390B.45-50 030	CAT50	C3	30	1"-8	2,68
C3-A390B.45-50 060	CAT50	C3	60	1"-8	2,76
C4-A390B.45-50 030	CAT50	C4	30	1"-8	2,62
C4-A390B.45-50 060	CAT50	C4	60	1"-8	2,9
C5-A390B.45-50 030	CAT50	C5	30	1"-8	2,68
C5-A390B.45-50 070	CAT50	C5	70	1"-8	3,07
C6-A390B.45-50 030	CAT50	C6	30	1"-8	2,56
C6-A390B.45-50 080	CAT50	C6	80	1"-8	3,56
C8-A390B.45-50 070	CAT50	C8	70	1"-8	3,81
C8-A390B.45-50 120	CAT50	C8	120	1"-8	5,68

For pull studs for steep tapers, see „Assembly parts and accessories/Steel taper pull studs"
For Walter Capto™ tightening torques, see „Assembly parts and accessories"

E1

WALTER SELECT

●● Primary application ● Other application

Best tool for → Good = ☺ → Average = 😐 → Poor = ☹ machining conditions

☺ 😐 ☹ / ★ = New addition to the product range

www.isotool.se
Tel. 044 - 24 55 70

Extension

C.-391.01 mm

– ISO 26623

Tool

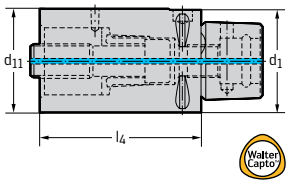

Walter Capto™ in acc. with ISO 26623

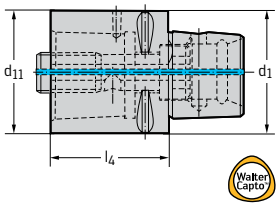

Walter Capto™ in acc. with ISO 26623

Designation	d_1	d_{11}	l_4 mm	kg
C3-391.01-32 060A	C3	C3	60	0,36
C3-391.01-32 080A	C3	C3	80	0,47
C4-391.01-40 060A	C4	C4	60	0,56
C4-391.01-40 080A	C4	C4	80	0,71
C5-391.01-50 080A	C5	C5	80	1,14
C5-391.01-50 100A	C5	C5	100	1,45
C6-391.01-63 100A	C6	C6	100	2,27
C6-391.01-63 140A	C6	C6	140	3,16
C8-391.01-80 100A	C8	C8	100	3,71
C8-391.01-80 125A	C8	C8	125	4,64
C3-391.01-32 035	C3	C3	35	0,22
C4-391.01-40 040	C4	C4	40	0,39
C5-391.01-50 050	C5	C5	50	0,73
C6-391.01-63 060	C6	C6	60	1,31
C8-391.01-80 065	C8	C8	65	2,31

*Short version only for bushing clamp
For Walter Capto™ tightening torques, see „Assembly parts and accessories“

E1

WALTER SELECT

●● Primary application ● Other application
Best tool for ➔ Good = ☺ ➔ Average = 😐 ➔ Poor = ☹ machining conditions

New addition to the product range = ☺ 😐 ☹ / ★

www.isotool.se
Tel. 044 - 24 55 70

Reduction adaptor

C.-391.02 mm

– ISO 26623

Tool

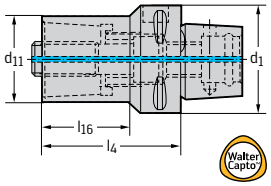

Walter Capto™ in acc. with ISO 26623

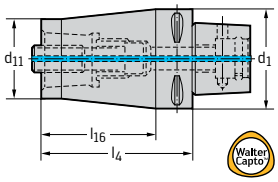

Walter Capto™ in acc. with ISO 26623

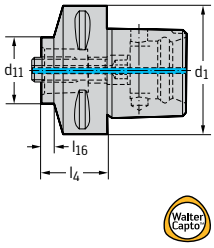

Walter Capto™ in acc. with ISO 26623

Designation	d_1	d_{11}	l_4 mm	l_{16} mm	kg
C4-391.02-32 055A	C4	C3	55	31	0,45
C5-391.02-32 060A	C5	C3	60	34,8	0,69
C5-391.02-40 065A	C5	C4	65	40	0,81
C6-391.02-32 070A	C6	C3	70	39	1,03
C6-391.02-40 080A	C6	C4	80	51,3	1,29
C6-391.02-50 080A	C6	C5	80	51,5	1,44
C8-391.02-32 060B	C8	C3	60	20,7	1,9
C8-391.02-40 070B	C8	C4	70	31,4	2,2
C8-391.02-50 080B	C8	C5	80	42,8	2,42
C8-391.02-63 080B	C8	C6	80	44,5	2,56
C4-391.02-32 070A	C4	C3	70	12	0,6
C5-391.02-40 085A	C5	C4	85	12	1,13
C6-391.02-50 110A	C6	C5	110	12	2,21
C8-391.02-63 120A	C8	C6	120	12	4,08
C5-391.02-32 033A	C5	C3	33	5	0,5
C5-391.02-40 040A	C5	C4	40	15	0,5
C6-391.02-32 032	C6	C3	32	6	0,85
C6-391.02-40 040	C6	C4	40	11,3	0,92
C6-391.02-50 050A	C6	C5	50	20	1,1
C8-391.02-50 045A	C8	C5	45	5	1,8
C8-391.02-63 055A	C8	C6	55	15	2,13

*Short version only for bushing clamp
For Walter Capto™ tightening torques, see „Assembly parts and accessories“

E1

WALTER SELECT

●● Primary application ● Other application
Best tool for → Good = ☺ → Average = 😐 → Poor = ☹ machining conditions

☺ 😐 ☹ / ★ = New addition to the product range

www.isotool.se
Tel. 044 - 24 55 70

Axial adaptor
C.-ASH inch

– ISO 26623
– For shank tools

Tool	Designation	Size	h inch	d_{14} inch	f inch	l_3 inch	l_4 inch	lbs
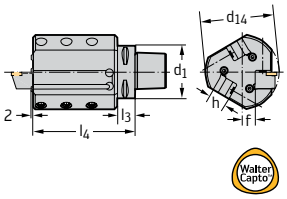 Walter Capto™ in acc. with ISO 26623	C6-ASHR3-36125-12-A	C6	0,750	3,540	0,614	125	4,921	8,466

Important: Adaptors are designed for machines with an automatic tool changing system.
If the corner radius r = 2.5 mm or above, the corner area of the body must be reworked.

E1

WALTER SELECT

●● Primary application ● Other application
Best tool for ➔ Good = ☺ ➔ Average = 😐 ➔ Poor = ☹ machining conditions

New addition to the product range = ☺ 😐 ☹ / ★

www.isotool.se
Tel. 044 - 24 55 70

Axial adaptor

C.-ASH / A2120-C...-P mm



– ISO 26623
– For shank tools

Tool

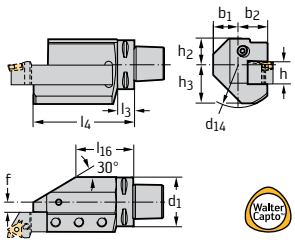

Walter Capto™ in acc. with ISO 26623

Designation	Size	h mm	b_1 mm	b_2 mm	d_{14} mm	f mm	h_2 mm	h_3 mm	l_3 mm	l_4 mm	kg
C8-ASHL-40140-32	C8	32	40	40	110	8	40	55	140	140	5,2
C8-ASHR-40140-32	C8	32	40	40	110	8	40	55	140	140	5,3

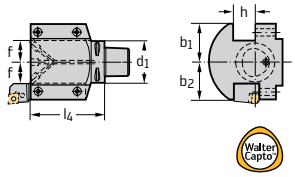

Walter Capto™ in acc. with ISO 26623

Designation	Size	h mm	b_1 mm	b_2 mm	d_{14} mm	f mm	h_2 mm	h_3 mm	l_3 mm	l_4 mm	kg
C6-ASHS-58115-32	C6	32			140	33			115	115	7,7

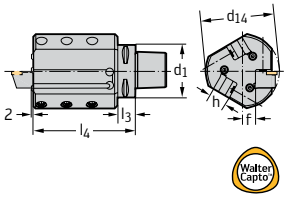

Walter Capto™ in acc. with ISO 26623

Designation	Size	h mm	b_1 mm	b_2 mm	d_{14} mm	f mm	h_2 mm	h_3 mm	l_3 mm	l_4 mm	kg
C5-ASHR3-36123-20	C5	20			90	16			123	123	3,6
C6-ASHL3-36125-20	C6	20			90	16			125	125	3,9
C6-ASHR3-36125-20	C6	20			90	16			125	125	3,9

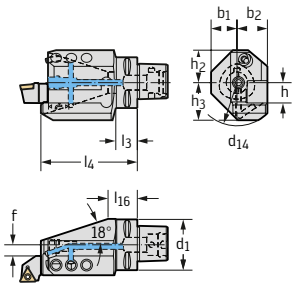

Walter Capto™ in acc. with ISO 26623

Designation	Size	h mm	b_1 mm	b_2 mm	d_{14} mm	f mm	h_2 mm	h_3 mm	l_3 mm	l_4 mm	kg
A2120-C5-20L-095-P	C5	20	26	30	85	10	32	37	95	95	1,6
A2120-C5-20R-095-P	C5	20	26	30	85	10	32	37	95	95	1,6
A2120-C6-20L-105-P	C6	20	32	30	85	10	32	37	105	105	2,4
A2120-C6-20R-105-P	C6	20	32	30	85	10	32	37	105	105	2,4
A2120-C6-25L-122-P	C6	25	38	32	100	13	32	46	122	122	2,9
A2120-C6-25R-122-P	C6	25	38	32	100	13	32	46	122	122	2,9

Important: Adaptors are designed for machines with an automatic tool changing system.
If the corner radius r = 2.5 mm or above, the corner area of the body must be reworked.
The maximum recommended coolant pressure is 80 bar (1160 psi)
Coolant outlet to the nozzle can be set by turning a valve to the left/right
Bodies and assembly parts are included in the scope of delivery

E1

Assembly parts

	Size	C5	C6	C8
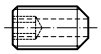	Screw	3214 020-512	3214 040-462	3214 020-512
	Cooling lubricant nozzle	FS1479	FS1478	FS1480

WALTER SELECT

●● Primary application ● Other application

Best tool for → Good = ☺ → Average = 😐 → Poor = ☹ machining conditions

☺ 😐 ☹ / ★ = New addition to the product range

www.isotool.se
Tel. 044 - 24 55 70

Radial adaptor

C.-ASHA / C.-ASH / A2121-C...-P mm



– ISO 26623
– For shank tools

Tool

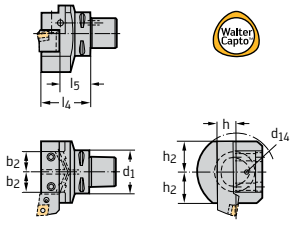

Walter Capto™ in acc. with ISO 26623

Designation	d_1 mm	b_2 mm	h_2 mm	d_{14} mm	f mm	h_1 mm	h_2 mm	l_4 mm	l_5 mm	kg
C6-ASHA-50071-32M	63			50	130			71	45	3,27
C8-ASHA-55085-32M	80		80	55	142			85	53	4,68

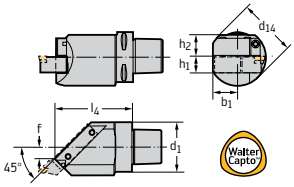

Walter Capto™ in acc. with ISO 26623

Designation	d_1 mm	b_2 mm	h_2 mm	d_{14} mm	f mm	h_1 mm	h_2 mm	l_4 mm	l_5 mm	kg
C8-ASHL45-50135-32	80	32			140	17		135	135	6,73
C8-ASHR45-50135-32	80	32		45	140	17		135	135	6,72

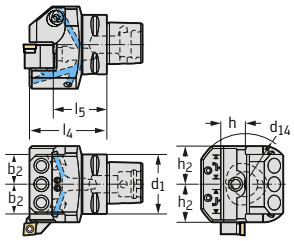

Walter Capto™ in acc. with ISO 26623

Designation	d_1 mm	b_2 mm	h_2 mm	d_{14} mm	f mm	h_1 mm	h_2 mm	l_4 mm	l_5 mm	kg
A2121-C5-20N-064-P	50	20	25	32	85			65	45	1,5
A2121-C6-25N-076-P	63	25	32	38	100			80	55	2,41

Important: Adaptors are designed for machines with an automatic tool changing system.
If the corner radius r = 2.5 mm or above, the corner area of the body must be reworked.
The maximum recommended coolant pressure is 80 bar (1160 psi)
Coolant outlet to the nozzle can be set by turning a valve to the left/right
Bodies and assembly parts are included in the scope of delivery

Assembly parts

	d_1 [mm]	50	63	80
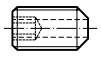	Screw		3214 040-462	3214 020-512
	Cooling lubricant nozzle		FS1478	FS1476

E1

WALTER SELECT

●● Primary application ● Other application
Best tool for ➔ Good = ☺ ➔ Average = 😐 ➔ Poor = ☹ machining conditions

New addition to the product range = ☺ 😐 ☹ / ★

www.isotool.se
Tel. 044 - 24 55 70

Walter Capto™ Adaptor – vibration damped

A3000-C / A3001-C mm

Accure·tec®

– For QuadFit exchangeable heads
– With preset vibration damping

Tool

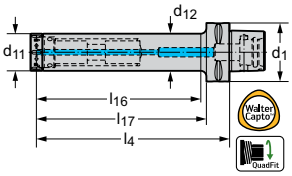

Walter Capto™ in acc. with ISO 26623

Designation	d_1	d_{11}	d_{12} mm	l_4 mm	l_{16} mm	l_{17} mm	kg
A3000-C4-Q25-130	Q25	25	C4		107	110	0,88
A3000-C4-Q25-180	Q25	25	C4		157	160	1
A3000-C5-Q25-130	Q25	25	C5		107	110	2,9
A3000-C5-Q25-180	Q25	25	C5		157	160	1,1
A3000-C5-Q25-230	Q25	25	C5		207	210	3,86
A3000-C6-Q25-130	Q25	25	C6		102	105	1,3
A3000-C6-Q25-180	Q25	25	C6		152	155	4,1
A3000-C6-Q25-230	Q25	25	C6		202	205	1,7
A3000-C4-Q32-160	Q32	32	C4		134	140	1,2
A3000-C4-Q32-224	Q32	32	C4		198	204	1,7
A3000-C5-Q32-160	Q32	32	C5		133	140	1,4
A3000-C5-Q32-224	Q32	32	C5		197	204	4,37
A3000-C5-Q32-288	Q32	32	C5		261	268	2,2
A3000-C6-Q32-160	Q32	32	C6		129	135	1,88
A3000-C6-Q32-224	Q32	32	C6		193	199	2,15
A3000-C6-Q32-288	Q32	32	C6		257	263	2,56
A3000-C8-Q32-224	Q32	32	C8		181	191	3,2
A3000-C8-Q32-288	Q32	32	C8		245	255	3,6
A3000-C5-Q40-208	Q40	40	C5		181	188	2,5
A3000-C5-Q40-288	Q40	40	C5		261	268	3,3
A3000-C6-Q40-208	Q40	40	C6		177	183	2,9
A3000-C6-Q40-288	Q40	40	C6		257	263	3,7
A3000-C6-Q40-368	Q40	40	C6		337	343	4,54
A3000-C8-Q40-288	Q40	40	C8		245	255	4,7
A3000-C8-Q40-368	Q40	40	C8		325	335	5,6
A3000-C6-Q50-268	Q50	50	C6		238	243	5
A3000-C6-Q50-368	Q50	50	C6		338	343	6,56
A3000-C6-Q50-468	Q50	50	C6		438	443	8,5
A3000-C8-Q50-268	Q50	50	C8		225	235	5,9
A3000-C8-Q50-368	Q50	50	C8		325	335	7,5
A3000-C8-Q50-468	Q50	50	C8		425	435	9,4

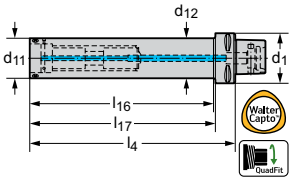

Walter Capto™ in acc. with ISO 26623

Designation	d_1	d_{11}	d_{12} mm	l_4 mm	l_{16} mm	l_{17} mm	kg
A3001-C6-QL60-301	QL60		C6	301	273	276	7,8
A3001-C6-QL60-421	QL60		C6	421	393	396	10,6
A3001-C8-QL60-301	QL60		C8	301	263	268	8,6
A3001-C8-QL60-421	QL60		C8	421	383	388	11,4
A3001-C8-QL60-541	QL60		C8	541	503	508	14
A3001-C8-QL80-421	QL80		C8	421	383	388	18,8
A3001-C8-QL80-581	QL80		C8	581	543	548	25,1

Refer to the Walter online catalogue for more product information: www.walter-tools.com
Bodies and assembly parts are included in the scope of delivery

E1

WALTER SELECT

●● Primary application ● Other application
Best tool for → Good = ☺ → Average = 😐 → Poor = ☹ machining conditions

☺ 😐 ☹ / ★ = New addition to the product range

www.isotool.se
Tel. 044 - 24 55 70

Assembly parts

	d_{11}	Q25	Q32	Q40	Q50	QL60	QL80
	Threaded plug					FS2609 (SW 4)	FS2610 (SW 5)
	Hook wrench Tightening torque	SD9000-Q25 25 Nm	SD9000-Q32 25 Nm	SD9000-Q40 35 Nm	SD9000-Q50 55 Nm		
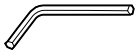	Allen key					ISO2936-4 (SW 4)	ISO2936-5 (SW 5)

Accessories

	d_{11}	Q25	Q32	Q40	Q50	QL60–QL80
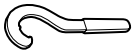	Torque wrench with hook	SD4000-Q25-25 (25)	SD4000-Q32-25 (Q32) 25 Nm	SD4000-Q40-35 (Q40) 35 Nm	SD4000-Q50-55 (Q50) 55 Nm	
	Hook for torque wrench	SD6000-Q25 (Q25)	SD6000-Q32 (Q32) 25 Nm	SD6000-Q40 (Q40) 35 Nm	SD6000-Q50 (Q50) 55 Nm	

E1

www.isotool.se
Tel. 044 - 24 55 70

Master VDI DIN 69880

AK135M mm

– Modular NCT adaptor
– DIN ISO 10889

Tool

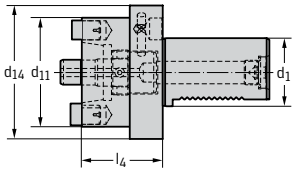

VDI DIN 69880

Designation	d_1	d_{11}	d_{14} mm	l_4 mm	kg
AK135M.5.40.060.N8	VDI40	NCT 80	83	60	2,77
AK135M.5.50.060.N8	VDI50	NCT 80	98	60	3,7
AK135M.5.60.060.N8	VDI60	NCT 80	123	60	5,62

For Walter Capto™ tightening torques, see „Assembly parts and accessories“

E1

WALTER SELECT

●● Primary application ● Other application
Best tool for ➔ Good = ☺ ➔ Average = 😐 ➔ Poor = ☹ machining conditions

☺ 😐 ☹ / ★ = New addition to the product range

www.isotool.se
Tel. 044 - 24 55 70

VDI adaptor – DIN 69880 shank tools

A2120-V...-P mm

– Precision cooling

Tool

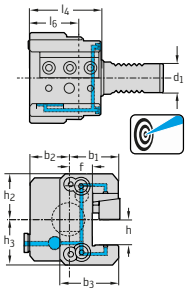

VDI DIN 69880

Designation	d_1	h mm	b_1 mm	b_2 mm	b_3 mm	f mm	l_4 mm	l_6 mm	h_2 mm	h_3 mm	kg
A2120-V25-20N-055-P	VDI25	20	39	30	20	19	55	35	35	35	1,5
A2120-V30-20N-070-P	VDI30	20	55,5	30	39,5	35,5	70	48	35	35	1,7
A2120-V40-25N-085-P	VDI40	25	50,5	42	45	25,5	85	45	44	44	3,5
A2120-V50-25N-100-P	VDI50	25	55,5	50	50	30,5	100	70	44	44	5,4

The maximum recommended coolant pressure is 80 bar (1160 psi)

E1

WALTER SELECT

●● Primary application ● Other application

Best tool for ➔ Good = ☺ ➔ Average = 😐 ➔ Poor = ☹ machining conditions

New addition to the product range = ☺ 😐 ☹ / ★

www.isotool.se
Tel. 044 - 24 55 70

VDI adaptor – DIN 69880 shank tools

A2121-V...-P mm

– Precision cooling

Tool

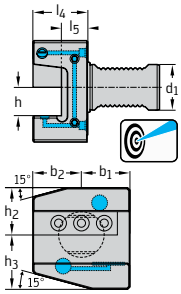

VDI DIN 69880

Designation	d_1 mm	h mm	b_1 mm	b_2 mm	h_2 mm	h_3 mm	l_4 mm	l_5 mm	kg
A2121-V30-20L-070-P	30	20	35	35	35	38	42	22	1,34
A2121-V30-20R-070-P	30	20	35	35	35	38	42	22	1,34
A2121-V40-25L-085-P	40	25	43	43	41	48	48	23	2,6
A2121-V40-25R-085-P	40	25	43	43	41	48	48	23	2,52
A2121-V50-25L-100-P	50	25	50	50	50	55	48	23	4,35
A2121-V50-25R-100-P	50	25	50	50	50	55	48	23	4,78

The maximum recommended coolant pressure is 80 bar (1160 psi)
Bodies and assembly parts are included in the scope of delivery

Assembly parts

	d_1 [mm]	30	40	50
	Screw 1	M06X025 ISO4762 12.9 (SW 5)	M08X025 ISO4762 12.9 (SW 6)	M08X025 ISO4762 12.9 (SW 6)
	Screw 2	M06X014 ISO4762 12.9 (SW 5)	M08X016 ISO4762 12.9 (SW 6)	M08X016 ISO4762 12.9 (SW 6)
	Screw 3	FS2278	FS2278	FS2278
	Wedge	FK392	FK393	FK393
	O-ring	O-RING 28,3X1,78 70/75	O-RING 37,77X2,62 70/75	O-RING 47,29X2,62 70/75

Accessories

	d_1 [mm]	30	40–50
	Keys	ISO2936-5 (SW 5)	ISO2936-6 (SW 6)

E1

WALTER SELECT

●● Primary application ● Other application

Best tool for → Good = ☺ → Average = 😐 → Poor = ☹ machining conditions

☺ 😐 ☹ / ★ = New addition to the product range

www.isotool.se
Tel. 044 - 24 55 70

VDI adaptor – DIN 69880 parting blades

A2110-V...-P mm

– Precision cooling

Assembly parts

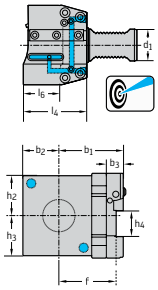

VDI DIN 69880

	d_1	d_1	h_4 mm	b_1 mm	b_2 mm	b_3 mm	l_4 mm	l_6 mm	h_2 mm	h_3 mm	kg
	Screw 1	VDI25	26	43	30	17	83	52	37	37	1,4
	Screw 2	VDI25	26	43	30	17	83	52	37	37	1,4
	Screw 3	VDI30	26	50	35	17	90	52	37	37	1,5
	Wedge	VDI30	26	50	35	17	90	52	37	37	1,7
	Coolant nozzle	VDI30	32	51	35	17	84	52	39	39	1,6
	Parallel pin	VDI30	32	51	35	17	84	52	39	39	1,7
	Eccentric pin	VDI40	32	76	42,5	20	80	46	50	50	3,1
	O-ring 1	VDI40	32	76	42,5	20	80	46	50	50	3

Der empfohlene maximale Kühlmitteldruck beträgt 80 bar (1160 psi)
Körper und Einbauteile sind im Lieferumfang enthalten

Tool

	Designation	d_1	h_4 mm	b_1 mm
	Schraube 1	M05X010 ISO14579 8.8 (T25)	M05X010 ISO14579 8.8 (T25)	M05X016 ISO14581 8.8 (T25)
	Schraube 2	M08X016 ISO4762 12.9 (SW 6)	M06X020 DIN7984 10.9 (SW 4)	M08X025 ISO4762 12.9 (SW 6)
	Schraube 3			FS2278
	Keil	FK383	FK383	FK384
	Kühlmitteldüse	FS1477	FS1477	FS1477
	Zylinderstift			08,0M6X020 ISO8735
	Exzenterstift	FS2275	FS2275	FS2275
	O-Ring 1	O-RING 23,52X1,78 70/75	O-RING 28,3X1,78 70/75	O-RING 37,77X2,62 70/75
The maximum recommended coolant pressure is 80 bar (1160 psi) Bodies and assembly parts are included in the scope of delivery	O-Ring 2	O-RING 24X2 70/80	O-RING 24X2 70/80	O-RING 27X2

E1

WALTER SELECT

●● Primary application ● Other application

Best tool for → Good = ☺ → Average = 😐 → Poor = ☹ machining conditions

New addition to the product range = ☺ 😐 ☹ / ★

www.isotool.se
Tel. 044 - 24 55 70

Assembly parts

	d_1	VDI25	VDI30	VDI40
	Screw 1	FS1592 (T25IP)		
	Screw 2	ISO2936-4 (SW 4)		
	Screw 3	ISO2936-5 (SW 5)		
	Wedge		ISO2936-6 (SW 6)	

E1

www.isotool.se
Tel. 044 - 24 55 70

VDI adaptor – DIN 69880 parting blades

A2111-V...-P mm

– Precision cooling

Tool

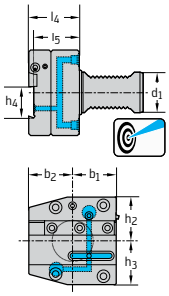

VDI DIN 69880

Designation	d_1	h_4 mm	b_1 mm	b_2 mm	l_4 mm	l_5 mm	h_2 mm	h_3 mm	kg
A2111-V30-26L-045-P	VDI30	26	35	35	50,5	45,5	33	33	2
A2111-V30-26R-045-P	VDI30	26	35	35	50,5	45,5	33	33	2
A2111-V30-32L-045-P	VDI30	32	42,5	42,5	50,5	45,5	43	43	2,9
A2111-V30-32R-045-P	VDI30	32	42,5	42,5	50,5	45,5	43	43	2,9
A2111-V40-32L-045-P	VDI40	32	42,5	42,5	50,5	45,5	43	43	3,1
A2111-V40-32R-045-P	VDI40	32	42,5	42,5	50,5	45,5	43	43	3,2

The maximum recommended coolant pressure is 80 bar (1160 psi)
Bodies and assembly parts are included in the scope of delivery

Assembly parts

	d_1	VDI30	VDI40
	Screw 1	M05X016 ISO14581 8.8 (T25)	M05X016 ISO14581 8.8 (T25)
	Screw 2	M06X025 ISO4762 12.9 (SW 5)	M08X025 ISO4762 12.9 (SW 6)
	Screw 3	M06X020 DIN7984 10.9 (SW 4)	
	Wedge	FK384	FK384
	Coolant nozzle	FS1477	FS1477
	Parallel pin	08,0M6X020 ISO8735	08,0M6X020 ISO8735
	Eccentric pin	FS2275	FS2275
	O-ring 1	O-RING 28,3X1,78 70/75	O-RING 28,3X1,78 70/75
	O-ring 2	O-RING 24X2 70/80	O-RING 27X2

Accessories

	h_4 [mm]	26	32
	Keys	FS1592 (T25IP)	
	ISO 2936-4 key	ISO2936-4 (SW 4)	
	ISO 2936-5 key	ISO2936-5 (SW 5)	
	ISO 2936-6 key		ISO2936-6 (SW 6)

E1

WALTER SELECT

●● Primary application ● Other application

Best tool for → Good = ☺ → Average = 😐 → Poor = ☹ machining conditions

New addition to the product range = ☺ 😐 ☹ / ★

www.isotool.se
Tel. 044 - 24 55 70

BMT adaptor – Parting blades

A2110-BT...-P mm

– Precision cooling

Tool

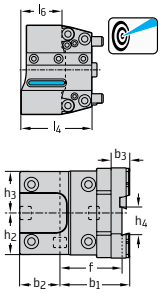

BMT

Designation	d_1	h_4 mm	b_1 mm	b_2 mm	b_3 mm	l_4 mm	l_6 mm	h_2 mm	h_3 mm	kg
A2110-BT45-26L-080-P	BT45A	26	69	40	20	80	41	42	42	2,1
A2110-BT45-26R-080-P	BT45A	26	69	40	20	80	41	42	42	2
A2110-BT55-32L-080-P	BT55A	32	73,5	44	20	80	46	50	50	2,2
A2110-BT55-32R-080-P	BT55A	32	73,5	44	20	80	45	50	50	2,1
A2110-BT65-32L-083-P	BT65A	32	79	47	20	83	45	50	50	3
A2110-BT65-32R-083-P	BT65A	32	79	47	20	83	45	50	50	2,7

The maximum recommended coolant pressure is 80 bar (1160 psi)
Bodies and assembly parts are included in the scope of delivery

Assembly parts

	d_1	BT45A	BT55A	BT65A
	Screw 1	M05X016 ISO14581 8.8 (T25)		M05X016 ISO14581 8.8 (T25)
	Screw 2	M06X022 ISO4762 12.9 (SW 5)		M06X022 ISO4762 12.9 (SW 5)
	Screw 3	M08X025 ISO4762 12.9 (SW 6)		M08X025 ISO4762 12.9 (SW 6)
	Screw 4	FS2287 (T25IP)		FS2287 (T25IP)
	Wedge	FK384		FK384
	Coolant nozzle	FS1477		FS1477
	Parallel pin	08,0M6X020 ISO8735		08,0M6X016 ISO8735
	Eccentric pin	FS2275		FS2275
	O-ring	O-RING 24X2 70/80		O-RING 27X2

Accessories

	d_1	BT45A–BT65A	BT55A
	Keys	FS1592 (T25IP)	
	ISO 2936-5 key	ISO2936-5 (SW 5)	
	ISO 2936-6 key	ISO2936-6 (SW 6)	

E1

WALTER SELECT

●● Primary application ● Other application

Best tool for → Good = ☺ → Average = 😐 → Poor = ☹ machining conditions

☺ 😐 ☹ / ★ = New addition to the product range

www.isotool.se
Tel. 044 - 24 55 70

Cylinder shaft adaptor – vibration damped

A3000 mm

Accure·tec®

– For QuadFit exchangeable heads
– With preset vibration damping

Tool

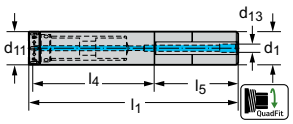

Parallel shank with clamping surface

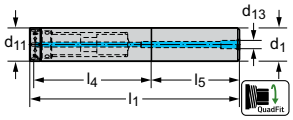

Cylindrical shank

Designation	d_1 mm	d_{11}	l_5 mm	l_1 mm	d_{13}	kg
A3000-25-Q25-130	25	Q25	100	234,5	G 1/4	1,1
A3000-32-Q32-160	32	Q32	128	293,4	G 1/4	1,8
A3000-32-Q32-224	32	Q32	128	357,4	G 1/4	2,2
A3000-40-Q40-208	40	Q40	160	374,4	G 1/4	3,8
A3000-40-Q40-288	40	Q40	160	454,4	G 1/4	4,6
A3000-50-Q50-268	50	Q50	200	475,4	G 1/4	7,5
A3000-50-Q50-368	50	Q50	200	575,4	G 1/4	9,1
A3000-25-Q25-180	25	Q25	100	284,5	G 1/4	1,1
A3000-25-Q25-230-CS	25	Q25	75	309,5	M8X1	1,7
A3000-32-Q32-288-CS	32	Q32	98	389,4	M8X1	2,7
A3000-40-Q40-368	40	Q40	160	534,4	G 1/4	5,5
A3000-50-Q50-468	50	Q50	200	675,4	G 1/4	11

A3000...-CS = Carbide reinforced version
Refer to the Walter online catalogue for more product information: www.walter-tools.com
Bodies and assembly parts are included in the scope of delivery

Assembly parts

	d_{11}	Q25	Q32	Q40	Q50
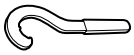	Hook wrench Tightening torque	SD9000-Q25 25 Nm	SD9000-Q32 25 Nm	SD9000-Q40 35 Nm	SD9000-Q50 55 Nm
	Coolant adaptor for CS variant	CN3001-M8-G1/4	CN3001-M8-G1/4		

Accessories

	d_{11}	Q25	Q32	Q40	Q50
	Torque wrench with hook	SD4000-Q25-25 (25)	SD4000-Q32-25 (Q32) 25 Nm	SD4000-Q40-35 (Q40) 35 Nm	SD4000-Q50-55 (Q50) 55 Nm
	Hook for torque wrench	SD6000-Q25 (Q25)	SD6000-Q32 (Q32) 25 Nm	SD6000-Q40 (Q40) 35 Nm	SD6000-Q50 (Q50) 55 Nm

E1

WALTER SELECT

●● Primary application ● Other application
Best tool for ➔ Good = ☺ ➔ Average = 😐 ➔ Poor = ☹ machining conditions

New addition to the product range = ☺ 😐 ☹ / ★

www.isotool.se
Tel. 044 - 24 55 70

Cylinder shaft adaptor – vibration damped

A3001 mm

Accure·tec®

– For A2201 intermediate adaptor with QuadFit interface
– With preset vibration damping

Tool

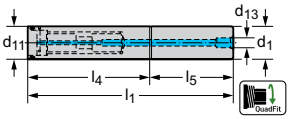

Cylindrical shank

Designation	d_1 mm	d_{11}	l_5 mm	l_1 mm	d_{13}	kg
A3001-60-QL60-301	60	QL60	240	541	G 3/4	12,5
A3001-60-QL60-541	60	QL60	240	781	G 3/4	18,1
A3001-80-QL80-421	80	QL80	320	741	G 3/4	30,2
A3001-80-QL80-741	80	QL80	320	1.061	G 3/4	43,4
A3001-100-QL100-939	100	QL100	500	1.439	G 3/4	84,7

Refer to the Walter online catalogue for more product information: www.walter-tools.com
Bodies and assembly parts are included in the scope of delivery

Assembly parts

	d_{11}	QL100	QL60	QL80
	Threaded plug	FS2611 (SW 6)	FS2609 (SW 4)	FS2610 (SW 5)
	Allen key	ISO2936-6 (SW 6)	ISO2936-4 (SW 4)	ISO2936-5 (SW 5)

E1

WALTER SELECT

●● Primary application ● Other application
Best tool for → Good = ☺ → Average = 😐 → Poor = ☹ machining conditions

☺ 😐 ☹ / ★ = New addition to the product range

www.isotool.se
Tel. 044 - 24 55 70

Cylinder shaft adaptor – vibration damped

A3000 inch

Accure·tec®

– For QuadFit exchangeable heads
– With preset vibration damping

Tool

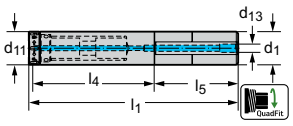

Parallel shank with clamping surface

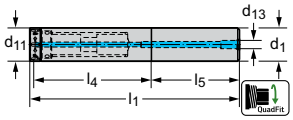

Parallel shank with clamping surface

Designation	d_1 inch	d_{11}	l_5 inch	l_1 inch	d_{13}	lbs
A3000.16-Q25-133	1,000	Q25	4,000	9,430	G 1/4	4,365
A3000.20-Q32-165	1,250	Q32	5,000	11,713	G 1/4	3,968
A3000.20-Q32-229	1,250	Q32	5,000	14,213	G 1/4	5,071
A3000.24-Q40-203	1,500	Q40	6,000	14,252	G 1/4	7,716
A3000.24-Q40-279	1,500	Q40	6,000	17,252	G 1/4	9,480
A3000.32-Q50-267	2,000	Q50	8,000	18,791	G 1/4	16,755
A3000.32-Q50-368	2,000	Q50	8,000	22,791	G 1/4	20,283
A3000.16-Q25-184	1,000	Q25	4,000	11,430	G 1/4	5,357
A3000.16-Q25-235-CS	1,000	Q25	3,000	12,430	M8X1	8,752
A3000.20-Q32-292-CS	1,250	Q32	3,750	15,463	M8X1	13,118
A3000.24-Q40-356	1,500	Q40	6,000	20,252	G 1/4	11,464
A3000.32-Q50-470	2,000	Q50	8,000	26,791	G 1/4	24,692

A3000...-CS = Carbide reinforced version
Refer to the Walter online catalogue for more product information: www.walter-tools.com
Bodies and assembly parts are included in the scope of delivery

Assembly parts

d_{11}	Q25	Q32	Q40	Q50
Hook wrench Tightening torque	SD9000-Q25 18,439 lbs	SD9000-Q32 18,439 lbs	SD9000-Q40 25,815 lbs	SD9000-Q50 40,566 lbs
Coolant adaptor for CS variant	CN3001-M8-G1/4	CN3001-M8-G1/4		

Accessories

d_{11}	Q25	Q32	Q40	Q50
Torque wrench with hook	SD4000-Q25-25 (25)	SD4000-Q32-25 (Q32) 18,439 lbs	SD4000-Q40-35 (Q40) 25,815 lbs	SD4000-Q50-55 (Q50) 40,566 lbs
Hook for torque wrench	SD6000-Q25 (Q25)	SD6000-Q32 (Q32) 18,439 lbs	SD6000-Q40 (Q40) 25,815 lbs	SD6000-Q50 (Q50) 40,566 lbs

E1

WALTER SELECT

●● Primary application ● Other application

Best tool for ➔ Good = ☺ ➔ Average = 😐 ➔ Poor = ☹ machining conditions

New addition to the product range = ☺ 😐 ☹ / ★

www.isotool.se
Tel. 044 - 24 55 70

Cylinder shaft adaptor – vibration damped

A3001 inch

Accure·tec®

– For A2201 intermediate adaptor with QuadFit interface
– With preset vibration damping

Tool

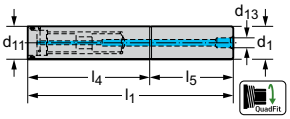

Cylindrical shank

Designation	d_1 inch	d_{11}	l_5 inch	l_1 inch	d_{13}	lbs
A3001.40-QL64-318	2,500	QL64	10,000	22,500	G 3/4	32,408
A3001.40-QL64-572	2,500	QL64	10,000	32,500	G 3/4	46,738
A3001.48-QL76-394	3,000	QL74	12,000	27,500	G 3/4	57,32
A3001.48-QL76-699	3,000	QL74	12,000	39,500	G 3/4	83,114
A3001.64-QL100-953	4,000	QL100	20,000	57,500	G 3/4	195,55

Refer to the Walter online catalogue for more product information: www.walter-tools.com
Bodies and assembly parts are included in the scope of delivery

Assembly parts

	d_{11}	QL100	QL64	QL74
	Threaded plug	FS2611 (SW 6)	FS2609 (SW 4)	FS2610 (SW 5)
	Allen key	ISO2936-6 (SW 6)	ISO2936-4 (SW 4)	ISO2936-5 (SW 5)

E1

WALTER SELECT

●● Primary application ● Other application
Best tool for → Good = ☺ → Average = 😐 → Poor = ☹ machining conditions

☺ 😐 ☹ / ★ = New addition to the product range

www.isotool.se
Tel. 044 - 24 55 70

Walter Capto™ Adaptor – vibration damped

A3000-C mm

Accure·tec®

– For QuadFit exchangeable heads
– With preset vibration damping

Tool

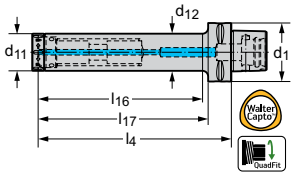

Walter Capto™ in acc. with ISO 26623

Designation	d_1	d_{11}	d_{12} mm	l_{16} mm	l_{17} mm	kg
A3000-C4-Q25-130	C4	Q25	25	107	110	0,9
A3000-C4-Q25-180	C4	Q25	25	157	160	1
A3000-C4-Q32-160	C4	Q32	32	134	140	1,2
A3000-C4-Q32-224	C4	Q32	32	198	204	1,7
A3000-C5-Q25-130	C5	Q25	25	107	110	2,9
A3000-C5-Q25-180	C5	Q25	25	157	160	1,1
A3000-C5-Q25-230	C5	Q25	25	207	210	3,9
A3000-C5-Q32-160	C5	Q32	32	133	140	1,4
A3000-C5-Q32-224	C5	Q32	32	197	204	4,4
A3000-C5-Q32-288	C5	Q32	32	261	268	2,2
A3000-C5-Q40-208	C5	Q40	40	181	188	2,5
A3000-C5-Q40-288	C5	Q40	40	261	268	3,3
A3000-C6-Q25-130	C6	Q25	25	102	105	1,3
A3000-C6-Q25-180	C6	Q25	25	152	155	4,1
A3000-C6-Q25-230	C6	Q25	25	202	205	1,7
A3000-C6-Q32-160	C6	Q32	32	129	135	1,9
A3000-C6-Q32-224	C6	Q32	32	193	199	2,1
A3000-C6-Q32-288	C6	Q32	32	257	263	2,6
A3000-C6-Q40-208	C6	Q40	40	177	183	2,9
A3000-C6-Q40-288	C6	Q40	40	257	263	3,7
A3000-C6-Q40-368	C6	Q40	40	337	343	4,5
A3000-C6-Q50-268	C6	Q50	50	238	243	5
A3000-C6-Q50-368	C6	Q50	50	338	343	6,6
A3000-C6-Q50-468	C6	Q50	50	438	443	8,5
A3000-C8-Q32-224	C8	Q32	32	181	191	3,2
A3000-C8-Q32-288	C8	Q32	32	245	255	3,6
A3000-C8-Q40-288	C8	Q40	40	245	255	4,7
A3000-C8-Q40-368	C8	Q40	40	325	335	5,6
A3000-C8-Q50-268	C8	Q50	50	225	235	5,9
A3000-C8-Q50-368	C8	Q50	50	325	335	7,5
A3000-C8-Q50-468	C8	Q50	50	425	435	9,4

Refer to the Walter online catalogue for more product information: www.walter-tools.com
Bodies and assembly parts are included in the scope of delivery

Assembly parts

	d_{11}	Q25	Q32	Q40	Q50
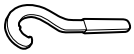	Hook wrench Tightening torque	SD9000-Q25 25 Nm	SD9000-Q32 25 Nm	SD9000-Q40 35 Nm	SD9000-Q50 55 Nm

Accessories

	d_{11}	Q25	Q32	Q40	Q50
	Torque wrench with hook	SD4000-Q25-25 (25)	SD4000-Q32-25 (Q32) 25 Nm	SD4000-Q40-35 (Q40) 35 Nm	SD4000-Q50-55 (Q50) 55 Nm
	Hook for torque wrench	SD6000-Q25 (Q25)	SD6000-Q32 (Q32) 25 Nm	SD6000-Q40 (Q40) 35 Nm	SD6000-Q50 (Q50) 55 Nm

WALTER SELECT

●● Primary application ● Other application

Best tool for → Good = ☺ → Average = 😐 → Poor = ☹ machining conditions

www.isotool.se
Tel. 044 - 24 55 70

Walter Capto™ Adaptor – vibration damped

A3001-C mm

Accure·tec®

– For A2201 intermediate adaptor with QuadFit interface
– With preset vibration damping

Tool

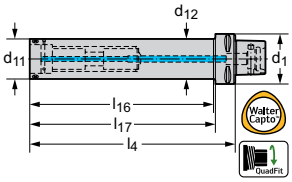

Walter Capto™ in acc. with ISO 26623

Designation	d_1	d_{12}	l_4 mm	l_{16} mm	l_{17} mm	kg
A3001-C6-QL60-301	QL60	C6	301	273	276	7,8
A3001-C6-QL60-421	QL60	C6	421	393	396	10,6
A3001-C8-QL60-301	QL60	C8	301	263	268	8,6
A3001-C8-QL60-421	QL60	C8	421	383	388	11,4
A3001-C8-QL60-541	QL60	C8	541	503	508	14
A3001-C8-QL80-421	QL80	C8	421	383	388	18,8
A3001-C8-QL80-581	QL80	C8	581	543	548	25,1

Bodies and assembly parts are included in the scope of delivery

Assembly parts

	d_1	QL60	QL80
	Threaded plug	FS2609 (SW 4)	FS2610 (SW 5)
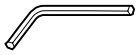	Allen key	ISO2936-4 (SW 4)	ISO2936-5 (SW 5)

E1

WALTER SELECT

●● Primary application ● Other application

Best tool for → Good = ☺ → Average = 😐 → Poor = ☹ machining conditions

☺ 😐 ☹ / ★ = New addition to the product range

www.isotool.se
Tel. 044 - 24 55 70

HSK-T adaptor – vibration damped

A3000-HSK-T mm

Accure·tec®

– For QuadFit exchangeable heads
– With preset vibration damping

Tool

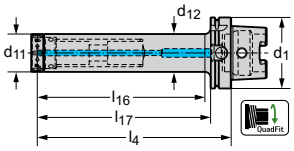

HSK DIN 69893-7

Designation	d_1 mm	d_{11}	d_{12} mm	l_{16} mm	l_{17} mm	kg
A3000-H63T-Q25-130	63	Q25	25	101	104	1,1
A3000-H63T-Q32-160	63	Q32	32	112	134	4,4
A3000-H63T-Q25-180	63	Q25	25	151	154	3,9
A3000-H63T-Q40-208	63	Q40	40	160	182	2,7
A3000-H63T-Q32-224	63	Q32	32	176	198	2
A3000-H63T-Q25-230	63	Q25	25	201	204	4,1
A3000-H63T-Q50-268	63	Q50	50	225	242	4,8
A3000-H63T-Q40-288	63	Q40	40	240	262	3,5
A3000-H63T-Q50-368	63	Q50	50	325	342	6,4
A3000-H100T-Q32-224	100	Q32	32	173	195	3,4
A3000-H100T-Q50-268	100	Q50	50	218	239	6,2
A3000-H100T-Q32-288	100	Q32	32	237	259	3,8
A3000-H100T-Q40-288	100	Q40	40	237	259	4,9
A3000-H100T-Q40-368	100	Q40	40	317	339	5,8
A3000-H100T-Q50-368	100	Q50	50	318	339	7,8
A3000-H100T-Q50-468	100	Q50	50	418	439	9,7

Refer to the Walter online catalogue for more product information: www.walter-tools.com
Bodies and assembly parts are included in the scope of delivery

Assembly parts

	d_{11}	Q25	Q32	Q40	Q50
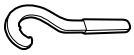	Hook wrench Tightening torque	SD9000-Q25 25 Nm	SD9000-Q32 25 Nm	SD9000-Q40 35 Nm	SD9000-Q50 55 Nm

Accessories

	d_{11}	Q25	Q32	Q40	Q50
	Torque wrench with hook	SD4000-Q25-25 (25)	SD4000-Q32-25 (Q32) 25 Nm	SD4000-Q40-35 (Q40) 35 Nm	SD4000-Q50-55 (Q50) 55 Nm
	Hook for torque wrench	SD6000-Q25 (Q25)	SD6000-Q32 (Q32) 25 Nm	SD6000-Q40 (Q40) 35 Nm	SD6000-Q50 (Q50) 55 Nm

E1

WALTER SELECT

●● Primary application ● Other application
Best tool for → Good = ☺ → Average = 😐 → Poor = ☹ machining conditions

New addition to the product range = ☺ 😐 ☹ / ★

www.isotool.se
Tel. 044 - 24 55 70

HSK-T adaptor – vibration damped

A3001-HSK-T mm

Accure·tec®

– For A2201 intermediate adaptor with QuadFit interface
– With preset vibration damping

Tool

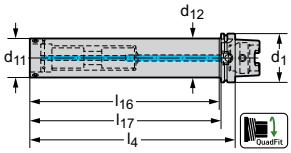

HSK DIN 69893-7

Designation	d_1	d_{12}	l_4 mm	l_{16} mm	l_{17} mm	kg
A3001-H100T-QL60-301	QL60	100	301	267	272	8,9
A3001-H100T-QL60-421	QL60	100	421	387	392	11,8
A3001-H100T-QL60-541	QL60	100	541	507	512	14,5
A3001-H100T-QL80-421	QL80	100	421	387	392	19,4
A3001-H100T-QL80-581	QL80	100	581	547	552	26,2

Bodies and assembly parts are included in the scope of delivery

Assembly parts

	d_1	QL60	QL80
	Threaded plug	FS2609 (SW 4)	FS2610 (SW 5)
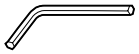	Allen key	ISO2936-4 (SW 4)	ISO2936-5 (SW 5)

E1

WALTER SELECT

●● Primary application ● Other application

Best tool for → Good = ☺ → Average = 😐 → Poor = ☹ machining conditions

☺ 😐 ☹ / ★ = New addition to the product range

www.isotool.se
Tel. 044 - 24 55 70

Cylindrical shank - QuadFit

A2100 mm

– For QuadFit exchangeable heads

Tool

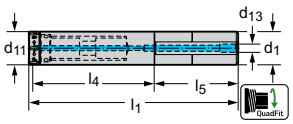

Parallel shank with clamping surface

Designation	d_1 mm	d_{11}	l_4 mm	l_5 mm	l_1 mm	d_{13}	kg
A2100-40-Q40-288	40	Q40	128	160	294,4	G 1/4	2,6
A2100-50-Q50-368	50	Q50	168	200	375,4	G 1/4	5,5
A2100-60-QL60-421	60	QL60	181	240	421	G 3/4	8,3

Bodies and assembly parts are included in the scope of delivery

Assembly parts

	d_{11}	Q40	Q50	QL60
	Threaded plug			FS2609 (SW 4)
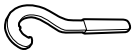	Hook wrench Tightening torque	SD9000-Q40 35 Nm	SD9000-Q50 55 Nm	
	Allen key			ISO2936-4 (SW 4)

E1

WALTER SELECT

●● Primary application ● Other application

Best tool for ➔ Good = ☺ ➔ Average = 😐 ➔ Poor = ☹ machining conditions

New addition to the product range = ☺ 😐 ☹ / ★

www.isotool.se
Tel. 044 - 24 55 70

Walter Capto™ adaptors

	HSK DIN 69893-1 A master	**DIN 69871 AD/B master**	**MAS-BT JIS B 6339 AD/B master**	**DIN 69871 AD/B master**
Designation	**AB584-HSK-MASTER**	**C.-390B.140**	**C.-390B.55 + C.-390B.58**	**C.-390B.540 + C.-390.540**
Machine-side	HSK DIN 69893-1 A	SK DIN 69871 AD/B	JIS B 6339 AD/B	SK DIN 69871 AD/B
Tool-side	C3 - C8	C3 - C8	C3 - C8	C3 - C8
Page in catalogue	**24**	**25**	**26**	**27**
QR code				
www.walter-tools.com/woc/	AB584-HSK-MASTER	C-390B-140	C-390B-55	C-390B-540

	MAS-BT JIS B 6339 AD/B master	**ASME B5.50 master**	**Extension**	**Reduction adaptor**
Designation	**C.-390B.555 + C.-390B.558**	**C.-A390B.45**	**C.-391.01**	**C.-391.02**
Machine-side	JIS B 6339 AD/B	ASME B 5.50	Walter Capto™ in acc. with ISO 26623	Walter Capto™ in acc. with ISO 26623
Tool-side	C3 - C8	C3 - C8	C3 - C8	C3 - C6
Page in catalogue	**28**	**29**	**30**	**31**
QR code				
www.walter-tools.com/woc/	C-390B-555	C-A390B-45	C-391-01	C-391-02

E2

www.isotool.se
Tel. 044 - 24 55 70

Walter Capto™ adaptors

	ER collet chucks	**Adaptor for drilling and reaming tools**	**Shell mill adaptor**	**Synchronous thread cutting adaptor**
Designation	**C.-391.14**	**C.-391.27**	**AK155.8.C**	**AB035-C**
Machine-side	Walter Capto™ in acc. with ISO 26623	Walter Capto™ in acc. with ISO 26623	Walter Capto™ in acc. with ISO 26623	Walter Capto™ in acc. with ISO 26623
Tool-side	ER20 - ER40	16 - 40	1 - 60	ER11 - ER40
Page in catalogue	**80**	**84**	**85**	**89**
QR code				
www.walter-tools.com/woc/	C-391-14	C-391-27	AK155-8-C	AB035-C

	Walter Capto™ adaptor – vibration damped	**Walter Capto™ hydraulic expansion chuck ISO 26623-1**	**Weldon shank adaptor**
Designation	**AC001-C**	**AB016-C**	**C.-391.20**
Machine-side	Walter Capto™ in acc. with ISO 26623	Walter Capto™ in acc. with ISO 26623	Walter Capto™ in acc. with ISO 26623
Tool-side	16 - 40	12 - 20	1 - 1 1/4
Page in catalogue	**90**	**87**	**82**
QR code			
www.walter-tools.com/woc/	AC001-C	AB016	C-391-20

E2

www.isotool.se
Tel. 044 - 24 55 70

Walter NCT adaptors

	DIN 2080 master	**DIN 69871-1 AD master**	**ANSI ASME B5.50 master**	**ANSI ASME B5.50 Master**
Designation	**A100M.1**	**A100M.2**	**A100M.3**	**A100M.U3**
Machine-side	SK DIN 2080 / ISO 2583	SK DIN 69871	ASME B 5.50	ASME B 5.50
Tool-side	50 - 80	25 - 80	63 - 80	25 - 80
Page in catalogue	**91**	**92**	**93**	**94**
QR code				
www.walter-tools.com/woc/	A100M-1	A100M-2	A100M-3	A100M-U3

	MAS-BT JIS B 6339 master	**DIN 69871-1 AD/B master**	**DIN 69893-1 A master**	**Walter Capto™ master**
Designation	**A100M.4**	**AK200M.2**	**A100M...HSK**	**A100M.8**
Machine-side	JIS B 6339	SK DIN 69871 AD/B	HSK DIN 69893-1 A	Walter Capto™ in acc. with ISO 26623
Tool-side	25 - 80	40 - 80	25 - 80	25 - 80
Page in catalogue	**95**	**96**	**97**	**98**
QR code				
www.walter-tools.com/woc/	A100M-4	AK200M-2	A100M-HSK	A100M-8

E2

www.isotool.se
Tel. 044 - 24 55 70

Walter NCT adaptors

	Extension adaptor	**Reduction adaptor**	**DIN 1835 B milling cutter extension**	**Combination adaptor**
Designation	**A101M**	**A102M**	**A175**	**A150M**
Machine-side	Modular NCT adaptor	Modular NCT adaptor	DIN 1835 B	Modular NCT adaptor
Tool-side	25 - 80	25 - 63	5 - 4 (5/32)	16 - 60
Page in catalogue	**99**	**100**	**101**	**102**
QR code				
www.walter-tools.com/woc/	A101M	A102M	A175	A150M

	Shell mill adaptor	**Shell mill adaptor**	**Shell mill adaptor**	**Weldon shank adaptor**
Designation	**A155M**	**AK155M**	**AK155M.U0**	**A170M**
Machine-side	Modular NCT adaptor	Modular NCT adaptor	Modular NCT adaptor	Modular NCT adaptor
Tool-side	22 - 60	16 - 40	3/4 - 1 1/2	10 - 40
Page in catalogue	**103**	**104**	**105**	**106**
QR code				
www.walter-tools.com/woc/	A155M	AK155M	AK155M-U0	A170M

E2

www.isotool.se
Tel. 044 - 24 55 70

Walter NCT adaptors

	Adaptor for eccentric sleeve	**Small drill chuck**	**ER collet chucks**	**DIN 1835 B ER collet chuck**
Designation	**A170M...Ex**	**A201M**	**AK300M**	**A305**
Machine-side	Modular NCT adaptor	Modular NCT adaptor	Modular NCT adaptor	DIN 1835 B
Tool-side	32 - 50	1 - 13	ER16 - ER40	ER11 - ER16
Page in catalogue	**107**	**108**	**109**	**111**
QR code				
www.walter-tools.com/woc/	A170M-EX	A201M	AK300M	A305

	Tap quick-change chuck	**Synchronous thread cutting adaptor**
Designation	**A320M**	**AB035-N**
Machine-side	Modular NCT adaptor	Modular NCT adaptor
Tool-side	1 - 5	ER20 - ER25
Page in catalogue	**112**	**113**
QR code		
www.walter-tools.com/woc/	A320M	AB035-N

E2

www.isotool.se
Tel. 044 - 24 55 70

ScrewFit adaptors for front pieces

	Reduction adaptor	**Reduction adaptor**	**DIN 1835 A adaptor**	**DIN 1835 A adaptor**
Designation	**AK521**	**AK522**	**AK510**	**A510**
Machine-side	ScrewFit	Cylindrical modular	Cylindrical shank	Cylindrical shank
Tool-side	T09 - T36	T14 - T28	T09 - T45	T09 - T28
Page in catalogue	**114**	**114**	**116**	**116**
QR code				
www.walter-tools.com/woc/	AK521	AK522	AK510	A510

	DIN 1835 A adaptor	**NCT adaptor**	**DIN 69893-1 A adaptor**	**DIN 69893-1 A adaptor**
Designation	**AK512**	**AK520**	**AK530**	**AK531**
Machine-side	Cylindrical shank	Modular NCT adaptor	HSK DIN 69893-1 A	HSK DIN 69893-1 A
Tool-side	T14 - T28	T18 - T45	T14 - T45	T18 - T45
Page in catalogue	**117**	**119**	**120**	**122**
QR code				
www.walter-tools.com/woc/	AK512	AK520	AK530	AK531

E2

www.isotool.se
Tel. 044 - 24 55 70

ScrewFit adaptors for front pieces

	DIN 69871 AD/B adaptor	**DIN 69871 AD/B adaptor**	**Walter Capto™ adaptor**	**ER collet chucks**
Designation	**AK540**	**AK541**	**AK580.C**	**AK300.T**
Machine-side	SK DIN 69871 AD/B	SK DIN 69871 AD/B	Walter Capto™ in acc. with ISO 26623	ScrewFit
Tool-side	T09 - T45	T18 - T45	T14 - T45	ER11 - ER25
Page in catalogue	**123**	**127**	**132**	**133**
QR code				
www.walter-tools.com/woc/	AK540	AK541	AK580-C	AK300-T

	Walter Capto™ adaptor – vibration damped	**HSK adaptor – vibration-damped**	**SK adaptor – vibration-damped**	**MAS-BT adaptor – vibration-damped**
Designation	**AC060-C**	**AC060-H**	**AC060-S**	**AC060-J**
Machine-side	Walter Capto™ in acc. with ISO 26623	HSK DIN 69893-1 A	SK DIN 69871 AD/B	JIS B 6339 AD/B
Tool-side	T18 - T28	T18 - T28	T18 - T28	T18 - T28
Page in catalogue	**134**	**135**	**136**	**137**
QR code				
www.walter-tools.com/woc/	AC060-C	AC060-H	AC060-S	AC060-J

E2

www.isotool.se
Tel. 044 - 24 55 70

ScrewFit adaptors for front pieces

ER collet chucks

Designation	**AK300.T-IK**
Machine-side	ScrewFit
Tool-side	ER16 - ER25
Page in catalogue	**133**
QR code	

www.walter-tools.com/woc/

E2

www.isotool.se
Tel. 044 - 24 55 70

ConeFit adaptors for milling cutter heads

	DIN 6535 HA adaptor	**Walter Capto™ adaptor**	**DIN 69893-1 A Adaptor**
Designation	**AK610**	**AK681**	**AB371-H**
Machine-side	Cylindrical shank	Walter Capto™ in acc. with ISO 26623	HSK DIN 69893-1 A
Tool-side	E10 - E25	E10 - E25	E10 - E25
Page in catalogue	**138**	**143**	**142**
QR code			
www.walter-tools.com/woc/	AK610	AK681	AB371

E2

www.isotool.se
Tel. 044 - 24 55 70

Adaptors, one-piece – HSK, SK, MAS-BT, CAT-V

	HSK adaptor – Vibration-damped	**DIN 69893-1 A shrink-fit adaptor**	**DIN 69893-1 A slim hydraulic expansion chuck**	**Synchronous thread cutting adaptor**
Designation	**AC001-H**	**A560.H**	**AB019-H**	**AB035-H**
Machine-side	HSK DIN 69893-1 A	HSK DIN 69893-1 A	HSK DIN 69893-1 A	HSK DIN 69893-1 A
Tool-side	16 - 40	5 - 25	6 - 20	ER20 - ER40
Page in catalogue	**146**	**149**	**152**	**157**
QR code				
www.walter-tools.com/woc/	AC001-H	A560-H	AB019-H	AB035-H

	Synchronous thread cutting adaptor	**SK adaptor – Vibration-damped**	**MAS-BT adaptor – Vibration-damped**	**ASME B5.50 shell end milling cutter arbor**
Designation	**AB035-W**	**AC001-S**	**AC001-J**	**AB001.K**
Machine-side	DIN 6535 HE, turned 180° DIN 6535 HB	SK DIN 69871 AD/B	JIS B 6339 AD/B	ASME B 5.50
Tool-side	ER11 - ER25	16 - 40	16 - 40	1 - 2 1/2
Page in catalogue	**158**	**161**	**163**	**164**
QR code				
www.walter-tools.com/woc/	AB035-W	AC001-S	AC001-J	AB001-K

E2

www.isotool.se
Tel. 044 - 24 55 70

Adaptors, one-piece – HSK, SK, MAS-BT, CAT-V

	CAT-V adaptor – Vibration-damped	ASME B5.50 Weldon shank adaptor	ASME B5.50 ER collet chuck	Synchronous thread cutting adaptor
Designation	**AC001.K**	**AB044.K**	**AB009.K**	**AB035-S**
Machine-side	ASME B 5.50	ASME B 5.50	ASME B 5.50	SK DIN 69871
Tool-side	1 - 1 1/2	1 - 1 1/4	ER16 - ER40	ER20 - ER40
Page in catalogue	**165**	**171**	**186**	**187**
QR code				
www.walter-tools.com/woc/	AC001-K	AB044-K	AB009-K	AB035-S

	Synchronous thread cutting adaptor	DIN 69893-1 A shell mill arbor	MAS-BT JIS B 6339 shell mill arbor	DIN 69871 AD/B shell mill arbor
Designation	**AB035-J**	**AB001-H**	**AB001-J**	**AB001-S**
Machine-side	JIS B 6339	HSK DIN 69893-1 A	JIS B 6339 AD/B	SK DIN 69871 AD/B
Tool-side	ER11 - ER40	16 - 60	16 - 40S	16 - 60
Page in catalogue	**188**	**144**	**162**	**159**
QR code				
www.walter-tools.com/woc/	AB035-J	AB001-H	AB001-J	AB001-S

E2

www.isotool.se
Tel. 044 - 24 55 70

Adaptors, one-piece – HSK, SK, MAS-BT, CAT-V

	DIN 69893-1 A ER collet chuck with internal cooling	MAS-BT JIS B 6339 ER collet chuck with internal cooling	DIN 69871 AD/B ER collet chuck with internal cooling	DIN 69893-1 A hydraulic expansion chuck
Designation	**AB009-H**	**AB009-J**	**AB009-S**	**AB016-H**
Machine-side	HSK DIN 69893-1 A	JIS B 6339 AD/B	SK DIN 69871 AD/B	HSK DIN 69893-1 A
Tool-side	ER11 - ER40	ER16 - ER40	ER16 - ER40	12 - 32
Page in catalogue	**153**	**182**	**178**	**150**
QR code				
www.walter-tools.com/woc/	AB009-H	AB009-J	AB009-S	AB016

	MAS-BT JIS B 6339 hydraulic expansion chuck	DIN 69871 AD/B hydraulic expansion chuck	ASME B5.50 hydraulic expansion chuck	DIN 69893-1 A Weldon adaptor
Designation	**AB016-J**	**AB016-S**	**AB016.K**	**AB044-H**
Machine-side	JIS B 6339	SK DIN 69871 AD/B	ASME B 5.50	HSK DIN 69893-1 A
Tool-side	12 - 32	12 - 32	20 - 32	6 - 40
Page in catalogue	**174**	**172**	**176**	**147**
QR code				
www.walter-tools.com/woc/	AB016	AB016	AB016	AB044-H

E2

www.isotool.se
Tel. 044 - 24 55 70

Adaptors, one-piece – HSK, SK, MAS-BT, CAT-V

	MAS-BT JIS B 6339 Weldon adaptor	**DIN 69871 AD/B Weldon adaptor**
Designation	**AB044-J**	**AB044-S**
Machine-side	JIS B 6339 AD/B	SK DIN 69871 AD/B
Tool-side	6 - 40	6 - 40
Page in catalogue	**169**	**167**
QR code		
www.walter-tools.com/woc/	AB044-J	AB044-S

E2

www.isotool.se
Tel. 044 - 24 55 70

Accure·tec® vibration-damped mill-cutt adaptors

	Walter Capto™ adaptor – vibration damped	**HSK adaptor – Vibration-damped**	**SK adaptor – Vibration-damped**	**MAS-BT adaptor – Vibration-damped**
Designation	**AC001-C**	**AC001-H**	**AC001-S**	**AC001-J**
Machine-side	Walter Capto™ in acc. with ISO 26623	HSK DIN 69893-1 A	SK DIN 69871 AD/B	JIS B 6339 AD/B
Tool-side	16 - 40	16 - 40	16 - 40	16 - 40
Page in catalogue	**90**	**146**	**161**	**163**
QR code				
www.walter-tools.com/woc/	AC001-C	AC001-H	AC001-S	AC001-J

	CAT-V adaptor – Vibration-damped	**Walter Capto™ adaptor – vibration damped**	**HSK adaptor – vibration-damped**	**SK adaptor – vibration-damped**
Designation	**AC001.K**	**AC060-C**	**AC060-H**	**AC060-S**
Machine-side	ASME B 5.50	Walter Capto™ in acc. with ISO 26623	HSK DIN 69893-1 A	SK DIN 69871 AD/B
Tool-side	1 - 1 1/2	T18 - T28	T18 - T28	T18 - T28
Page in catalogue	**165**	**134**	**135**	**136**
QR code				
www.walter-tools.com/woc/	AC001-K	AC060-C	AC060-H	AC060-S

E2

www.isotool.se
Tel. 044 - 24 55 70

Accure·tec® vibration-damped mill-cutt adaptors

MAS-BT adaptor – vibration-damped

Designation	**AC060-J**
Machine-side	JIS B 6339 AD/B
Tool-side	T18 - T28
Page in catalogue	**137**
QR code	
www.walter-tools.com/woc/	AC060-J

E2

www.isotool.se
Tel. 044 - 24 55 70

Modular holders for milling heads

	Modular holders for milling heads	Modular holders for milling heads
Designation	**AA191**	**AB191**
Machine-side	DIN 1835 A	DIN 1835 A
Tool-side	05 - 08	05 - 14
Page in catalogue	**199**	**199**
QR code		
www.walter-tools.com/woc/	AA191	AB191

E2

www.isotool.se
Tel. 044 - 24 55 70

Rotating adaptors

	DIN 69893-1 A shrink-fit adaptor	MAS-BT JIS B 6339 shrink-fit adaptor	DIN 69871 AD/B shrink-fit adaptor
Designation	**AB025-H**	**AB025-J**	**AB025-S**
Machine-side	HSK DIN 69893-1 A	JIS B 6339 AD/B	SK DIN 69871 AD/B
Tool-side	3 - 4 (5/32)	3 - 4 (5/32)	3 - 4 (5/32)
Page in catalogue	**205**	**210**	**208**
QR code			
www.walter-tools.com/woc/	AB025-H	AB025-J	AB025-S

E2

www.isotool.se
Tel. 044 - 24 55 70

Rotating adaptors

	DIN 69893-1 A hydraulic expansion chuck	MAS-BT JIS B 6339 hydraulic expansion chuck	DIN 69871 AD/B hydraulic expansion chuck	ASME B5.50 hydraulic expansion chuck
Designation	**AB017-H**	**AB017-J**	**AB017-S**	**AB017.K**
Machine-side	HSK DIN 69893-1 A	JIS B 6339 AD/B	SK DIN 69871 AD/B	ASME B 5.50
Tool-side	6 - 32	6 - 32	6 - 32	6 - 32
Page in catalogue	**212**	**214**	**213**	**215**
QR code				
www.walter-tools.com/woc/	AB017-H	AB017-J	AB017-S	AB017-K

	ASME B5.50 hydraulic expansion chuck
Designation	**AB017.K-Inch**
Machine-side	ASME B 5.50
Tool-side	1/2 - 1 1/4
Page in catalogue	**215**
QR code	
www.walter-tools.com/woc/	AB017

E2

www.isotool.se
Tel. 044 - 24 55 70

HSK DIN 69893-1 A master

AB584-HSK-MASTER mm

Tool

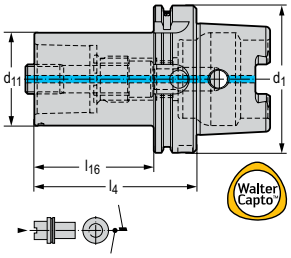

HSK DIN 69893-1 A

Designation	d_1	d_{11}	l_4 mm	l_{16} mm	kg
HA06-C3-032-075	HSK-A63	C3	75	49	0,94
HA06-C4-040-080	HSK-A63	C4	80	54	0,94
HA06-C5-050-090	HSK-A63	C5	90	64	1,45
HA10-C3-032-080	HSK-A100	C3	80	51	2,29
HA10-C4-040-090	HSK-A100	C4	90	61	2,49
HA10-C5-050-100	HSK-A100	C5	100	71	2,87
HA10-C6-063-110	HSK-A100	C6	110	81	3,58
HA10-C8-080-120	HSK-A100	C8	120	91	4,82

Accessories

	d_1	HSK-A100	HSK-A63
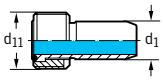	Coolant transfer	FS1065	FS1064
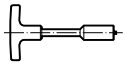	Keys	FS953	FS952

E2

WALTER SELECT

●● Primary application ● Other application

Best tool for ➔ Good = ☺ ➔ Average = 😐 ➔ Poor = ☹ machining conditions

New addition to the product range = ☺ 😐 ☹ / ★

www.isotool.se
Tel. 044 - 24 55 70

DIN 69871 AD/B master

C.-390B.140 mm

– ISO 7388-1

Tool

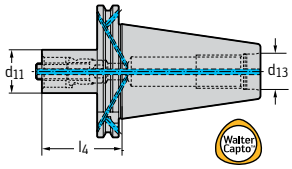

SK DIN 69871 AD/B

Designation	d_1	d_{11}	l_4 mm	d_{13}	kg
C3-390B.140-40 030	SK40	C3	30	M16	0,86
C3-390B.140-40 060	SK40	C3	60	M16	1,03
C4-390B.140-40 030	SK40	C4	30	M16	0,87
C4-390B.140-40 060	SK40	C4	60	M16	1,12
C5-390B.140-40 040	SK40	C5	40	M16	0,95
C5-390B.140-40 080	SK40	C5	80	M16	1,52
C6-390B.140-40 085	SK40	C6	85	M16	1,84
C3-390B.140-50 030	SK50	C3	30	M24	2,69
C3-390B.140-50 060	SK50	C3	60	M24	2,82
C4-390B.140-50 030	SK50	C4	30	M24	2,7
C4-390B.140-50 060	SK50	C4	60	M24	2,86
C5-390B.140-50 030	SK50	C5	30	M24	2,54
C5-390B.140-50 070	SK50	C5	70	M24	3,17
C6-390B.140-50 030	SK50	C6	30	M24	2,46
C6-390B.140-50 080	SK50	C6	80	M24	3,56
C8-390B.140-50 070	SK50	C8	70	M24	3,79
C8-390B.140-50 120	SK50	C8	120	M24	5,7

For pull studs for steep tapers, see „Assembly parts and accessories/Steel taper pull studs“
For Walter Capto™ tightening torques, see „Assembly parts and accessories“

E2

WALTER SELECT

●● Primary application ● Other application
Best tool for → Good = ☺ → Average = 😐 → Poor = ☹ machining conditions

☺ 😐 ☹ / ★ = New addition to the product range

www.isotool.se
Tel. 044 - 24 55 70

MAS-BT JIS B 6339 AD/B master
C.-390B.55 + C.-390B.58 mm

– ISO 7388-2

Tool

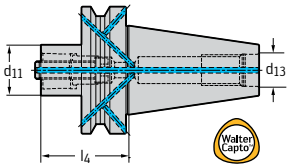

JIS B 6339 AD/B

Designation	d_1	d_{11}	l_4 mm	d_{13}	kg
C3-390B.55-40 030	BT40	C3	30	M16	0,98
C3-390B.55-40 060	BT40	C3	60	M16	1,13
C4-390B.55-40 030	BT40	C4	30	M16	0,9
C4-390B.55-40 060	BT40	C4	60	M16	1,2
C5-390B.55-40 050	BT40	C5	50	M16	1,13
C5-390B.55-40 090	BT40	C5	90	M16	1,73
C6-390B.55-40 075	BT40	C6	75	M16	1,67
C3-390B.58-50 040	BT50	C3	40	M24	3,65
C3-390B.58-50 070	BT50	C3	70	M24	3,73
C4-390B.58-50 040	BT50	C4	40	M24	3,61
C4-390B.58-50 070	BT50	C4	70	M24	3,83
C5-390B.58-50 040	BT50	C5	40	M24	3,52
C5-390B.58-50 080	BT50	C5	80	M24	4,04
C6-390B.58-50 050	BT50	C6	50	M24	3,46
C6-390B.58-50 100	BT50	C6	100	M24	4,73
C8-390B.58-50 070	BT50	C8	70	M24	3,97
C8-390B.58-50 120	BT50	C8	120	M24	5,98

For pull studs for steep tapers, see „Assembly parts and accessories/Steel taper pull studs“
For Walter Capto™ tightening torques, see „Assembly parts and accessories“

E2

WALTER SELECT

●● Primary application ● Other application

Best tool for ➔ Good = ☺ ➔ Average = 😐 ➔ Poor = ☹ machining conditions

New addition to the product range = ☺ 😐 ☹ / ★

www.isotool.se
Tel. 044 - 24 55 70

DIN 69871 AD/B master
C.-390B.540 + C.-390.540 mm

– BIG-PLUS SYSTEM – BIG DAISHOWA licence
– ISO 7388-1

Tool

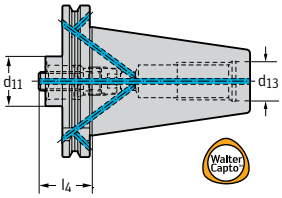

SK DIN 69871 AD/B

Designation	d_1	d_{11}	l_4 mm	d_{13}	kg
C4-390B.540-40 040	SK40	C4	40	M16	0,93
C5-390B.540-40 050	SK40	C5	50	M16	1,1
C6-390B.540-40 085	SK40	C6	85	M16	1,82
C3-390.540-50 030A	SK50	C3	30	M24	2,75
C4-390.540-50 030A	SK50	C4	30	M24	2,74
C5-390.540-50 030A	SK50	C5	30	M24	2,7
C6-390.540-50 050A	SK50	C6	50	M24	2,93
C8-390.540-50 070A	SK50	C8	70	M24	3,85

For pull studs for steep tapers, see „Assembly parts and accessories/Steel taper pull studs“
For Walter Capto™ tightening torques, see „Assembly parts and accessories“

E2

WALTER SELECT

●● Primary application ● Other application
Best tool for ➔ Good = ☺ ➔ Average = 😐 ➔ Poor = ☹ machining conditions

☺ 😐 ☹ / ★ = New addition to the product range

www.isotool.se
Tel. 044 - 24 55 70

MAS-BT JIS B 6339 AD/B master
C.-390B.555 + C.-390B.558 mm

– BIG-PLUS SYSTEM – BIG DAISHOWA licence
– ISO 7388-2

Tool

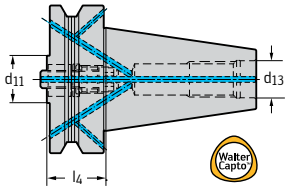

JIS B 6339 AD/B

Designation	d_1	d_{11}	l_4 mm	d_{13}	kg
C3-390B.555-40 030	BT40	C3	30	M16	0,94
C4-390B.555-40 040	BT40	C4	40	M16	0,99
C5-390B.555-40 050	BT40	C5	50	M16	1,12
C6-390B.555-40 075	BT40	C6	75	M16	1,72
C3-390B.558-50 040	BT50	C3	40	M24	3,6
C4-390B.558-50 040	BT50	C4	40	M24	3,6
C5-390B.558-50 040	BT50	C5	40	M24	3,45
C6-390B.558-50 050	BT50	C6	50	M24	3,6
C8-390B.558-50 070	BT50	C8	70	M24	4,12

For pull studs for steep tapers, see „Assembly parts and accessories/Steel taper pull studs“
For Walter Capto™ tightening torques, see „Assembly parts and accessories“

E2

WALTER SELECT

●● Primary application ● Other application
Best tool for ➔ Good = ☺ ➔ Average = 😐 ➔ Poor = ☹ machining conditions

New addition to the product range = ☺ 😐 ☹ / ★

www.isotool.se
Tel. 044 - 24 55 70

ASME B5.50 master

C.-A390B.45 mm

Tool

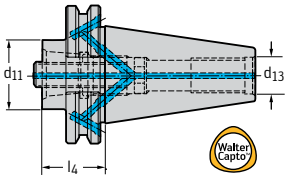

ASME B 5.50

Designation	d_1	d_{11}	l_4 mm	d_{13}	kg
C3-A390B.45-40 030	CAT40	C3	30	5/8"-11	0,83
C3-A390B.45-40 060	CAT40	C3	60	5/8"-11	1
C4-A390B.45-40 030	CAT40	C4	30	5/8"-11	0,83
C4-A390B.45-40 060	CAT40	C4	60	5/8"-11	1,1
C5-A390B.45-40 040	CAT40	C5	40	5/8"-11	0,93
C5-A390B.45-40 080	CAT40	C5	80	5/8"-11	1,5
C6-A390B.45-40 085	CAT40	C6	85	5/8"-11	1,97
C3-A390B.45-50 030	CAT50	C3	30	1"-8	2,68
C3-A390B.45-50 060	CAT50	C3	60	1"-8	2,76
C4-A390B.45-50 030	CAT50	C4	30	1"-8	2,62
C4-A390B.45-50 060	CAT50	C4	60	1"-8	2,9
C5-A390B.45-50 030	CAT50	C5	30	1"-8	2,68
C5-A390B.45-50 070	CAT50	C5	70	1"-8	3,07
C6-A390B.45-50 030	CAT50	C6	30	1"-8	2,56
C6-A390B.45-50 080	CAT50	C6	80	1"-8	3,56
C8-A390B.45-50 070	CAT50	C8	70	1"-8	3,81
C8-A390B.45-50 120	CAT50	C8	120	1"-8	5,68

For pull studs for steep tapers, see „Assembly parts and accessories/Steel taper pull studs"
For Walter Capto™ tightening torques, see „Assembly parts and accessories"

E2

WALTER SELECT

●● Primary application ● Other application

Best tool for → Good = ☺ → Average = 😐 → Poor = ☹ machining conditions

☺ 😐 ☹ / ★ = New addition to the product range

www.isotool.se
Tel. 044 - 24 55 70

Extension

C.-391.01 mm

– ISO 26623

Tool

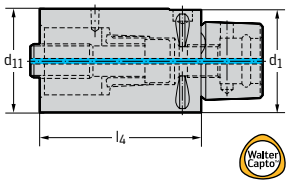

Walter Capto™ in acc. with ISO 26623

Designation	d_1	d_{11}	l_4 mm	kg
C3-391.01-32 060A	C3	C3	60	0,36
C3-391.01-32 080A	C3	C3	80	0,47
C4-391.01-40 060A	C4	C4	60	0,56
C4-391.01-40 080A	C4	C4	80	0,71
C5-391.01-50 080A	C5	C5	80	1,14
C5-391.01-50 100A	C5	C5	100	1,45
C6-391.01-63 100A	C6	C6	100	2,27
C6-391.01-63 140A	C6	C6	140	3,16
C8-391.01-80 100A	C8	C8	100	3,71
C8-391.01-80 125A	C8	C8	125	4,64

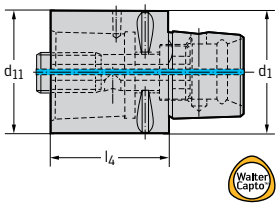

Walter Capto™ in acc. with ISO 26623

C3-391.01-32 035	C3	C3	35	0,22
C4-391.01-40 040	C4	C4	40	0,39
C5-391.01-50 050	C5	C5	50	0,73
C6-391.01-63 060	C6	C6	60	1,31
C8-391.01-80 065	C8	C8	65	2,31

*Short version only for bushing clamp
For Walter Capto™ tightening torques, see „Assembly parts and accessories“

E2

WALTER SELECT

●● Primary application ● Other application
Best tool for ➔ Good = ☺ ➔ Average = 😐 ➔ Poor = ☹ machining conditions

New addition to the product range = ☺ 😐 ☹ / ★

www.isotool.se
Tel. 044 - 24 55 70

Reduction adaptor

C.-391.02 mm

– ISO 26623

Tool

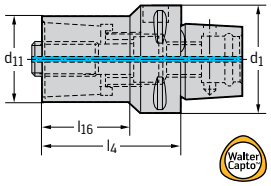

Walter Capto™ in acc. with ISO 26623

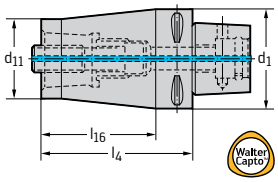

Walter Capto™ in acc. with ISO 26623

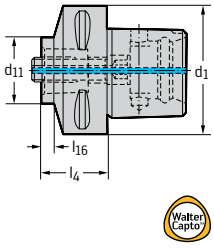

Walter Capto™ in acc. with ISO 26623

Designation	d_1	d_{11}	l_4 mm	l_{16} mm	kg
C4-391.02-32 055A	C4	C3	55	31	0,45
C5-391.02-32 060A	C5	C3	60	34,8	0,69
C5-391.02-40 065A	C5	C4	65	40	0,81
C6-391.02-32 070A	C6	C3	70	39	1,03
C6-391.02-40 080A	C6	C4	80	51,3	1,29
C6-391.02-50 080A	C6	C5	80	51,5	1,44
C8-391.02-32 060B	C8	C3	60	20,7	1,9
C8-391.02-40 070B	C8	C4	70	31,4	2,2
C8-391.02-50 080B	C8	C5	80	42,8	2,42
C8-391.02-63 080B	C8	C6	80	44,5	2,56
C4-391.02-32 070A	C4	C3	70	12	0,6
C5-391.02-40 085A	C5	C4	85	12	1,13
C6-391.02-50 110A	C6	C5	110	12	2,21
C8-391.02-63 120A	C8	C6	120	12	4,08
C5-391.02-32 033A	C5	C3	33	5	0,5
C5-391.02-40 040A	C5	C4	40	15	0,5
C6-391.02-32 032	C6	C3	32	6	0,85
C6-391.02-40 040	C6	C4	40	11,3	0,92
C6-391.02-50 050A	C6	C5	50	20	1,1
C8-391.02-50 045A	C8	C5	45	5	1,8
C8-391.02-63 055A	C8	C6	55	15	2,13

*Short version only for bushing clamp
For Walter Capto™ tightening torques, see „Assembly parts and accessories“

E2

WALTER SELECT

●● Primary application ● Other application
Best tool for → Good = ☺ → Average = 😐 → Poor = ☹ machining conditions

☺ 😐 ☹ / ★ = New addition to the product range

www.isotool.se
Tel. 044 - 24 55 70

ER collet chucks

C.-391.14 mm

– For ER collets in accordance with DIN 6499/ISO15488
– ISO 26623

Tool

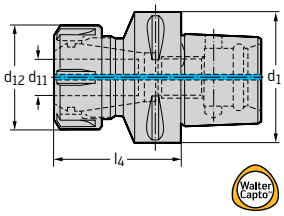

Walter Capto™ in acc. with ISO 26623

Designation	d_1	d_{11}	d_{12} mm	l_4 mm	Collets	kg
C3-391.14-20 045	C3	1-13	35	45	ER20	0,2
C4-391.14-20 052	C4	1-13	35	52	ER20	0,37
C4-391.14-25 052	C4	1-16	42	52	ER25	0,41
C4-391.14-32 054	C4	1-20	50	54	ER32	0,48
C5-391.14-20 055	C5	1-13	35	55	ER20	0,6
C5-391.14-25 055	C5	1-16	42	55	ER25	0,59
C5-391.14-32 057	C5	1-20	50	57	ER32	0,64
C6-391.14-20 060	C6	1-13	35	60	ER20	0,99
C6-391.14-25 060	C6	1-16	42	60	ER25	1,03
C6-391.14-25 100	C6	1-16	42	100	ER25	1,43
C6-391.14-32 060	C6	1-20	50	60	ER32	1,06
C6-391.14-32 100	C6	1-20	50	100	ER32	1,63
C6-391.14-40 065	C6	2-26	63	65	ER40	1,23
C8-391.14-25 070	C8	1-16	42	70	ER25	2,12
C8-391.14-32 070	C8	1-20	50	70	ER32	2,12
C8-391.14-32 160	C8	1-20	50	160	ER32	4,1
C8-391.14-40 070	C8	2-26	63	70	ER40	2,19

For collets, see „Assembly parts and accessories“
Bodies and assembly parts are included in the scope of delivery

Assembly parts

Collets	ER20	ER25	ER32	ER40
Clamping nut	FS1451	FS1540	FS1541	FS1542

Accessories

Collets	ER20	ER25	ER32	ER40
Tensioning key	FS2553	FS1544	FS1545	FS1546

E2

WALTER SELECT

●● Primary application ● Other application
Best tool for ➔ Good = ☺ ➔ Average = 😐 ➔ Poor = ☹ machining conditions

New addition to the product range = ☺ 😐 ☹ / ★

www.isotool.se
Tel. 044 - 24 55 70

ER collet chucks for internal cooling

C.-391.14 mm

– For ER collets in accordance with DIN 6499/ISO15488
– For use with sealing disc

Tool

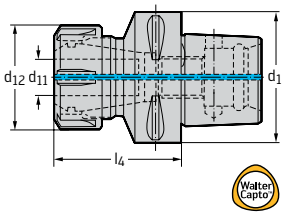

Walter Capto™ in acc. with ISO 26623

Designation	d_1	d_{11}	d_{12} mm	l_4 mm	Collets	kg
C3-391.14-20 050	C3	1-13	35	50	ER20	0,23
C4-391.14-20 057	C4	1-13	35	57	ER20	0,4
C4-391.14-25 057	C4	1-16	42	57	ER25	0,45
C4-391.14-32 059	C4	1-20	50	59	ER32	0,49
C5-391.14-20 060	C5	1-13	35	60	ER20	0,62
C5-391.14-25 060	C5	1-16	42	60	ER25	0,67
C5-391.14-32 062	C5	1-20	50	62	ER32	0,72
C6-391.14-20 065	C6	1-13	35	65	ER20	1
C6-391.14-25 065	C6	1-16	42	65	ER25	1,06
C6-391.14-25 105	C6	1-16	42	105	ER25	1,47
C6-391.14-32 065	C6	1-20	50	65	ER32	1,09
C6-391.14-32 105	C6	1-20	50	105	ER32	1,67
C6-391.14-40 070	C6	2-26	63	70	ER40	1,28
C8-391.14-25 075	C8	1-16	42	75	ER25	2,18
C8-391.14-32 075	C8	1-20	50	75	ER32	2,15
C8-391.14-32 165	C8	1-20	50	165	ER32	4,13
C8-391.14-40 075	C8	2-26	63	75	ER40	2,25

If collet chucks are used for the internal coolant supply, the sealing discs under „Assembly parts and accessories" must be used
The clamping nut can be damaged if the chuck is used without a sealing disc.
For collets, see „Assembly parts and accessories"
Bodies and assembly parts are included in the scope of delivery

Assembly parts

	Collets	ER20	ER25	ER32	ER40
	Clamping nut	FS1451	FS1540	FS1541	FS1542
	Clamping nut for internal coolant supply	FS1359	FS1449	FS1360	FS1450

Accessories

	Collets	ER20	ER25	ER32	ER40
	Tensioning key	FS2553	FS1544	FS1545	FS1546

E2

WALTER SELECT

●● Primary application ● Other application
Best tool for → Good = ☺ → Average = 😐 → Poor = ☹ machining conditions

☺ 😐 ☹ / ★ = New addition to the product range

www.isotool.se
Tel. 044 - 24 55 70

Weldon shank adaptor

C.-391.20 mm

Tool

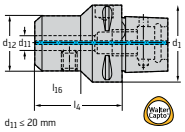

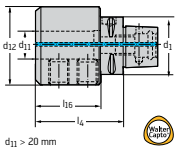

Walter Capto™ in acc. with ISO 26623

Designation	d_1	d_{11} mm	d_{12} mm	l_4 mm	l_{16} mm	kg
C3-391.20-06 045A	C3	6		45	26,5	0,24
C3-391.20-08 045A	C3	8		45	28	0,27
C3-391.20-10 050	C3	10		50	35	0,35
C3-391.20-12 055	C3	12		55	40	0,5
C4-391.20-06 050	C4	6		50	26,5	0,36
C4-391.20-08 050	C4	8		50	26,5	0,4
C4-391.20-10 050A	C4	10		50	28,6	0,48
C4-391.20-12 055A	C4	12		55	35	0,61
C4-391.20-16 055	C4	16		55	35	0,67
C5-391.20-06 050	C5	6		50	26,5	0,58
C5-391.20-08 050	C5	8		50	26	0,61
C5-391.20-10 055	C5	10		55	27,5	0,71
C5-391.20-12 060	C5	12		60	36	0,86
C5-391.20-16 060	C5	16		60	39	0,89
C5-391.20-18 060	C5	18		60	60	0,97
C5-391.20-20 060	C5	20		60	40	0,99
C5-391.20-25 080	C5	25		80	60	1,7
C6-391.20-06 055	C6	6		55	25	0,98
C6-391.20-08 055	C6	8		55	26	1
C6-391.20-10 060	C6	10		60	30	1,11
C6-391.20-12 060	C6	12		60	33	1,2
C6-391.20-16 065	C6	16		65	35,5	1,36
C6-391.20-20 065	C6	20		65	37,5	1,41
C6-391.20-25 080	C6	25		80	58	1,95
C6-391.20-32 090	C6	32		90	68	2,41
C6-391.20-40 100	C6	40		100	77	3,9
C8-391.20-06 070	C8	6		70	27	2
C8-391.20-08 070	C8	8		70	28	2
C8-391.20-10 070	C8	10		70	29,5	2,1
C8-391.20-12 070	C8	12		70	31	2,2
C8-391.20-14 070	C8	14		70	31,6	2,2
C8-391.20-16 070	C8	16		70	32,5	2,36
C8-391.20-20 070	C8	20		70	35	2,38
C8-391.20-25 080	C8	25		80	53,7	2,64
C8-391.20-32 080	C8	32		80	55,7	2,79
C8-391.20-40 110	C8	40		110	79	4,98

Bodies and assembly parts are included in the scope of delivery

Assembly parts

	d_{11} [mm]	6	8	10	12–14	16–18	20	25	32	40
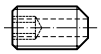	Screw	3214 050-357	3214 050-407	3214 050-458	3214 050-509	3214 050-539	3214 050-559	3214 050-590	3214 050-610	3214 050-611

Accessories

	d_{11} [mm]	6	8	10	12–18	20	25–40
	ISO 2936 key	ISO2936-3 (SW 3)	ISO2936-4 (SW 4)	ISO2936-5 (SW 5)	ISO2936-6 (SW 6)	ISO2936-8 (SW 8)	ISO2936-10 (SW 10)

WALTER SELECT

●● Primary application ● Other application

Best tool for → Good = ☺ → Average = 😐 → Poor = ☹ machining conditions

E2

New addition to the product range = ☺ 😐 ☹ / ★

www.isotool.se
Tel. 044 - 24 55 70

Weldon shank adaptor

C.-391.20 inch

– For shanks in accordance with DIN 6535 HB
– ISO 26623

Tool

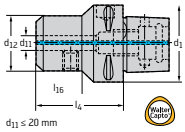

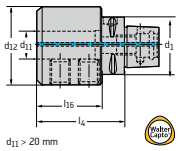

Walter Capto™ in acc. with ISO 26623

Designation	d_1	d_{11}	d_{12} inch	l_4 inch	l_{16} inch	lbs
C4-A391.20-12 055A	C4	0.500	1,250	2,165	1,213	0,926
C4-A391.20-15 055	C4	0.625	1,625	2,165	1,378	1,146
C4-A391.20-19 060	C4	0.750	1,752	2,362	1,575	1,323
C5-A391.20-09 055	C5	0.375	1,000	2,165	1,102	1,19
C5-A391.20-12 060	C5	0.500	1,250	2,362	1,406	1,367
C5-A391.20-15 060A	C5	0.750	1,625	2,362	1,472	1,631
C5-A391.20-19 060	C5	0.750	1,750	2,362	1,512	1,720
C5-A391.20-25 085	C5	1.000	2,248	3,346	2,559	3,219
C5-A391.20-31 085	C5	1.250	2,48	3,346	2,559	3,351
C6-A391.20-09 060	C6	0.375	1,000	2,362	1,142	2,028
C6-A391.20-12 060	C6	0.500	1,250	2,362	1,260	2,293
C6-A391.20-15 065	C6	0.625	1,625	2,559	1,441	2,624
C6-A391.20-19 065A	C6	0.750	1,772	2,598	1,524	2,734
C6-A391.20-22 080	C6	0.875	1,969	3,150	2,205	3,263
C6-A391.20-25 085	C6	1.000	2,248	3,346	2,402	3,979
C6-A391.20-31 085	C6	1.250	2,48	3,346	3,346	4,211
C6-A391.20-38 090	C6	1.500	2,765	3,543	2,677	4,872

E2

WALTER SELECT

●● Primary application ● Other application

Best tool for → Good = ☺ → Average = 😐 → Poor = ☹ machining conditions

☺ 😐 ☹ / ★ = New addition to the product range

www.isotool.se
Tel. 044 - 24 55 70

Adaptor for drilling and reaming tools

C.-391.27 mm

– For drilling and reaming tools with shank design
– ISO 26623

Tool

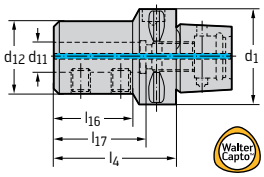

Walter Capto™ in acc. with ISO 26623

Designation	d_1	d_{11}	d_{12} mm	l_4 mm	l_{16} mm	l_{17} mm	kg
C3-391.27-16 056	C3	16	36	56	41	49,5	0,39
C3-391.27-20 060	C3	20	40	60	45	51,5	0,46
C4-391.27-16 056	C4	16	36	56	32,5	49,5	0,49
C4-391.27-20 060	C4	20	40	60	60	51,5	0,51
C4-391.27-25 077	C4	25	45	77	57	57,5	0,75
C5-391.27-16 065	C5	16	36	65	41,7	49,5	0,75
C5-391.27-20 060	C5	20	40	60	37,7	51,5	0,69
C5-391.27-25 071	C5	25	45	71	46,7	57,5	0,87
C5-391.27-32 075	C5	32	52	75	55	61,5	0,94
C6-391.27-16 070	C6	16	36	70	43	49,5	1,16
C6-391.27-20 070	C6	20	40	70	43,8	51,5	1,17
C6-391.27-25 070A	C6	25	45	70	43,8	57,5	1,22
C6-391.27-32 075	C6	32	52	75	49,8	61,5	1,31
C6-391.27-40 085	C6	40	65	85	63	71,5	1,66

Bodies and assembly parts are included in the scope of delivery

Assembly parts

	d_{11}	16–20	25–32	40
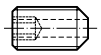	Screw	5514 042-04	416.1-838	5514 042-06

Accessories

	d_{11}	16–20	25–32	40
	ISO 2936 key	ISO2936-4 (SW 4)	ISO2936-6 (SW 6)	ISO2936-8 (SW 8)

E2

WALTER SELECT

●● Primary application ● Other application

Best tool for ➔ Good = ☺ ➔ Average = 😐 ➔ Poor = ☹ machining conditions

New addition to the product range = ☺ 😐 ☹ / ★

www.isotool.se
Tel. 044 - 24 55 70

Shell mill adaptor

AK155.8.C mm

– For milling tools with parallel bore according to DIN 138

Tool

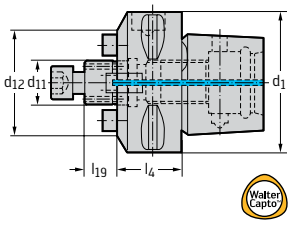

Walter Capto™ in acc. with ISO 26623

Designation	d_1	d_{11} mm	d_{12} mm	l_4 mm	l_{19} mm	kg
AK155.8.C4.020.16	C4	16	38	20	17	0,3
AK155.8.C4.055.22	C4	22	40	55	19	0,6
AK155.8.C5.025.16	C5	16	38	25	17	0,55
AK155.8.C5.025.22	C5	22	48	25	19	0,61
AK155.8.C5.030.27	C5	27	60	30	21	0,8
AK155.8.C5.040.32	C5	32	63	40	24	1,1
AK155.8.C6.030.16	C6	16	38	30	17	0,9
AK155.8.C6.025.22	C6	22	48	25	19	0,91
AK155.8.C6.025.27	C6	27	60	25	21	0,93
AK155.8.C6.035.32	C6	32	78	35	24	1,46
AK155.8.C6.050.40	C6	40	87	50		2,37
AK155.8.C8.050.16	C8	16	32	50	17	2,07
AK155.8.C8.030.22	C8	22	55	30	19	1,86
AK155.8.C8.030.27	C8	27	80	30	21	1,91
AK155.8.C8.030.32	C8	32	80	30	24	1,99
AK155.8.C8.060.40	C8	40	87	60		3,47
AK155.8.C8.060.60	C8	60	130	60		6,03

Bodies and assembly parts are included in the scope of delivery

Assembly parts

d_{11} [mm]	16	22	27	32	40	60
ISO 4762 tightening screw	FS938 (SW 6)	FS939 (SW 8)	FS940 (SW 10)	FS941 (SW 14)	FS942 (SW 17)	
DIN 6367 milling cutter tightening screw						FS912

Accessories

d_{11} [mm]	16	22	27	32	40	60
ISO 2936 key	ISO2936-6 (SW 6)	ISO2936-8 (SW 8)	ISO2936-10 (SW 10)	ISO2936-14 (SW 14)	ISO2936-17 (SW 17)	
Key for milling cutter tightening screw						FS913

E2

WALTER SELECT

●● Primary application ● Other application

Best tool for → Good = ☺ → Average = 😐 → Poor = ☹ machining conditions

☺ 😐 ☹ / ★ = New addition to the product range

www.isotool.se
Tel. 044 - 24 55 70

Shell mill adaptor

AK155.8.C inch

– For milling tools with parallel bore according to DIN 138
– ISO 26623

Tool

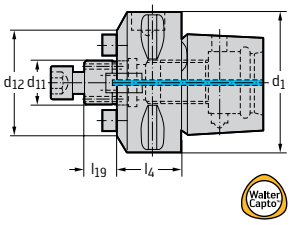

Walter Capto™ in acc. with ISO 26623

Designation	d_1	d_{11}	d_{12} inch	l_4 inch	l_{19} inch	lbs
C4-A391.05C-19 025M	C4	0.750	1,575	0,984	0,709	0,866
C4-A391.05C-25 035	C4	1.000	1,969	1,378	0,709	1,47
C5-A391.05C-19 025M	C5	0.750	1,575	0,984	0,709	1,235
C5-A391.05C-25 025M	C5	1.000	2,126	0,984	0,709	1,473
C6-A391.05C-19 030M	C6	0.750	2,48	1,181	0,709	2,337
C6-A391.05C-25 030M	C6	1.000	2,48	1,181	0,709	2,579

E2

WALTER SELECT

●● Primary application ● Other application

Best tool for ➔ Good = ☺ ➔ Average = 😐 ➔ Poor = ☹ machining conditions

New addition to the product range = ☺ 😐 ☹ / ★

www.isotool.se
Tel. 044 - 24 55 70

Walter Capto™ hydraulic expansion chuck ISO 26623-1

AB016-C mm

Tool

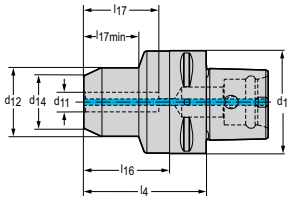

Walter Capto™ in acc. with ISO 26623

Designation	d_1	d_{11} mm	d_{12} mm	d_{14} mm	l_4 mm	l_{16} mm	l_{17} mm	$l_{17\,min}$ mm	kg
AB016-C5-P12-070	C5	12	42	32	70	33	46	36	1
AB016-C5-P20-075	C5	20	49,5	38	75	54	51	41	1,11
AB016-C6-P12-075	C6	12	42	32	75	33	46	36	1,51
AB016-C6-P20-080	C6	20	52,5	38	80	41	51	41	1,67

Accessories

	d1 d_{11} [mm]	C5–C6 12	C5–C6 20
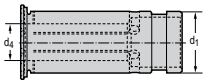	Adaptor sleeves sealed for int. cooling d_4 = 3 mm	FS2189	FS2199
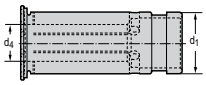	Adaptor sleeves sealed for int. cooling d_4 = 4 mm	FS2190	FS2200
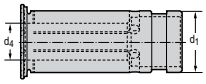	Adaptor sleeves sealed for int. cooling d_4 = 5 mm	FS2191	FS2201
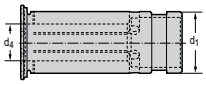	Adaptor sleeves sealed for int. cooling d_4 = 6 mm	FS2192	FS2202
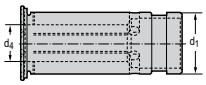	Adaptor sleeves sealed for int. cooling d_4 = 7 mm	FS2193	FS2203
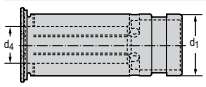	Adaptor sleeves sealed for int. cooling d_4 = 8 mm		FS2204
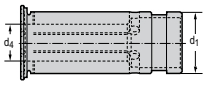	Adaptor sleeves for PK d_4 = 3 mm	FS2194	
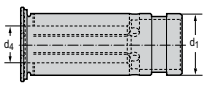	Adaptor sleeves sealed for int. cooling d_4 = 9 mm		FS2205
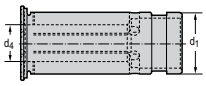	Adaptor sleeves for PK d_4 = 4 mm	FS2195	
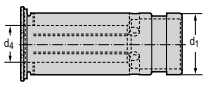	Adaptor sleeves sealed for int. cooling d_4 = 10 mm		FS2206
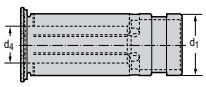	Adaptor sleeves for PK d_4 = 5 mm	FS2196	
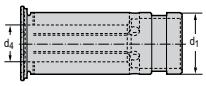	Adaptor sleeves sealed for int. cooling d_4 = 11 mm		FS2207

WALTER SELECT

●● Primary application ● Other application

Best tool for → Good = ☺ → Average = 😐 → Poor = ☹ machining conditions

☺ 😐 ☹ / ★ = New addition to the product range

Accessories

	d1 d_{11} [mm]	C5–C6 12	C5–C6 20
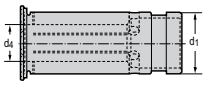	Adaptor sleeves for PK d_4 = 6 mm	FS2197	
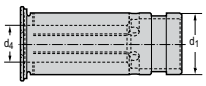	Adaptor sleeves sealed for int. cooling d_4 = 12 mm		FS2208
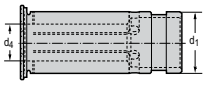	Adaptor sleeves for PK d_4 = 8 mm	FS2198	
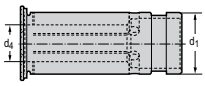	Adaptor sleeves sealed for int. cooling d_4 = 13 mm		FS2209
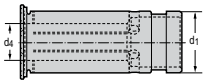	Adaptor sleeves sealed for int. cooling d_4 = 14 mm		FS2210
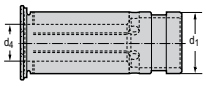	Adaptor sleeves sealed for int. cooling d_4 = 15 mm		FS2211
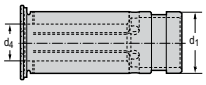	Adaptor sleeves sealed for int. cooling d_4 = 16 mm		FS2212
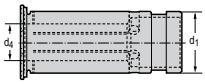	Adaptor sleeves for PK d_4 = 3 mm		FS2213
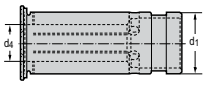	Adaptor sleeves for PK d_4 = 4 mm		FS2214
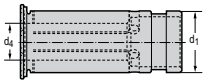	Adaptor sleeves for PK d_4 = 5 mm		FS2215
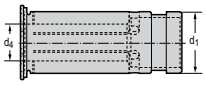	Adaptor sleeves for PK d_4 = 6 mm		FS2216
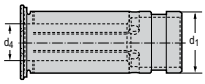	Adaptor sleeves for PK d_4 = 8 mm		FS2217
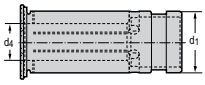	Adaptor sleeves for PK d_4 = 10 mm		FS2218
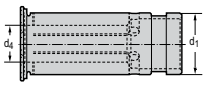	Adaptor sleeves for PK d_4 = 12 mm		FS2219
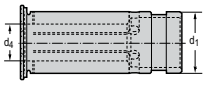	Adaptor sleeves for PK d_4 = 14 mm		FS2220
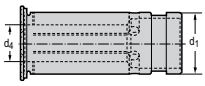	Adaptor sleeves for PK d_4 = 16 mm		FS2221

E2

www.isotool.se
Tel. 044 - 24 55 70

Synchronous thread cutting adaptor

AB035-C mm

– Integrated minimum compensation in axial and radial directions
– ISO 26623

Tool

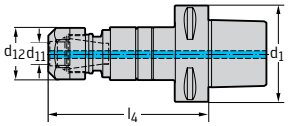

Walter Capto™ in acc. with ISO 26623

Designation	d_1	d_{11}	d_{12} mm	l_4 mm	Collets	kg
AB035-C4-ER11-080	C4	M4-M5	18,7	80	ER11	0,39
AB035-C4-ER20-102	C4	M4-M12	33,7	102,2	ER20	0,69
AB035-C4-ER25-122	C4	M8-M20	42	121,6	ER25	1,05
AB035-C5-ER20-103	C5	M4-M12	33,7	102,7	ER20	0,85
AB035-C5-ER25-122	C5	M8-M20	42	122,1	ER25	1,25
AB035-C6-ER20-105	C6	M4-M12	33,7	104,7	ER20	1,23
AB035-C6-ER25-124	C6	M8-M20	42	124,1	ER25	1,58
AB035-C6-ER40-154	C6	M16-M30	62,7	153,5	ER40	2,97

If collet chucks are used for the internal coolant supply, the sealing discs under „Assembly parts and accessories" must be used
The clamping nut can be damaged if the chuck is used without a sealing disc.
For collets, see „Assembly parts and accessories"
Bodies and assembly parts are included in the scope of delivery

Assembly parts

	Collets	ER11	ER20	ER25	ER40
	Clamping nut for internal coolant supply	FS2556	FS1359	FS1449	FS1450
	Clamping nut for internal coolant supply	FS2557			

FS2556 corresponds to ER11-4.5
FS2557 corresponds to ER11-6

Accessories

	Collets	ER11	ER20	ER25	ER40
	Tensioning key	FS2554	FS2553	FS1544	FS1546

E2

WALTER SELECT

●● Primary application ● Other application
Best tool for → Good = ☺ → Average = 😐 → Poor = ☹ machining conditions

☺ 😐 ☹ / ★ = New addition to the product range

www.isotool.se
Tel. 044 - 24 55 70

Walter Capto™ adaptor – vibration damped

AC001-C mm

Accure·tec®

– For milling tools with parallel bore according to DIN 138
– With preset vibration damping

Tool

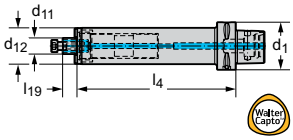

Walter Capto™ in acc. with ISO 26623

Designation	d_1	d_{11}	d_{12} mm	l_4 mm	l_{19} mm	kg
AC001-C6-B16-160	C6	16	38	160	17	2,12
AC001-C6-B22-210	C6	22	48	210	19	3,64
AC001-C6-B27-260	C6	27	60	260	21	6,78
AC001-C8-B22-210	C8	22	48	210	19	4,54
AC001-C8-B27-260	C8	27	60	260	21	7,62
AC001-C8-B32-330	C8	32	78	330	24	14,4
AC001-C8-B40-350	C8	40	89	350	27	18,99

Bodies and assembly parts are included in the scope of delivery

Assembly parts

	d_{11}	16	22	27	32	40
	ISO 4762 tightening screw	FS938 (SW 6)	FS939 (SW 8)	FS940 (SW 10)	FS941 (SW 14)	FS942 (SW 17)

Accessories

	d_{11}	16	22	27	32	40
	ISO 2936 key	ISO2936-6 (SW 6)	ISO2936-8 (SW 8)	ISO2936-10 (SW 10)	ISO2936-14 (SW 14)	ISO2936-17 (SW 17)

Strength class with tightening screw 12.9

E2

WALTER SELECT

●● Primary application ● Other application

Best tool for ➔ Good = ☺ ➔ Average = 😐 ➔ Poor = ☹ machining conditions

New addition to the product range = ☺ 😐 ☹ / ★

www.isotool.se
Tel. 044 - 24 55 70

DIN 2080 master

A100M.1 mm

– Modular NCT adaptor
– ISO 297

Tool

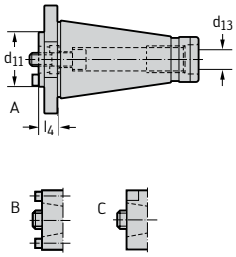

SK DIN 2080 / ISO 2583

Designation	d_1	d_{11}	l_4 mm	d_{13}	Execution	kg
A100M.1.50.020.50	SK50	NCT 50	20	M24	A	2,75
A100M.1.50.020.63	SK50	NCT 63	20	M24	B	2,59
A100M.1.50.025.80	SK50	NCT 80	25	M24	B	2,8

SK40 with ring groove designed for OTT clamp
For pull studs for steep tapers, see „Assembly parts and accessories/Steel taper pull studs"

E2

WALTER SELECT

●● Primary application ● Other application
Best tool for ➔ Good = ☺ ➔ Average = 😐 ➔ Poor = ☹ machining conditions

☺ 😐 ☹ / ★ = New addition to the product range

www.isotool.se
Tel. 044 - 24 55 70

DIN 69871-1 AD master

A100M.2 mm

– Modular NCT adaptor
– ISO 7388-1

Tool

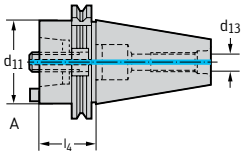

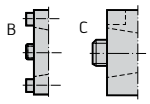

SK DIN 69871

Designation	d_1	d_{11}	l_4 mm	d_{13}	Execution	kg
A100M.2.40.020.25	SK40	NCT 25	20	M16	C	0,84
A100M.2.40.020.32	SK40	NCT 32	20	M16	C	0,84
A100M.2.40.030.40	SK40	NCT 40	30	M16	C	0,94
A100M.2.40.030.50	SK40	NCT 50	30	M16	A	0,9
A100M.2.40.050.63	SK40	NCT 63	50	M16	B	1,3
A100M.2.40.090.80	SK40	NCT 80	90	M16	B	2,4
A100M.2.50.020.25	SK50	NCT 25	20	M24	C	2,75
A100M.2.50.020.32	SK50	NCT 32	20	M24	C	2,75
A100M.2.50.020.40	SK50	NCT 40	20	M24	C	2,7
A100M.2.50.020.50	SK50	NCT 50	20	M24	A	2,56
A100M.2.50.020.63	SK50	NCT 63	20	M24	B	2,52
A100M.2.50.025.80	SK50	NCT 80	25	M24	B	2,68

For pull studs for steep tapers, see „Assembly parts and accessories/Steel taper pull studs“

E2

WALTER SELECT

●● Primary application ● Other application

Best tool for ➔ Good = ☺ ➔ Average = 😐 ➔ Poor = ☹ machining conditions

New addition to the product range = ☺ 😐 ☹ / ★

www.isotool.se
Tel. 044 - 24 55 70

ANSI ASME B5.50 master

A100M.3 mm

– Modular NCT adaptor

Tool

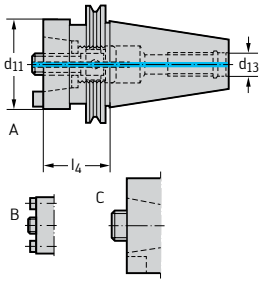

ASME B 5.50

Designation	d_1	d_{11}	l_4 mm	d_{13}	Execution	kg
A100M.3.50.035.63	CAT50	NCT 63	35	M24	B	3,09
A100M.3.50.050.80	CAT50	NCT 80	50	M24	B	3,47

For pull studs for steep tapers, see „Assembly parts and accessories/Steel taper pull studs“

E2

WALTER SELECT

●● Primary application ● Other application

Best tool for ➔ Good = ☺ ➔ Average = 😐 ➔ Poor = ☹ machining conditions

☺ 😐 ☹ / ★ = New addition to the product range

www.isotool.se
Tel. 044 - 24 55 70

ANSI ASME B5.50 Master

A100M.U3 inch

– Modular NCT adaptor

Tool

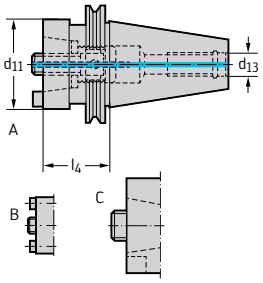

ASME B 5.50

Designation	d_1	d_{11}	l_4 inch	d_{13}	Execution	lbs
A100M.U3.40.035.25	CAT40	NCT 25	1,378	5/8"-11	C	2,249
A100M.U3.40.040.40	CAT40	NCT 40	1,575	5/8"-11	C	1,587
A100M.U3.40.050.50	CAT40	NCT 50	1,969	5/8"-11	A	2,663
A100M.U3.40.050.63	CAT40	NCT 63	1,969	5/8"-11	B	2,732
A100M.U3.40.090.80	CAT40	NCT 80	3,543	5/8"-11	B	5,225
A100M.U3.50.035.25	CAT50	NCT 25	1,378	1"-8	C	6,437
A100M.U3.50.035.40	CAT50	NCT 40	1,378	1"-8	C	6,834
A100M.U3.50.035.50	CAT50	NCT 50	1,378	1"-8	A	6,923
A100M.U3.50.035.63	CAT50	NCT 63	1,378	1"-8	B	6,768
A100M.U3.50.050.80	CAT50	NCT 80	1,969	1"-8	B	7,540

For pull studs for steep tapers, see „Assembly parts and accessories/Steel taper pull studs"

E2

WALTER SELECT

●● Primary application ● Other application

Best tool for ➔ Good = ☺ ➔ Average = 😐 ➔ Poor = ☹ machining conditions

New addition to the product range = ☺ 😐 ☹ / ★

www.isotool.se
Tel. 044 - 24 55 70

MAS-BT JIS B 6339 master

A100M.4 mm

– Modular NCT adaptor
– ISO 7388-2

Tool

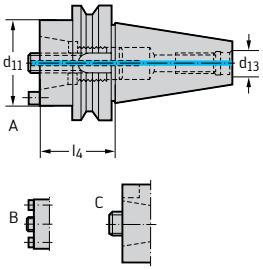

JIS B 6339

Designation	d_1	d_{11}	l_4 mm	d_{13}	Execution	kg
A100M.4.40.030.25	BT40	NCT 25	30	M16	C	1,05
A100M.4.40.030.32	BT40	NCT 32	30	M16	C	1,05
A100M.4.40.030.40	BT40	NCT 40	30	M16	C	1,01
A100M.4.40.030.50	BT40	NCT 50	30	M16	A	1
A100M.4.40.040.63	BT40	NCT 63	40	M16	B	1,19
A100M.4.40.090.80	BT40	NCT 80	90	M16	B	2,67
A100M.4.50.040.25	BT50	NCT 25	40	M24	C	3,76
A100M.4.50.040.32	BT50	NCT 32	40	M24	C	3,78
A100M.4.50.040.40	BT50	NCT 40	40	M24	C	3,74
A100M.4.50.040.50	BT50	NCT 50	40	M24	A	3,72
A100M.4.50.040.63	BT50	NCT 63	40	M24	B	3,65
A100M.4.50.040.80	BT50	NCT 80	40	M24	B	3,35

For pull studs for steep tapers, see „Assembly parts and accessories/Steel taper pull studs"

E2

WALTER SELECT

●● Primary application ● Other application

Best tool for → Good = ☺ → Average = 😐 → Poor = ☹ machining conditions

☺ 😐 ☹ / ★ = New addition to the product range

www.isotool.se
Tel. 044 - 24 55 70

DIN 69871-1 AD/B master

AK200M.2 mm

– Modular NCT adaptor
– ISO 7388-1

Tool

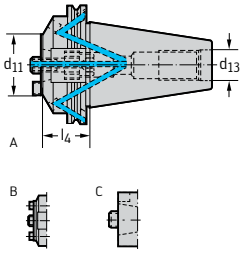

SK DIN 69871 AD/B

Designation	d_1	d_{11}	l_4 mm	d_{13}	Execution	kg
AK200M.2.40.060.63	SK40	NCT 63	60	M16	B	1,49
AK200M.2.50.030.40	SK50	NCT 40	30	M24	C	2,96
AK200M.2.50.030.50	SK50	NCT 50	30	M24	A	2,99
AK200M.2.50.030.63	SK50	NCT 63	30	M24	B	2,93
AK200M.2.50.030.80	SK50	NCT 80	30	M24	B	2,7

Please note: Form AD is delivered
Form AD is delivered. To convert to Form B, remove both threaded plugs which are screwed into the sides.
For pull studs for steep tapers, see „Assembly parts and accessories/Steel taper pull studs“
Bodies and assembly parts are included in the scope of delivery
Bodies and assembly parts are included in the scope of delivery

Assembly parts

	d_{11}	NCT 40–NCT 80	NCT 63
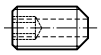	Threaded plug	M05X006 ISO 4026 (SW 2,5)	M04X004 ISO 4026 (SW 2)

E2

WALTER SELECT

●● Primary application ● Other application
Best tool for ➔ Good = ☺ ➔ Average = 😐 ➔ Poor = ☹ machining conditions

New addition to the product range = ☺ 😐 ☹ / ★

www.isotool.se
Tel. 044 - 24 55 70

DIN 69893-1 A master

A100M...HSK mm

– Modular NCT adaptor

Tool

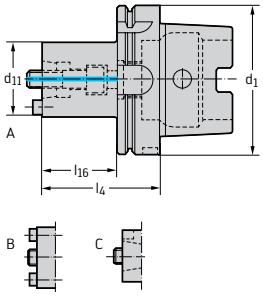

HSK DIN 69893-1 A

Designation	d_1	d_{11}	l_4 mm	l_{16} mm	Execution	kg
A100M.7.100.060.25.HSK	HSK-A100	NCT 25	60	23	C	2,09
A100M.7.100.080.25.HSK	HSK-A100	NCT 25	80	41	C	2,27
A100M.7.100.060.32.HSK	HSK-A100	NCT 32	60	31	C	2,14
A100M.7.100.080.32.HSK	HSK-A100	NCT 32	80	51	C	2,25
A100M.7.100.080.40.HSK	HSK-A100	NCT 40	80	51	C	2,49
A100M.7.100.080.50.HSK	HSK-A100	NCT 50	80	51	A	2,67
A100M.7.100.080.63.HSK	HSK-A100	NCT 63	80	51	B	3,12
A100M.7.100.100.63.HSK	HSK-A100	NCT 63	100	71	B	3,64
A100M.7.100.100.80.HSK	HSK-A100	NCT 80	100	71	B	4,46
A100M.7.063.055.25.HSK	HSK-A63	NCT 25	55	29	C	0,77
A100M.7.063.080.25.HSK	HSK-A63	NCT 25	80	54	C	0,85
A100M.7.063.055.32.HSK	HSK-A63	NCT 32	55	29	C	0,84
A100M.7.063.080.32.HSK	HSK-A63	NCT 32	80	54	C	0,99
A100M.7.063.065.40.HSK	HSK-A63	NCT 40	65	39	C	1
A100M.7.063.080.40.HSK	HSK-A63	NCT 40	80	54	C	1,12
A100M.7.063.065.50.HSK	HSK-A63	NCT 50	65	39	A	1,17
A100M.7.063.080.50.HSK	HSK-A63	NCT 50	80	54	A	1,42
A100M.7.063.075.63.HSK	HSK-A63	NCT 63	75	49	B	1,61
A100M.7.063.100.63.HSK	HSK-A63	NCT 63	100	74	B	2,16
A100M.7.063.080.80.HSK	HSK-A63	NCT 80	80	54	B	2,15

Only use FS1064 (HSK 63) and FS1065 (HSK 100) transfer units
For accessories for HSK, see „Assembly parts and accessories“
Bodies and assembly parts are included in the scope of delivery

Accessories

	d_1	HSK-A100	HSK-A63
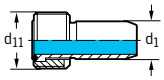	Coolant transfer	FS1065	FS1064
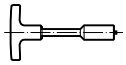	Keys	FS953	FS952

E2

WALTER SELECT

●● Primary application ● Other application

Best tool for ➔ Good = ☺ ➔ Average = 😐 ➔ Poor = ☹ machining conditions

☺ 😐 ☹ / ★ = New addition to the product range

www.isotool.se
Tel. 044 - 24 55 70

Walter Capto™ master

A100M.8 mm

– Modular NCT adaptor
– ISO 26623

Tool

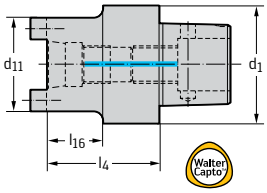

Walter Capto™ in acc. with ISO 26623

Designation	d_1	d_{11}	l_4 mm	l_{16} mm	kg
A100M.8.63.045.25.C6	C6	NCT 25	45	20	0,93
A100M.8.63.045.32.C6	C6	NCT 32	45	20	0,96
A100M.8.63.060.40.C6	C6	NCT 40	60	30	1,22
A100M.8.63.070.63.C6	C6	NCT 63	70	70	1,85
A100M.8.63.070.80.C6	C6	NCT 80	70	70	2,35
A100M.8.80.065.63.C8	C8	NCT 63	65	35	2,48
A100M.8.80.070.80.C8	C8	NCT 80	70	70	3,1

For Walter Capto™ tightening torques, see „Assembly parts and accessories“

E2

WALTER SELECT

●● Primary application ● Other application

Best tool for ➔ Good = ☺ ➔ Average = 😐 ➔ Poor = ☹ machining conditions

New addition to the product range = ☺ 😐 ☹ / ★

www.isotool.se
Tel. 044 - 24 55 70

Extension adaptor

A101M mm

– Modular NCT adaptor

Tool

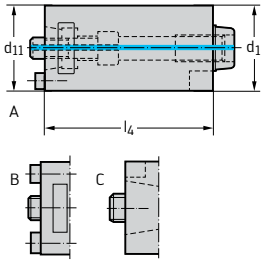

Modular NCT adaptor

Designation	d_1	d_{11}	l_4 mm	Execution	kg
A101M.0.25.050.25	NCT 25	NCT 25	50	C	0,17
A101M.0.25.060.25	NCT 25	NCT 25	60	C	0,21
A101M.0.32.050.32	NCT 32	NCT 32	50	C	0,28
A101M.0.32.060.32	NCT 32	NCT 32	60	C	0,34
A101M.0.32.075.32	NCT 32	NCT 32	75	C	0,44
A101M.0.40.070.40	NCT 40	NCT 40	70	C	0,58
A101M.0.40.080.40	NCT 40	NCT 40	80	C	0,7
A101M.0.50.070.50	NCT 50	NCT 50	70	A	0,94
A101M.0.50.080.50	NCT 50	NCT 50	80	A	1,11
A101M.0.50.100.50	NCT 50	NCT 50	100	A	1,38
A101M.0.63.080.63	NCT 63	NCT 63	80	B	1,75
A101M.0.63.100.63	NCT 63	NCT 63	100	B	2,27
A101M.0.63.120.63	NCT 63	NCT 63	120	B	2,73
A101M.0.63.140.63	NCT 63	NCT 63	140	B	3,2
A101M.0.63.160.63	NCT 63	NCT 63	160	B	3,66
A101M.0.80.100.80	NCT 80	NCT 80	100	B	3,6
A101M.0.80.120.80	NCT 80	NCT 80	120	B	4,39
A101M.0.80.140.80	NCT 80	NCT 80	140	B	5,12
A101M.0.80.160.80	NCT 80	NCT 80	160	B	5,86

E2

WALTER SELECT

●● Primary application ● Other application

Best tool for → Good = ☺ → Average = 😐 → Poor = ☹ machining conditions

☺ 😐 ☹ / ★ = New addition to the product range

www.isotool.se
Tel. 044 - 24 55 70

Reduction adaptor

A102M mm

– Modular NCT adaptor

Tool

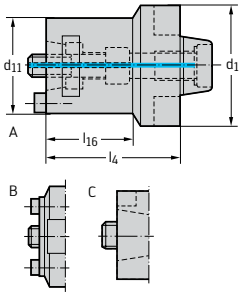

Modular NCT adaptor

Designation	d_1	d_{11}	l_4 mm	l_{16} mm	Execution	kg
A102M.0.32.050.25	NCT 32	NCT 25	50	32	C	0,21
A102M.0.40.050.25	NCT 40	NCT 25	50	30	C	0,31
A102M.0.40.050.32	NCT 40	NCT 32	50	28	C	0,39
A102M.0.50.050.25	NCT 50	NCT 25	50	25	C	0,42
A102M.0.50.050.32	NCT 50	NCT 32	50	25	C	0,5
A102M.0.50.070.40	NCT 50	NCT 40	70	50	C	0,7
A102M.0.63.050.25	NCT 63	NCT 25	50	20	C	0,68
A102M.0.63.060.25	NCT 63	NCT 25	60	30	C	0,71
A102M.0.63.080.25	NCT 63	NCT 25	80	50	C	0,79
A102M.0.63.050.32	NCT 63	NCT 32	50	20	C	0,77
A102M.0.63.060.32	NCT 63	NCT 32	60	30	C	0,82
A102M.0.63.080.32	NCT 63	NCT 32	80	50	C	0,93
A102M.0.63.070.40	NCT 63	NCT 40	70	45	C	0,92
A102M.0.63.080.40	NCT 63	NCT 40	80	55	C	1,01
A102M.0.63.100.40	NCT 63	NCT 40	100	75	C	1,19
A102M.0.63.120.40	NCT 63	NCT 40	120	95	C	1,37
A102M.0.63.140.40	NCT 63	NCT 40	140	115	C	1,48
A102M.0.63.070.50	NCT 63	NCT 50	70	45	A	1,21
A102M.0.63.080.50	NCT 63	NCT 50	80	55	A	1,34
A102M.0.63.100.50	NCT 63	NCT 50	100	75	A	1,63
A102M.0.63.120.50	NCT 63	NCT 50	120	95	A	1,92
A102M.0.63.140.50	NCT 63	NCT 50	140	115	A	2,14
A102M.0.80.080.40	NCT 80	NCT 40	80	45	C	1,6
A102M.0.80.080.50	NCT 80	NCT 50	80	48	A	1,85
A102M.0.80.080.63	NCT 80	NCT 63	80	50	B	2,22

E2

WALTER SELECT

●● Primary application ● Other application

Best tool for ➔ Good = ☺ ➔ Average = 😐 ➔ Poor = ☹ machining conditions

New addition to the product range = ☺ 😐 ☹ / ★

www.isotool.se
Tel. 044 - 24 55 70

DIN 1835 B milling cutter extension

A175 mm

– For tools with shank in accordance with DIN 6535 HB

Tool

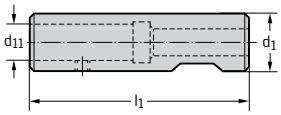

DIN 1835 B

Designation	d_1	d_{11}	l_4 mm	l_1 mm	kg
A175.0.20.090.04	20	4	40	90	0,19
A175.0.20.090.05	20	5	40	90	0,19
A175.0.20.090.06	20	6	40	90	0,19
A175.0.20.130.06	20	6	80	130	0,28
A175.0.20.090.08	20	8	40	90	0,19
A175.0.20.130.08	20	8	80	130	0,26
A175.0.20.090.10	20	10	40	90	0,18
A175.0.20.130.10	20	10	80	130	0,26
A175.0.20.090.12	20	12	40	90	0,15
A175.0.20.130.12	20	12	80	130	0,23
A175.0.25.150.14	25	14	94	150	0,42
A175.0.25.100.16	25	16	44	100	0,25
A175.0.25.150.16	25	16	94	150	0,4

Bodies and assembly parts are included in the scope of delivery

Assembly parts

	d_{11}	4	5	6–16	12
	Threaded plug	M04X008 DIN913 (SW 2)	M05X008 ISO 4026 (SW 2,5)	M06X006 ISO 4026 (SW 3)	M06X005 ISO 4026 (SW 3)

E2

WALTER SELECT

●● Primary application ● Other application

Best tool for → Good = ☺ → Average = 😐 → Poor = ☹ machining conditions

☺ 😐 ☹ / ★ = New addition to the product range

www.isotool.se
Tel. 044 - 24 55 70

Combination adaptor

A150M mm

– For tools in accordance with DIN 841 and DIN 1880
– For tools in accordance with DIN 842 and DIN 1830

Tool

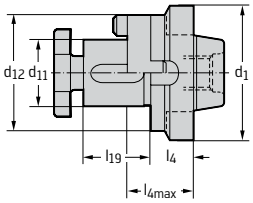

Modular NCT adaptor

Designation	d_1	d_{11}	d_{12} mm	l_4 mm	$l_{4\,max}$ mm	l_{19} mm	kg
A150M.0.32.030.16	NCT 32	16	32	20	30	27	0,23
A150M.0.40.030.16	NCT 40	16	32	20	30	27	0,32
A150M.0.40.030.22	NCT 40	22	40	18	30	31	0,4
A150M.0.50.035.16	NCT 50	16	32	25	35	27	0,46
A150M.0.50.035.22	NCT 50	22	40	23	35	31	0,54
A150M.0.50.035.27	NCT 50	27	48	23	35	33	0,66
A150M.0.50.040.32	NCT 50	32	58	26	40	38	1
A150M.0.63.035.22	NCT 63	22	40	23	35	31	0,63
A150M.0.63.035.27	NCT 63	27	48	23	35	33	0,79
A150M.0.63.040.32	NCT 63	32	58	26	40	38	1,11
A150M.0.63.040.40	NCT 63	40	70	26	40	41	1,51
A150M.0.80.040.27	NCT 80	27	48	28	40	33	1,23
A150M.0.80.040.32	NCT 80	32	58	26	40	38	1,39
A150M.0.80.040.40	NCT 80	40	70	26	40	41	1,78
A150M.0.80.045.50	NCT 80	50	90	29	45	46	2,84
A150M.0.80.055.60	NCT 80	60	110	39	55	66	5,18

Bodies and assembly parts are included in the scope of delivery

Assembly parts

	d_{11}	16	22	27	32	40	50	60
	DIN 6366 drive collar	FS424	FS425	FS426	FS427	FS428	FS429	
	DIN 6367 milling cutter tightening screw	FS430	FS431	FS432	FS433	FS434	FS435	FS912

Accessories

	d_{11}	16	22	27	32	40	50	60
	Key for milling cutter tightening screw	FS436	FS437	FS438	FS439	FS440	FS441	FS913
b_1	b_1 = 2, 10, 20 mm Spacer ring set	FS418	FS419	FS420	FS421	FS422	FS423	FS914
b_1	b_1 = 10 mm Spacer rings		FS465	FS469	FS473	FS477	FS481	FS915
b_1	b_1 = 10 mm Spacer rings		FS466	FS470	FS474	FS478	FS482	FS916
b_1	b_1 = 10 mm Spacer rings	FS463	FS467	FS471	FS475	FS479	FS483	FS917
b_1	b_1 = 10 mm Spacer rings	FS464	FS468	FS472	FS476	FS480	FS484	FS918

Strength class with tightening screw 12.9

E2

WALTER SELECT

●● Primary application ● Other application
Best tool for → Good = ☺ → Average = 😐 → Poor = ☹ machining conditions

New addition to the product range = ☺ 😐 ☹ / ★

www.isotool.se
Tel. 044 - 24 55 70

Shell mill adaptor

A155M mm

– For milling tools with parallel bore according to DIN 138
– With enlarged collar and fixed drive pins

Tool

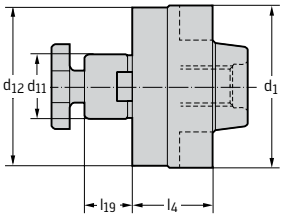

Modular NCT adaptor

Designation	d_1	d_{11}	d_{12} mm	l_4 mm	l_{19} mm	kg
A155M.0.63.030.22	NCT 63	22	50	30	19	0,71
A155M.0.63.030.27	NCT 63	27	60	30	21	0,87
A155M.0.63.030.32	NCT 63	32	78	30	24	1,22
A155M.0.80.030.22	NCT 80	22	50	30	19	0,98
A155M.0.80.030.27	NCT 80	27	60	30	21	1,22
A155M.0.80.030.32	NCT 80	32	78	30	24	1,49
A155M.0.80.040.40	NCT 80	40/40 B	89	40	27	2,06
A155M.0.80.065.60	NCT 80	60/50 B	128	65	50	5,7

*With 4 additional threaded holes for tools with ISO 40 or ISO 50 adaptor in accordance with DIN 2079
Bodies and assembly parts are included in the scope of delivery

Assembly parts

	d_{11}	22	27	32	40/40 B	60/50 B
	DIN 6367 milling cutter tightening screw	FS431	FS432	FS433	FS434	FS912

Accessories

	d_{11}	22	27	32	40/40 B	60/50 B
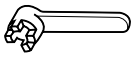	Key for milling cutter tightening screw	FS437	FS438	FS439	FS441	FS913
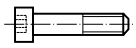	ISO 4762 milling cutter tightening screw	FS939 (SW 8)	FS940 (SW 10)	FS941 (SW 14)	FS942 (SW 17)	
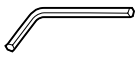	ISO 2936 key	ISO2936-8 (SW 8)	ISO2936-10 (SW 10)	ISO2936-14 (SW 14)	ISO2936-17 (SW 17)	

Strength class with tightening screw 12.9

E2

WALTER SELECT

●● Primary application ● Other application
Best tool for → Good = ☺ → Average = 😐 → Poor = ☹ machining conditions

☺ 😐 ☹ / ★ = New addition to the product range

www.isotool.se
Tel. 044 - 24 55 70

Shell mill adaptor

AK155M mm

– With enlarged collar and fixed drive pins
– For tools with tenon in accordance with DIN 1880

Tool

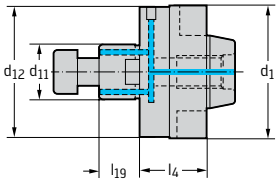

Modular NCT adaptor

Designation	d_1	d_{11}	d_{12} mm	l_4 mm	l_{19} mm	kg
AK155M.0.50.025.16	NCT 50	16	38	25	17	0,38
AK155M.0.50.025.22	NCT 50	22	48	25	19	0,46
AK155M.0.63.030.16	NCT 63	16	38	30	17	0,6
AK155M.0.63.030.22	NCT 63	22	48	30	19	0,64
AK155M.0.63.030.27	NCT 63	27	60	30	21	0,83
AK155M.0.63.030.32	NCT 63	32	78	30	24	1,16
AK155M.0.80.030.27	NCT 80	27	60	30	21	1,18
AK155M.0.80.030.32	NCT 80	32	78	30	24	1,42
AK155M.0.80.040.40	NCT 80	40	89	40	27	2,07

*With 4 additional threaded holes for tools with ISO 40 or ISO 50 adaptor in accordance with DIN 2079
Bodies and assembly parts are included in the scope of delivery

Assembly parts

	d_{11}	16	22	27	32	40
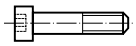	ISO 4762 tightening screw	FS938 (SW 6)	FS939 (SW 8)	FS940 (SW 10)	FS941 (SW 14)	FS942 (SW 17)

Accessories

	d_{11}	16	22	27	32	40
	ISO 2936 key	ISO2936-6 (SW 6)	ISO2936-8 (SW 8)	ISO2936-10 (SW 10)	ISO2936-14 (SW 14)	ISO2936-17 (SW 17)

Strength class with tightening screw 12.9

E2

WALTER SELECT

●● Primary application ● Other application
Best tool for ➔ Good = ☺ ➔ Average = 😐 ➔ Poor = ☹ machining conditions

New addition to the product range = ☺ 😐 ☹ / ★

www.isotool.se
Tel. 044 - 24 55 70

Shell mill adaptor

AK155M.U0 inch

– With enlarged collar and fixed drive pins
– For tools with tenon in accordance with DIN 1880

Tool

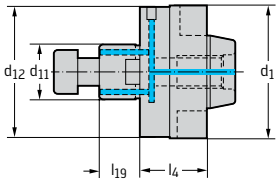

Modular NCT adaptor

Designation	d_1	d_{11}	d_{12} inch	l_4 inch	l_{19} inch	lbs
AK155M.U0.50.025.19	NCT 50	0.750	1,750	0,984	0,688	0,972
AK155M.U0.80.040.38	NCT 80	1.500	3,810	1,575	0,938	4,586

E2

WALTER SELECT

●● Primary application ● Other application

Best tool for ➔ Good = ☺ ➔ Average = 😐 ➔ Poor = ☹ machining conditions

☺ 😐 ☹ / ★ = New addition to the product range

www.isotool.se
Tel. 044 - 24 55 70

Weldon shank adaptor

A170M mm

– For tools with shank in accordance with DIN 1835 Form B/DIN 6535-HB

Tool

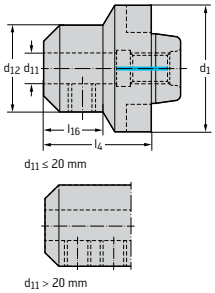

Modular NCT adaptor

Designation	d_1	d_{11}	d_{12} mm	l_4 mm	l_{16} mm	kg
A170M.0.40.070.16	NCT 40	16	48	70	70	0,79
A170M.0.50.060.10	NCT 50	10	35	60	35	0,6
A170M.0.50.065.12	NCT 50	12	42	65	42	0,75
A170M.0.50.070.16	NCT 50	16	48	70	48	0,91
A170M.0.63.070.16	NCT 63	16	48	70	42	1,16
A170M.0.63.070.20	NCT 63	20	52	70	45	1,19
A170M.0.63.080.25	NCT 63	25	63	80	80	1,75
A170M.0.63.085.32	NCT 63	32	72	85	85	2,08
A170M.0.80.070.20	NCT 80	20	52	70	38	1,71
A170M.0.80.085.25	NCT 80	25	65	85	62	2,22
A170M.0.80.085.32	NCT 80	32	72	85	65	2,38
A170M.0.80.095.40	NCT 80	40	78	95	75	2,91

Bodies and assembly parts are included in the scope of delivery

Assembly parts

	d_{11}	10	12	16	20	25	32–40
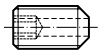	DIN 1835-B clamping screw	M10X012 (SW 5)	M12X016 (SW 6)	M14X016 (SW 6)	M16X016 (SW 8)	M18X2X020 (SW 10)	M20X2X020 (SW 10)

E2

WALTER SELECT

●● Primary application ● Other application

Best tool for ➔ Good = ☺ ➔ Average = 😐 ➔ Poor = ☹ machining conditions

New addition to the product range = ☺ 😐 ☹ / ★

www.isotool.se
Tel. 044 - 24 55 70

Adaptor for eccentric sleeve

A170M...Ex mm

– For diameter adjustment of indexable insert drills with parallel shank

Tool

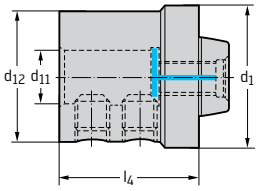

Modular NCT adaptor

Designation	d_1	d_{11}	d_{12} mm	l_4 mm	kg
A170M.0.63.079.32.EX	NCT 63	32	72	79	1,93
A170M.0.80.079.32.EX	NCT 80	32	72	79	2,27
A170M.0.80.087.40.EX	NCT 80	40	78	87	2,76
A170M.0.80.096.50.EX	NCT 80	50	85	96	2,97

Bodies and assembly parts are included in the scope of delivery

Assembly parts

d_{11}	32–40	50
DIN 1835-B screw	M20X2X020 (SW 10)	M24X2X025

Accessories

	d_{11}	32	40	50
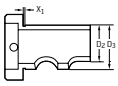	Adjustbl eccentric sleeve, -0.1/+0.3 mm	FS1208		
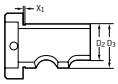	Adjustbl eccentric sleeve, -0.1/+0.55 mm	FS722	FS723	FS2133
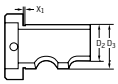	Adjustbl eccentric sleeve, -0.1/+0.55 mm	FS2131	FS2132	FS724
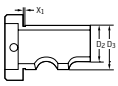	Adjustbl eccentric sleeve, -0.1/+0.55 mm	FS2165		
	ISO 2936 key	ISO2936-10 (SW 10)		
	ISO 2936-12 key			ISO2936-12 (SW 12)

E2

WALTER SELECT

●● Primary application ● Other application

Best tool for → Good = ☺ → Average = 😐 → Poor = ☹ machining conditions

☺ 😐 ☹ / ★ = New addition to the product range

www.isotool.se
Tel. 044 - 24 55 70

Small drill chuck

A201M mm

– With clamping mechanism backup

Tool	Designation	d_1	d_{11}	d_{12} mm	l_4 mm	kg
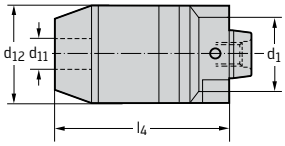 Modular NCT adaptor	A201M.0.50.092.13	NCT 50	1-13	36,5	92	1,17

The clamping mechanism backup prevents parts from coming loose if the spindle stops suddenly.

E2

WALTER SELECT

●● Primary application ● Other application

Best tool for ➔ Good = ☺ ➔ Average = 😐 ➔ Poor = ☹ machining conditions

New addition to the product range = ☺ 😐 ☹ / ★

www.isotool.se
Tel. 044 - 24 55 70

ER collet chucks

AK300M mm

– For ER collets in accordance with DIN 6499/ISO15488

Tool

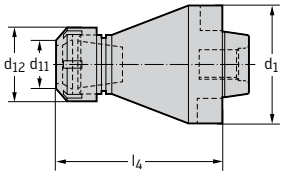

Modular NCT adaptor

Designation	d_1	d_{11}	d_{12} mm	l_4 mm	Collets	kg
AK300M.0.25.050.10	NCT 25	1-10	28	50	ER16	0,15
AK300M.0.32.050.10	NCT 32	1-10	28	50	ER16	0,21
AK300M.0.40.080.16	NCT 40	1-16	42	80	ER25	0,6
AK300M.0.50.080.16	NCT 50	1-16	42	80	ER25	0,8
AK300M.0.50.080.20	NCT 50	1-20	50	80	ER32	0,83
AK300M.0.50.080.26	NCT 50	2-26	63	80	ER40	0,97
AK300M.0.63.080.26	NCT 63	2-26	63	80	ER40	1,3

For collets, see „Assembly parts and accessories“
Bodies and assembly parts are included in the scope of delivery

Assembly parts

	Collets	ER16	ER25	ER32	ER40
	Clamping nut	FS1537	FS1540	FS1541	FS1542

Accessories

	Collets	ER16	ER25	ER32	ER40
	Tensioning key	FS1539	FS1544	FS1545	FS1546

E2

WALTER SELECT

●● Primary application ● Other application

Best tool for ➔ Good = ☺ ➔ Average = 😐 ➔ Poor = ☹ machining conditions

☺ 😐 ☹ / ★ = New addition to the product range

www.isotool.se
Tel. 044 - 24 55 70

ER collet chuck with internal cooling

AK300M mm

– For ER collets in accordance with DIN 6499/ISO15488

Tool

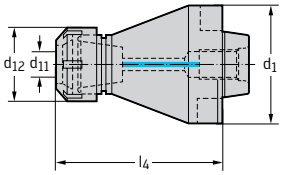

Modular NCT adaptor

Designation	d_1	d_{11}	d_{12} mm	l_4 mm	Collets	kg
AK300M.0.25.055.10	NCT 25	1-10	28	55	ER16	0,17
AK300M.0.32.055.10	NCT 32	1-10	28	55	ER16	0,2
AK300M.0.40.085.16	NCT 40	1-16	42	85	ER25	0,62
AK300M.0.50.085.16	NCT 50	1-16	42	85	ER25	0,83
AK300M.0.50.085.20	NCT 50	1-20	50	85	ER32	0,86
AK300M.0.63.085.26	NCT 63	2-26	63	85	ER40	1,36

If collet chucks are used for the internal coolant supply, the sealing discs under „Assembly parts and accessories“ must be used
The clamping nut can be damaged if the chuck is used without a sealing disc.
For collets, see „Assembly parts and accessories“
Bodies and assembly parts are included in the scope of delivery

Assembly parts

	Collets	ER16	ER25	ER32	ER40
	Clamping nut for internal coolant supply	FS1448	FS1449	FS1360	FS1450

Accessories

	Collets	ER16	ER25	ER32	ER40
	Tensioning key	FS1539	FS1544	FS1545	FS1546

E2

WALTER SELECT

●● Primary application ● Other application

Best tool for ➔ Good = ☺ ➔ Average = 😐 ➔ Poor = ☹ machining conditions

New addition to the product range = ☺ 😐 ☹ / ★

www.isotool.se
Tel. 044 - 24 55 70

DIN 1835 B ER collet chuck

A305 mm

– For ER collets in accordance with DIN 6499/ISO15488

Tool

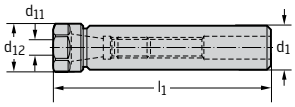

DIN 1835 B

Designation	d_1	d_{11}	d_{12} mm	l_4 mm	l_1 mm	Collets	kg
A305.0.16.120.06	16	1-6	19	72	120	ER11	0,15
A305.0.16.180.06	16	1-6	19	132	180	ER11	0,21
A305.0.25.140.10	25	1-10	28	84	140	ER16	0,42
A305.0.25.180.10	25	1-10	28	124	180	ER16	0,52

Bodies and assembly parts are included in the scope of delivery

Assembly parts

Collets	ER11	ER16
Clamping nut	FS653	FS1537

E2

WALTER SELECT

●● Primary application ● Other application

Best tool for ➔ Good = ☺ ➔ Average = 😐 ➔ Poor = ☹ machining conditions

☺ 😐 ☹ / ★ = New addition to the product range

www.isotool.se
Tel. 044 - 24 55 70

Tap quick-change chuck

A320M mm

– With elastic length compensation for compression and extension

Tool

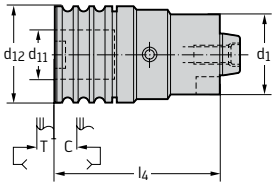

Modular NCT adaptor

Designation	d_1	d_{11} mm	d_{12} mm	l_4 mm	C mm	T mm	Insert size	For taps	kg
A320M.0.40.110.19	NCT 40	19	36	110	7,5	7,5	1	M4-M12	0,91
A320M.0.50.136.31	NCT 50	31	53	136	12,5	12,5	3	M8-M20	1,82
A320M.0.63.180.48	NCT 63	48	78	180	20	20	4	M14-M33	4,23
A320M.0.63.196.60	NCT 63	60	96	196	22,5	22,5	5	M22-M48	6,36

An A330/A331 quick-change collet is required for every chuck – see „Assembly parts and accessories“

E2

WALTER SELECT

●● Primary application ● Other application

Best tool for ➔ Good = ☺ ➔ Average = 😐 ➔ Poor = ☹ machining conditions

New addition to the product range = ☺ 😐 ☹ / ★

www.isotool.se
Tel. 044 - 24 55 70

Synchronous thread cutting adaptor

AB035-N mm

– Integrated minimum compensation in axial and radial directions

Tool

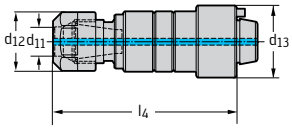

Modular NCT adaptor

Designation	d_1	d_{11}	d_{12} mm	l_4 mm	Collets	kg
AB035-N40-ER20-105	NCT 40	4-10	33,7	105,2	ER20	0,66
AB035-N50-ER25-125	NCT 50	8-16	42	125,1	ER25	1,18

If collet chucks are used for the internal coolant supply, the sealing discs under „Assembly parts and accessories" must be used
The clamping nut can be damaged if the chuck is used without a sealing disc.
For collets, see „Assembly parts and accessories"
Bodies and assembly parts are included in the scope of delivery

Assembly parts

	Collets	ER20	ER25
	Clamping nut for internal coolant supply	FS1359	FS1449

Accessories

	Collets	ER20	ER25
	Tensioning key	FS2553	FS1544

E2

WALTER SELECT

●● Primary application ● Other application

Best tool for ➔ Good = ☺ ➔ Average = 😐 ➔ Poor = ☹ machining conditions

☺ 😐 ☹ / ★ = New addition to the product range

www.isotool.se
Tel. 044 - 24 55 70

Reduction adaptor

AK521 / AK522 mm

– For ScrewFit front pieces

Tool

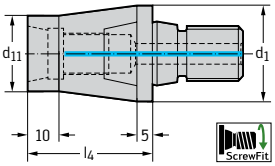

ScrewFit

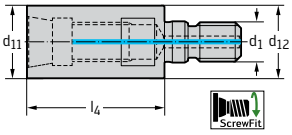

Cylindrical modular

Designation	d_1	d_{11}	d_{12} mm	l_4 mm	kg
AK521.T14.25.T09	T14	T09		25	0,04
AK521.T18.30.T14	T18	T14		30	0,06
AK521.T22.35.T18	T22	T18		35	0,09
AK521.T28.40.T22	T28	T22		40	0,17
AK521.T36.45.T28	T36	T28		45	0,03
AK521.T45.50.T36	T45	T36		50	0,46
AK522.TC10.35.T18	M10	T18	18,5	35	0,06
AK522.TC12.40.T22	M12	T22	22	40	0,11
AK522.TC16.40.T28	M16	T28	28	40	0,17
AK522.TC08.30.T14	M8	T14	14,5	30	0,05

AK522: For converting cylindrical cut-off area to Walter cut-off area
For the tightening torques of screw on front pieces, see „Rotating adaptors/Assembly parts and accessories“

E2

WALTER SELECT

●● Primary application ● Other application
Best tool for ➔ Good = ☺ ➔ Average = 😐 ➔ Poor = ☹ machining conditions

New addition to the product range = ☺ 😐 ☹ / ★

www.isotool.se
Tel. 044 - 24 55 70

DIN 1835 A adaptor

AK510 / A510 mm

– For ScrewFit front pieces

Tool

Designation	d_1	d_{11}	l_1 mm	l_4 mm	l_{16} mm	kg
AK510.Z10.T09.030	10	T09	70	30	10	0,05
AK510.Z10.T09.060	10	T09	100	60	20	0,06
AK510.Z12.T09.060	12	T09	105	60	20	0,09
AK510.Z16.T09.090	16	T09	140	90	20	0,18
AK510.Z16.T14.050	16	T14	100	50	45	0,14
AK510.Z16.T14.110	16	T14	160	110	45	0,22
AK510.Z20.T18.068	20	T18	120	68	50	0,25
AK510.Z20.T18.128	20	T18	180	128	50	0,38
AK510.Z25.T22.072	25	T22	130	72	55	0,42
AK510.Z25.T22.142	25	T22	200	142	55	0,65
AK510.Z40.T36.130	40	T36	200	130	60	1,72
AK510.Z40.T36.230	40	T36	300	230	100	2,56

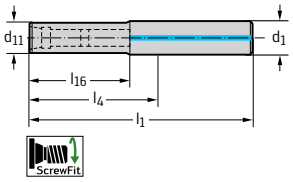

Cylindrical shank

AK510.Z20.T14.108	20	T14	160	108	52	0,32
AK510.Z25.T18.122	25	T18	180	122	62	0,56
AK510.Z32.T18.178	32	T18	240	178	128	1,14
AK510.Z32.T22.138	32	T22	200	138	95	0,96
AK510.Z32.T28.138	32	T28	200	138	40	1,06
AK510.Z40.T28.228	40	T28	300	228	115	2,47

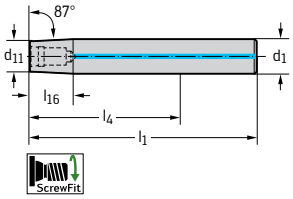

Cylindrical shank

AK510.Z25.T28.072	25	T28	130	72	55	0,46
AK510.Z25.T28.142	25	T28	200	142	55	0,7
AK510.Z32.T36.090	32	T36	150	90	60	0,86
AK510.Z32.T36.140	32	T36	200	140	60	1,19
AK510.Z40.T45.080	40	T45	150	80	60	1,47
AK510.Z40.T45.230	40	T45	300	230	100	2,87

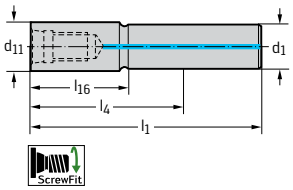

Cylindrical shank

A510.Z10.T09.070-CS	10	T09	120	70	29	0,13
A510.Z20.T18.070-CS	20	T18	120	70	45	0,44
A510.Z20.T18.123-CS	20	T18	175	123	45	0,69
A510.Z25.T18.277-CS	25	T18	335	277	45	2,2
A510.Z25.T22.070-CS	25	T22	130	70	55	0,69
A510.Z25.T22.122-CS	25	T22	180	122	55	1,04
A510.Z25.T22.282-CS	25	T22	340	282	55	2,22
A510.Z32.T28.283-CS	32	T28	345	283	60	3,65

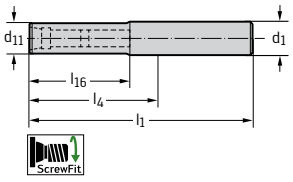

Cylindrical shank

A510.Z12.T09.120-CS	12	T09	170	120	32	0,26
A510.Z16.T14.070-CS	16	T14	120	70	38	0,29
A510.Z16.T14.120-CS	16	T14	170	120	37	0,45

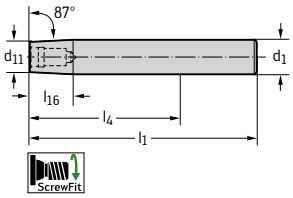

Cylindrical shank

For the tightening torques of screw on front pieces, see „Rotating adaptors/Assembly parts and accessories"

E 2

WALTER SELECT

●● Primary application ● Other application

Best tool for → Good = ☺ → Average = 😐 → Poor = ☹ machining conditions

☺ 😐 ☹ / ★ = New addition to the product range

www.isotool.se
Tel. 044 - 24 55 70

Tool

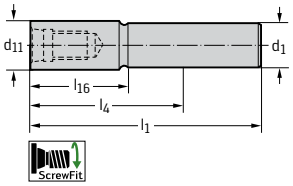

Cylindrical shank

Designation	d_1	d_{11}	l_1 mm	l_4 mm	l_{16} mm	kg
A510.Z25.T28.070-CS	25	T28	130	70	55	0,79
A510.Z25.T28.127-CS	25	T28	185	127	60	1,18

For the tightening torques of screw on front pieces, see „Rotating adaptors/Assembly parts and accessories“

E2

www.isotool.se
Tel. 044 - 24 55 70

DIN 1835 A adaptor

AK512 mm

– For ScrewFit front pieces
– Steel shank with solid carbide core

Tool	Designation	d_1	d_{11}	l_1 mm	l_4 mm	l_{16} mm	kg
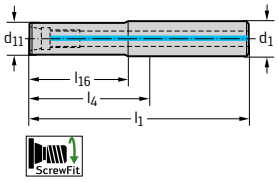 Cylindrical shank	AK512.Z20.T18.123	20	T18	175	123	45	0,47
	AK512.Z25.T22.122	25	T22	180	122	55	0,79
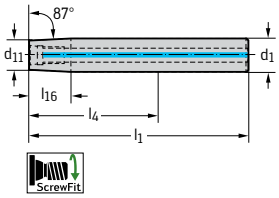 Cylindrical shank	AK512.Z16.T14.120	16	T14	170	120	37	0,3
	AK512.Z32.T28.283	32	T28	345	283	60	2,58
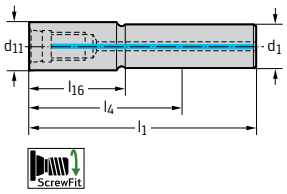 Cylindrical shank	AK512.Z25.T28.127	25	T28	185	127	60	0,91

For the tightening torques of screw on front pieces, see „Rotating adaptors/Assembly parts and accessories"

E2

WALTER SELECT

●● Primary application ● Other application
Best tool for → Good = ☺ → Average = 😐 → Poor = ☹ machining conditions

☺ 😐 ☹ / ★ = New addition to the product range

www.isotool.se
Tel. 044 - 24 55 70

DIN 1835 A adaptor

AK510 inch

– For ScrewFit front pieces

Tool

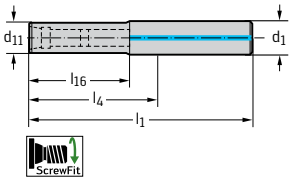

Cylindrical shank

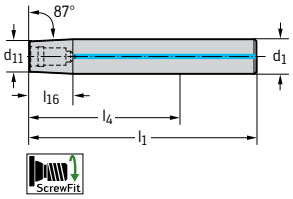

Cylindrical shank

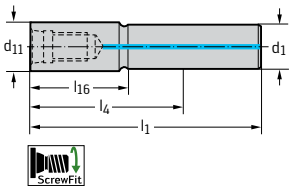

Cylindrical shank

Designation	d_1	d_{11}	l_1 inch	l_4 inch	l_{16} inch	lbs
AK510.UZ13.T09.060	1	T09	4,134	2,362	0,787	0,212
AK510.UZ15.T09.090	1	T09	5,512	3,543	1,575	0,384
AK510.UZ15.T14.050	1	T14	3,937	1,969	1,772	0,287
AK510.UZ15.T14.110	1	T14	6,299	4,331	1,772	0,445
AK510.UZ19.T18.128	1	T18	7,087	5,039	1,969	0,701
AK510.UZ26.T22.142	1	T22	7,874	5,591	2,165	1,444
AK510.UZ26.T28.072	1	T28	5,118	2,835	2,165	0,794
AK510.UZ38.T36.130	2	T36	7,874	5,118	2,362	3,219
AK510.UZ19.T14.108	1	T14	6,299	4,252	2,047	0,750
AK510.UZ19.T18.068	1	T18	4,724	2,677	1,969	0,478
AK510.UZ26.T22.072	1	T22	5,118	2,835	2,165	0,882
AK510.UZ26.T28.142	1	T28	7,874	5,591	2,165	1,323
AK510.UZ31.T36.090	1	T36	5,906	3,543	2,362	1,808
AK510.UZ31.T36.140	1	T36	7,874	5,512	2,362	2,469
AK510.UZ31.T28.138	1	T28	7,874	5,433	2,362	2,379
AK510.UZ38.T45.080	2	T45	5,906	3,150	2,362	2,954

For the tightening torques of screw on front pieces, see „Rotating adaptors/Assembly parts and accessories“

E2

WALTER SELECT

●● Primary application ● Other application

Best tool for ➔ Good = ☺ ➔ Average = 😐 ➔ Poor = ☹ machining conditions

New addition to the product range = ☺ 😐 ☹ / ★

www.isotool.se
Tel. 044 - 24 55 70

NCT adaptor

AK520 mm

– For ScrewFit front pieces

Tool

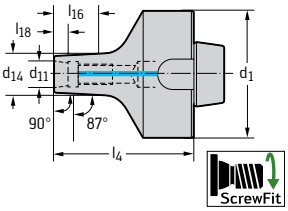

Modular NCT adaptor

Designation	d_1	d_{11}	d_{14} mm	l_4 mm	l_{16} mm	l_{18} mm	kg
AK520.N50.T18.060CO	NCT 50	T18	18,5	60	24	10	0,46
AK520.N50.T22.065CO	NCT 50	T22	22	65	33	10	0,49
AK520.N63.T22.065CO	NCT 63	T22	22	65	30	10	0,73
AK520.N63.T28.085CO	NCT 63	T28	28	85	48	10	0,88
AK520.N63.T45.080CO	NCT 63	T45	45	80	58	10	1,2
AK520.N80.T36.070CO	NCT 80	T36	36	70	48	10	1,16

...CO = Interface is manufactured to be cutting edge-oriented. For the use of B4030.T and B3230.T.
For the tightening torques of screw on front pieces, see „Rotating adaptors/Assembly parts and accessories“

E2

WALTER SELECT

●● Primary application ● Other application

Best tool for ➔ Good = ☺ ➔ Average = 😐 ➔ Poor = ☹ machining conditions

☺ 😐 ☹ / ★ = New addition to the product range

www.isotool.se
Tel. 044 - 24 55 70

DIN 69893-1 A adaptor

AK530 mm

– For ScrewFit front pieces

Tool

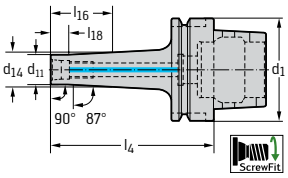

HSK DIN 69893-1 A

Designation	d_1	d_{11}	d_{14} mm	l_4 mm	l_{16} mm	l_{18} mm	kg
AK530.H63A.T14.045	HSK-A63	T14	14,5	45	11	10	0,7
AK530.H63A.T14.070	HSK-A63	T14	14,5	70	24	10	0,74
AK530.H63A.T14.095	HSK-A63	T14	14,5	95	24	10	0,74
AK530.H63A.T18.050CO	HSK-A63	T18	18,5	50	16	10	0,72
AK530.H63A.T18.075	HSK-A63	T18	18,5	75	24	10	0,78
AK530.H63A.T18.100	HSK-A63	T18	18,5	100	24	10	0,88
AK530.H63A.T18.125	HSK-A63	T18	18,5	125	24	10	0,94
AK530.H63A.T18.150	HSK-A63	T18	18,5	150	24	10	1,09
AK530.H63A.T22.060CO	HSK-A63	T22	22	60	26	10	0,77
AK530.H63A.T22.085	HSK-A63	T22	22	85	38	10	0,86
AK530.H63A.T22.110	HSK-A63	T22	22	110	38	10	0,99
AK530.H63A.T22.135	HSK-A63	T22	22	135	38	10	1,13
AK530.H63A.T22.160	HSK-A63	T22	22	160	38	10	1,29
AK530.H63A.T28.065CO	HSK-A63	T28	28	65	31	10	0,83
AK530.H63A.T28.090	HSK-A63	T28	28	90	48	10	0,99
AK530.H63A.T28.115	HSK-A63	T28	28	115	48	10	1,18
AK530.H63A.T28.140	HSK-A63	T28	28	140	48	10	1,37
AK530.H63A.T28.165	HSK-A63	T28	28	165	48	10	1,62
AK530.H63A.T36.065CO	HSK-A63	T36	36	65	33	10	0,86
AK530.H63A.T36.090	HSK-A63	T36	36	90	48	10	1,1
AK530.H63A.T36.115	HSK-A63	T36	36	115	48	10	1,43
AK530.H63A.T45.065CO	HSK-A63	T45	45	65	36	10	1,08
AK530.H63A.T45.090	HSK-A63	T45	45	90	57	10	1,44

Balance class: G6.3 where n = 25,000 rpm
...CO = Interface is manufactured to be cutting edge-oriented. For the use of B4030.T and B3230.T.
For accessories for HSK, see „Assembly parts and accessories"
For the tightening torques of screw on front pieces, see „Rotating adaptors/Assembly parts and accessories"

Accessories

	d_1	HSK-A63
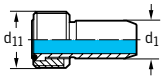	Coolant transfer	FS1064
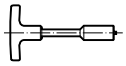	Keys	FS952

E2

WALTER SELECT

●● Primary application ● Other application
Best tool for ➔ Good = ☺ ➔ Average = 😐 ➔ Poor = ☹ machining conditions

New addition to the product range = ☺ 😐 ☹ / ★

www.isotool.se
Tel. 044 - 24 55 70

DIN 69893-1 A adaptor

AK530 mm

– For ScrewFit front pieces

Tool

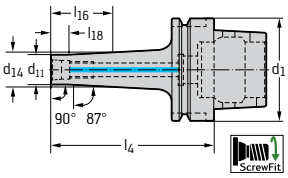

HSK DIN 69893-1 A

Designation	d_1	d_{11}	d_{14} mm	l_4 mm	l_{16} mm	l_{18} mm	kg
AK530.H100A.T14.055	HSK-A100	T14	14,5	55	14,9	10	2,09
AK530.H100A.T18.055	HSK-A100	T18	18,5	55	18,9	10	2,2
AK530.H100A.T22.055CO	HSK-A100	T22	22	55	16	10	2,13
AK530.H100A.T22.100	HSK-A100	T22	22	100	38	10	2,2
AK530.H100A.T22.150	HSK-A100	T22	22	150	38	10	2,63
AK530.H100A.T22.200	HSK-A100	T22	22	200	38	10	2,97
AK530.H100A.T28.060CO	HSK-A100	T28	28	60	23	10	2,17
AK530.H100A.T28.110	HSK-A100	T28	28	110	48	10	2,37
AK530.H100A.T28.160	HSK-A100	T28	28	160	48	10	2,91
AK530.H100A.T28.210	HSK-A100	T28	28	210	48	10	3,32
AK530.H100A.T28.260	HSK-A100	T28	28	260	48	10	4,17
AK530.H100A.T36.070CO	HSK-A100	T36	36	70	33	10	2,33
AK530.H100A.T36.120	HSK-A100	T36	36	120	48	10	2,72
AK530.H100A.T36.170	HSK-A100	T36	36	170	48	10	3,53
AK530.H100A.T36.220	HSK-A100	T36	36	220	48	10	4,32
AK530.H100A.T36.270	HSK-A100	T36	36	270	48	10	5,29
AK530.H100A.T45.070CO	HSK-A100	T45	45	70	33	10	2,41
AK530.H100A.T45.120	HSK-A100	T45	45	120	57	10	3,28
AK530.H100A.T45.170	HSK-A100	T45	45	170	57	10	4,25
AK530.H100A.T45.220	HSK-A100	T45	45	220	57	10	5,35

Balance class: G6.3 where n = 16,000 rpm
...CO = Interface is manufactured to be cutting edge-oriented. For the use of B4030.T and B3230.T.
For accessories for HSK, see „Assembly parts and accessories"
For the tightening torques of screw on front pieces, see „Rotating adaptors/Assembly parts and accessories"

Accessories

	d_1	HSK-A100
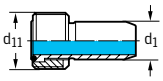	Coolant transfer	FS1065
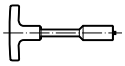	Keys	FS953

E2

WALTER SELECT

●● Primary application ● Other application

Best tool for → Good = ☺ → Average = 😐 → Poor = ☹ machining conditions

☺ 😐 ☹ / ★ = New addition to the product range

www.isotool.se
Tel. 044 - 24 55 70

DIN 69893-1 A adaptor

AK531 mm

– Cutting edge-oriented (CO)
– For ScrewFit front pieces

Tool

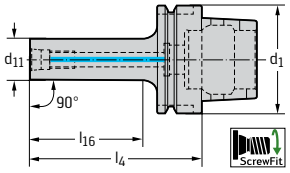

HSK DIN 69893-1 A

Designation	d_1	d_{11}	l_4 mm	l_{16} mm	kg
AK531.H100A.T22.100CO	HSK-A100	T22	100	56	2,26
AK531.H100A.T28.110CO	HSK-A100	T28	110	71	2,38
AK531.H100A.T36.120CO	HSK-A100	T36	120	81	2,66
AK531.H100A.T45.170CO	HSK-A100	T45	170	136	3,69
AK531.H63A.T18.075CO	HSK-A63	T18	75	41	0,71
AK531.H63A.T22.110CO	HSK-A63	T22	110	76	0,9
AK531.H63A.T28.115CO	HSK-A63	T28	115	81	0,98
AK531.H63A.T36.115CO	HSK-A63	T36	115	81	1,27
AK531.H63A.T45.090CO	HSK-A63	T45	90	59	1,37

HSK-A63: Balance class G6.3 where n = 25,000 rpm; HSK-A100: Balance class G6.3 where n = 16,000 rpm;
...CO = Interface is manufactured to be cutting edge-oriented. For the use of B4030.T and B3230.T.
For accessories for HSK, see „Assembly parts and accessories"
For the tightening torques of screw on front pieces, see „Rotating adaptors/Assembly parts and accessories"

Accessories

	d_1	HSK-A100	HSK-A63
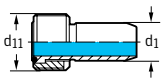	Coolant transfer	FS1065	FS1064
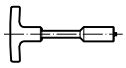	Keys	FS953	FS952

E2

WALTER SELECT

●● Primary application ● Other application
Best tool for ➔ Good = ☺ ➔ Average = 😐 ➔ Poor = ☹ machining conditions

New addition to the product range = ☺ 😐 ☹ / ★

www.isotool.se
Tel. 044 - 24 55 70

DIN 69871 AD/B adaptor

AK540 mm

– For ScrewFit front pieces

Tool

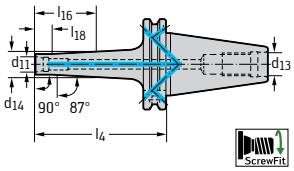

SK DIN 69871 AD/B

Designation	d_1	d_{11}	d_{14} mm	l_4 mm	l_{16} mm	l_{18} mm	d_{13}	kg
AK540.S40.T14.045	SK40	T14	14,5	45	16	10	M16	0,8
AK540.S40.T14.070	SK40	T14	14,5	70	24	10	M16	0,91
AK540.S40.T14.095	SK40	T14	14,5	95	24	10	M16	0,96
AK540.S40.T18.040CO	SK40	T18	18,5	40	16	10	M16	0,86
AK540.S40.T18.050CO	SK40	T18	18,5	50	28	10	M16	0,88
AK540.S40.T18.075	SK40	T18	18,5	75	24	10	M16	0,95
AK540.S40.T18.100	SK40	T18	18,5	100	24	10	M16	1,03
AK540.S40.T18.125	SK40	T18	18,5	125	24	10	M16	1,14
AK540.S40.T18.150	SK40	T18	18,5	150	24	10	M16	1,31
AK540.S40.T22.040CO	SK40	T22	22	40	16	10	M16	0,81
AK540.S40.T22.060CO	SK40	T22	22	60	39	10	M16	0,93
AK540.S40.T22.085	SK40	T22	22	85	38	10	M16	1
AK540.S40.T22.110	SK40	T22	22	110	38	10	M16	1,14
AK540.S40.T22.135	SK40	T22	22	135	38	10	M16	1,22
AK540.S40.T22.160	SK40	T22	22	160	38	10	M16	1,49
AK540.S40.T28.040CO	SK40	T28	28	40		17	M16	0,87
AK540.S40.T28.065	SK40	T28	28	65	42	10	M16	1,01
AK540.S40.T28.090	SK40	T28	28	90	48	10	M16	1,15
AK540.S40.T28.115	SK40	T28	28	115	48	10	M16	1,31
AK540.S40.T28.140	SK40	T28	28	140	48	10	M16	1,55
AK540.S40.T28.165	SK40	T28	28	165	48	10	M16	1,77
AK540.S40.T36.040CO	SK40	T36	36	40		17	M16	0,89
AK540.S40.T36.065	SK40	T36	36	65	42	10	M16	1,12
AK540.S40.T36.090	SK40	T36	36	90	48	10	M16	1,37
AK540.S40.T36.115	SK40	T36	36	115	48	10	M16	1,66
AK540.S40.T45.040CO	SK40	T45	45	40		17	M16	0,99
AK540.S40.T45.065	SK40	T45	45	65	42	42	M16	1,29

Form AD is delivered. To convert to Form B, remove both threaded plugs.
...CO = Interface is manufactured to be cutting edge-oriented. For the use of B4030.T and B3230.T.
For the tightening torques of screw on front pieces, see „Rotating adaptors/Assembly parts and accessories“
For pull studs for steep tapers, see „Assembly parts and accessories/Steel taper pull studs“
Bodies and assembly parts are included in the scope of delivery

Assembly parts

d_1	SK40
DIN 913 threaded plug	M04X005 DIN913 (SW 2)

E2

WALTER SELECT

●● Primary application ● Other application
Best tool for → Good = ☺ → Average = 😐 → Poor = ☹ machining conditions

☺ 😐 ☹ / ★ = New addition to the product range

www.isotool.se
Tel. 044 - 24 55 70

ASME B5.50 CAT 40 adaptor

AK540 inch

– For ScrewFit front pieces

Tool

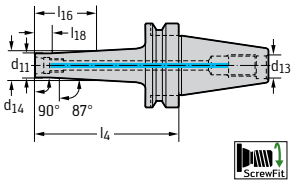

ASME B 5.50

Designation	d_1	d_{11}	d_{14} inch	l_4 inch	l_{16} inch	l_{18} inch	d_{13}	lbs
AK540.US40.T14.045	CAT40	T14	1,752	1,772	0,394	0,394	5/8"-11	2,116
AK540.US40.T18.050-CO	CAT40	T18	0,728	1,969	0,394	0,472	5/8"-11	2,302
AK540.US40.T22.060-CO	CAT40	T22	0,866	2,362	0,394	0,945	5/8"-11	1,984
AK540.US40.T22.085	CAT40	T22	0,866	3,346	0,394	1,496	5/8"-11	2,469
AK540.US40.T22.160	CAT40	T22	0,866	6,299	0,394	1,496	5/8"-11	3,483
AK540.US40.T28.040-CO	CAT40	T28	1,752	1,575	0,004	0,197	5/8"-11	2,191
AK540.US40.T28.065	CAT40	T28	1,102	2,559	0,394	1,142	5/8"-11	2,524
AK540.US40.T28.090	CAT40	T28	1,102	3,543	0,394	1,890	5/8"-11	1,631
AK540.US40.T28.140	CAT40	T28	1,102	5,512	0,394	1,890	5/8"-11	3,131
AK540.US40.T28.165	CAT40	T28	1,102	6,496	0,394	1,890	5/8"-11	3,616
AK540.US40.T36.040-CO	CAT40	T36	1,752	1,575	0,004	0,197	5/8"-11	1,896
AK540.US40.T36.065	CAT40	T36	1,417	2,559	0,394	1,181	5/8"-11	1,94
AK540.US40.T36.090	CAT40	T36	1,417	3,543	0,394	1,890	5/8"-11	2,954
AK540.US40.T36.115	CAT40	T36	1,417	4,528	0,394	1,890	5/8"-11	3,527
AK540.US40.T45.040-CO	CAT40	T45		1,575	0,004	0,787	5/8"-11	1,94
AK540.US40.T45.090	CAT40	T45	1,969	3,543	0,394	2,756	5/8"-11	3,395

For the tightening torques of srew on milling cutter heads, see „Rotating adaptors/Assembly parts and accessories"
For pull studs for steep tapers, see „Assembly parts and accessories/Steel taper pull studs"

E2

WALTER SELECT

●● Primary application ● Other application

Best tool for ➔ Good = ☺ ➔ Average = 😐 ➔ Poor = ☹ machining conditions

New addition to the product range = ☺ 😐 ☹ / ★

www.isotool.se
Tel. 044 - 24 55 70

DIN 69871 AD/B adaptor

AK540 mm

– For ScrewFit front pieces

Tool

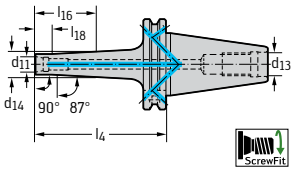

SK DIN 69871 AD/B

Designation	d_1	d_{11}	l_4 mm	l_{16} mm	l_{18} mm	d_{13}	kg
AK540.S50.T22.050CO	SK50	T22	50	29	10	M24	2,73
AK540.S50.T22.100	SK50	T22	100	38	10	M24	2,92
AK540.S50.T22.150	SK50	T22	150	38	10	M24	3,24
AK540.S50.T22.200	SK50	T22	200	38	10	M24	3,67
AK540.S50.T28.050CO	SK50	T28	50	30	10	M24	2,83
AK540.S50.T28.100	SK50	T28	100	48	10	M24	3,08
AK540.S50.T28.150	SK50	T28	150	48	10	M24	3,32
AK540.S50.T28.200	SK50	T28	200	48	10	M24	3,88
AK540.S50.T28.250	SK50	T28	250	48	10	M24	5
AK540.S50.T36.050CO	SK50	T36	50	30	10	M24	2,88
AK540.S50.T36.100	SK50	T36	100	48	10	M24	3,3
AK540.S50.T36.150	SK50	T36	150	48	10	M24	3,79
AK540.S50.T36.200	SK50	T36	200	48	10	M24	4,8
AK540.S50.T36.250	SK50	T36	250	48	10	M24	5,83
AK540.S50.T45.050CO	SK50	T45	50	27	10	M24	3,04
AK540.S50.T45.100	SK50	T45	100	57	10	M24	3,7
AK540.S50.T45.150	SK50	T45	150	57	10	M24	4,62
AK540.S50.T45.200	SK50	T45	200	57	10	M24	5,78
AK540.S50.T45.250	SK50	T45	250	57	10	M24	7,1

Form AD is delivered. To convert to Form B, remove both threaded plugs.
...CO = Interface is manufactured to be cutting edge-oriented. For the use of B4030.T and B3230.T.
For the tightening torques of screw on front pieces, see „Rotating adaptors/Assembly parts and accessories"
For pull studs for steep tapers, see „Assembly parts and accessories/Steel taper pull studs"
Bodies and assembly parts are included in the scope of delivery

Assembly parts

d_1	SK50
DIN 913 threaded plug	M06X006 ISO 4026 (SW 3)

E2

WALTER SELECT

●● Primary application ● Other application
Best tool for → Good = ☺ → Average = 😐 → Poor = ☹ machining conditions

☺ 😐 ☹ / ★ = New addition to the product range

www.isotool.se
Tel. 044 - 24 55 70

ASME B5.50 CAT 50 adaptor

AK540 inch

– For ScrewFit front pieces

Tool

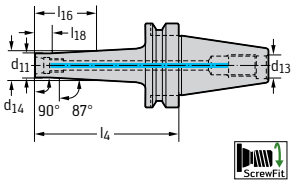

ASME B 5.50

Designation	d_1	d_{11}	d_{14} inch	l_4 inch	l_{16} inch	l_{18} inch	d_{13}	lbs
AK540.US50.T22.050-CO	CAT50	T22	0,866	1,969	0,394	0,512	1"-8	7,161
AK540.US50.T22.100	CAT50	T22	0,866	3,937	0,394	1,496	1"-8	6,437
AK540.US50.T22.200	CAT50	T22	0,866	7,874	0,394	1,496	1"-8	8,774
AK540.US50.T28.050-CO	CAT50	T28	1,102	1,969	0,394	0,551	1"-8	7,176
AK540.US50.T28.100	CAT50	T28	1,102	3,937	0,394	1,890	1"-8	7,143
AK540.US50.T28.150	CAT50	T28	1,102	5,906	0,394	1,890	1"-8	8,378
AK540.US50.T28.200	CAT50	T28	1,102	7,874	0,394	1,890	1"-8	9,789
AK540.US50.T28.250	CAT50	T28	1,102	9,843	0,394	1,890	1"-8	11,023
AK540.US50.T36.050-CO	CAT50	T36	1,417	1,969	0,004	0,551	1"-8	7,055
AK540.US50.T36.100	CAT50	T36	1,417	3,937	0,394	1,890	1"-8	8,135
AK540.US50.T36.150	CAT50	T36	1,417	5,906	0,394	1,890	1"-8	9,304
AK540.US50.T36.200	CAT50	T36	1,417	7,874	0,394	1,890	1"-8	10,803
AK540.US50.T36.250	CAT50	T36	1,417	9,843	0,394	1,890	1"-8	12,787
AK540.US50.T45.050-CO	CAT50	T45	1,772	1,969	0,004	0,551	1"-8	7,249
AK540.US50.T45.100	CAT50	T45	1,772	3,937	0,394	2,244	1"-8	8,512
AK540.US50.T45.150	CAT50	T45	1,772	5,906	0,394	2,244	1"-8	10,049
AK540.US50.T45.200	CAT50	T45	1,772	7,874	0,394	2,244	1"-8	13,007

For the tightening torques of srew on milling cutter heads, see „Rotating adaptors/Assembly parts and accessories"
For pull studs for steep tapers, see „Assembly parts and accessories/Steel taper pull studs"

E2

WALTER SELECT

●● Primary application ● Other application
Best tool for ➔ Good = ☺ ➔ Average = 😐 ➔ Poor = ☹ machining conditions

New addition to the product range = ☺ 😐 ☹ / ★

www.isotool.se
Tel. 044 - 24 55 70

DIN 69871 AD/B adaptor

AK541 mm

– Cutting edge-oriented (CO)

Tool

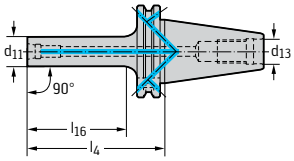

SK DIN 69871 AD/B

Designation	d_1	d_{11}	l_4 mm	l_{16} mm	d_{13}	kg
AK541.S40.T18.075CO	SK40	T18	75	55,9	M16	0,94
AK541.S40.T22.110CO	SK40	T22	110	90,9	M16	1,08
AK541.S40.T28.115CO	SK40	T28	115	95,9	M16	1,22
AK541.S40.T36.115CO	SK40	T36	115	95,9	M16	1,49
AK541.S50.T22.100CO	SK50	T22	100	80,9	M24	2,88
AK541.S50.T28.100CO	SK50	T28	100	80,9	M24	2,97
AK541.S50.T36.150CO	SK50	T36	150	130,9	M24	3,58
AK541.S50.T45.200CO	SK50	T45	200	180,9	M24	4,92

Form AD is delivered. To convert to Form B, remove both threaded plugs.
Balance class: G6.3 where n = 25,000 rpm
...CO = Interface is manufactured to be cutting edge-oriented. For the use of B4030.T and B3230.T.
For the tightening torques of screw on front pieces, see „Rotating adaptors/Assembly parts and accessories“
For pull studs for steep tapers, see „Assembly parts and accessories/Steel taper pull studs“
Bodies and assembly parts are included in the scope of delivery

Assembly parts

d_1	SK40	SK50
DIN 913 threaded plug	M04X005 DIN913 (SW 2)	M06X006 ISO 4026 (SW 3)

E2

WALTER SELECT

●● Primary application ● Other application
Best tool for → Good = ☺ → Average = 😐 → Poor = ☹ machining conditions

☺ 😐 ☹ / ★ = New addition to the product range

www.isotool.se
Tel. 044 - 24 55 70

ASME B5.50 CAT 40 adaptor

AK541 inch

– For ScrewFit front pieces

Tool

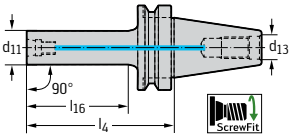

ASME B 5.50

Designation	d_1	d_{11}	l_4 inch	l_{16} inch	d_{13}	lbs
AK541.US4.T18.075CO	CAT40	T18	2,953	2,161	5/8"-11	2,116
AK541.US4.T22.110CO	CAT40	T22	4,331	3,539	5/8"-11	2,381
AK541.US4.T28.115CO	CAT40	T28	4,528	3,736	5/8"-11	3,031
AK541.US4.T36.115CO	CAT40	T36	4,528	3,736	5/8"-11	3,086
AK541.US5.T22.100CO	CAT50	T22	3,937	3,146	1"-8	7,143
AK541.US5.T28.100CO	CAT50	T28	3,937	3,146	1"-8	7,319
AK541.US5.T36.150CO	CAT50	T36	5,906	5,114	1"-8	9,083
AK541.US5.T45.200CO	CAT50	T45	7,874	7,083	1"-8	11,023

...CO = Interface is manufactured to be cutting edge-oriented. For the use of B4030.T and B3230.T.
For the tightening torques of screw on front pieces, see „Rotating adaptors/Assembly parts and accessories"
For pull studs for steep tapers, see „Assembly parts and accessories/Steel taper pull studs"

E2

WALTER SELECT

●● Primary application ● Other application

Best tool for ➔ Good = ☺ ➔ Average = 😐 ➔ Poor = ☹ machining conditions

New addition to the product range = ☺ 😐 ☹ / ★

www.isotool.se
Tel. 044 - 24 55 70

MAS-BT JIS B 6339 adaptor

AK540 mm

Tool

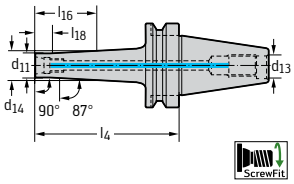

JIS B 6339

Designation	d_1	d_{11}	d_{14} mm	l_4 mm	l_{16} mm	l_{18} mm	d_{13}	kg
AK540.BT40.T09.050	BT40	T09	9,7	50	10	17	M16	1,04
AK540.BT40.T14.055	BT40	T14	14,5	55	10	22	M16	1,06
AK540.BT40.T14.080	BT40	T14	14,5	80	10	24	M16	1,09
AK540.BT40.T18.060CO	BT40	T18	18,5	60	10	24	M16	1,07
AK540.BT40.T18.085	BT40	T18	18,5	85	10	24	M16	1,13
AK540.BT40.T18.110	BT40	T18	18,5	110	10	24	M16	1,22
AK540.BT40.T22.050CO	BT40	T22	22	50	10	17	M16	1,03
AK540.BT40.T22.070CO	BT40	T22	22	70	10	37	M16	1,12
AK540.BT40.T22.095	BT40	T22	22	95	10	38	M16	1,21
AK540.BT40.T22.120	BT40	T22	22	120	10	38	M16	1,33
AK540.BT40.T22.170	BT40	T22	22	170	10	38	M16	1,69
AK540.BT40.T28.050CO	BT40	T28	28	50	10	17	M16	1,07
AK540.BT40.T28.075	BT40	T28	28	75	10	42	M16	0,94
AK540.BT40.T28.100	BT40	T28	28	100	10	48	M16	1,33
AK540.BT40.T28.125	BT40	T28	28	125	10	48	M16	1,42
AK540.BT40.T28.150	BT40	T28	28	150	10	48	M16	1,73
AK540.BT40.T36.075CO	BT40	T36	36	75	10	42	M16	1,29
AK540.BT40.T36.100	BT40	T36	36	100	10	48	M16	1,53
AK540.BT40.T36.125	BT40	T36	36	125	10	48	M16	1,8
AK540.BT40.T45.075CO	BT40	T45	45	75	10	42	M16	1,52
AK540.BT40.T45.100	BT40	T45	45	100	10	57	M16	1,87

...CO = Interface is manufactured to be cutting edge-oriented. For the use of B4030.T and B3230.T.
For the tightening torques of screw on front pieces, see „Rotating adaptors/Assembly parts and accessories“
For pull studs for steep tapers, see „Assembly parts and accessories/Steel taper pull studs“

E2

www.isotool.se
Tel. 044 - 24 55 70

MAS-BT JIS B 6339 adaptor

AK540 mm

Tool

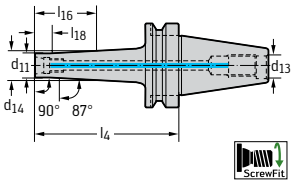

JIS B 6339

Designation	d_1	d_{11}	d_{14} mm	l_4 mm	l_{16} mm	l_{18} mm	d_{13}	kg
AK540.BT50.T22.070CO	BT50	T22	22	70	10	26	M24	3,74
AK540.BT50.T22.120	BT50	T22	22	120	10	82	M24	3,79
AK540.BT50.T22.170	BT50	T22	22	170	10	132	M24	4,26
AK540.BT50.T28.070CO	BT50	T28	28	70	10	26	M24	3,1
AK540.BT50.T28.120	BT50	T28	28	120	10	82	M24	3,85
AK540.BT50.T28.170	BT50	T28	28	170	10	132	M24	4,44
AK540.BT50.T28.220	BT50	T28	28	220	10	182	M24	5,05
AK540.BT50.T36.070CO	BT50	T36	36	70	10	26	M24	3,91
AK540.BT50.T36.120	BT50	T36	36	120	10	82	M24	4,14
AK540.BT50.T36.170	BT50	T36	36	170	10	132	M24	4,9
AK540.BT50.T36.220	BT50	T36	36	220	10	182	M24	5,73
AK540.BT50.T36.270	BT50	T36	36	270	10	232	M24	6,86
AK540.BT50.T45.070CO	BT50	T45	45	70	10	26	M24	4,01
AK540.BT50.T45.220	BT50	T45	45	220	10	182	M24	6,79

...CO = Interface is manufactured to be cutting edge-oriented. For the use of B4030.T and B3230.T.
For the tightening torques of screw on front pieces, see „Rotating adaptors/Assembly parts and accessories“
For pull studs for steep tapers, see „Assembly parts and accessories/Steel taper pull studs“

E2

WALTER SELECT

●● Primary application ● Other application

Best tool for ➔ Good = ☺ ➔ Average = 😐 ➔ Poor = ☹ machining conditions

New addition to the product range = ☺ 😐 ☹ / ★

www.isotool.se
Tel. 044 - 24 55 70

MAS-BT JIS B 6339 adaptor

AK541 mm

– Cutting edge-oriented (CO)

Tool

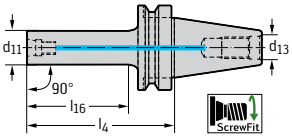

JIS B 6339

Designation	d_1	d_{11}	l_4 mm	l_{16} mm	d_{13}	kg
AK541.BT40.T22.120CO	BT40	T22	120	103	M16	1,25
AK541.BT40.T28.125CO	BT40	T28	125	98	M16	1,41
AK541.BT40.T36.125CO	BT40	T36	125	98	M16	1,66
AK541.BT50.T22.120CO	BT50	T22	120	82	M24	3,92
AK541.BT50.T28.120CO	BT50	T28	120	82	M24	4,03
AK541.BT50.T36.170CO	BT50	T36	170	132	M24	4,6

Balance class: G6.3 where n = 25,000 rpm
...CO = Interface is manufactured to be cutting edge-oriented. For the use of B4030.T and B3230.T.
For pull studs for steep tapers, see „Assembly parts and accessories/Steel taper pull studs“
For the tightening torques of screw on front pieces, see „Rotating adaptors/Assembly parts and accessories“

E2

WALTER SELECT

●● Primary application ● Other application
Best tool for ➔ Good = ☺ ➔ Average = 😐 ➔ Poor = ☹ machining conditions

☺ 😐 ☹ / ★ = New addition to the product range

www.isotool.se
Tel. 044 - 24 55 70

Walter Capto™ adaptor

AK580.C mm

– For ScrewFit front pieces
– ISO 26623

Tool

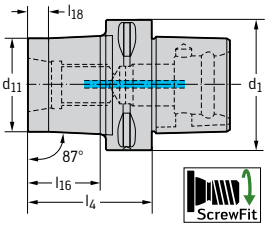

Walter Capto™ in acc. with ISO 26623

Designation	d_1	d_{11}	l_4 mm	l_{16} mm	l_{18} mm	kg
AK580.C3.T14.45CO	C3	T14	45	27	10	0,16
AK580.C3.T18.45CO	C3	T18	45	27	10	0,16
AK580.C3.T22.45CO	C3	T22	45	27	10	0,18
AK580.C3.T28.55CO	C3	T28	55	40	10	0,28
AK580.C4.T14.45CO	C4	T14	45	22	10	0,3
AK580.C4.T18.45CO	C4	T18	45	22	10	0,31
AK580.C4.T22.45CO	C4	T22	45	22	10	0,32
AK580.C4.T28.55CO	C4	T28	55	32	10	0,39
AK580.C4.T36.55CO	C4	T36	55	35	10	0,46
AK580.C4.T45.55CO	C4	T45	55		35	0,6
AK580.C5.T18.45	C5	T18	45	22	10	0,49
AK580.C5.T22.45	C5	T22	45	22	10	0,51
AK580.C5.T28.55	C5	T28	55	32	10	0,58
AK580.C5.T36.55	C5	T36	55	32	10	0,61
AK580.C5.T45.55	C5	T45	55	35	10	0,77
AK580.C6.T14.50	C6	T14	50	25	10	0,84
AK580.C6.T18.50	C6	T18	50	25	10	0,85
AK580.C6.T22.50	C6	T22	50	25	10	0,86
AK580.C6.T28.60	C6	T28	60	35	10	0,93
AK580.C6.T36.60	C6	T36	60	35	10	1,01
AK580.C6.T45.60CO	C6	T45	60	35	10	1,19
AK580.C8.T14.56	C8	T14	56	23	10	1,76
AK580.C8.T18.56	C8	T18	56	23	10	1,77
AK580.C8.T22.56	C8	T22	56	23	10	1,78
AK580.C8.T28.60	C8	T28	60	27	10	1,89
AK580.C8.T36.60	C8	T36	60	27	10	1,87
AK580.C8.T45.60CO	C8	T45	60	27	10	2

For the tightening torques of screw on front pieces, see „Rotating adaptors/Assembly parts and accessories"
…CO = Interface is manufactured to be cutting edge-oriented. For the use of B4030.T and B3230.T.

E2

WALTER SELECT

●● Primary application ● Other application
Best tool for ➔ Good = ☺ ➔ Average = 😐 ➔ Poor = ☹ machining conditions

New addition to the product range = ☺ 😐 ☹ / ★

www.isotool.se
Tel. 044 - 24 55 70

ER collet chucks

AK300.T / AK300.T-IK mm

– For ER collets in accordance with DIN 6499/ISO15488

Tool

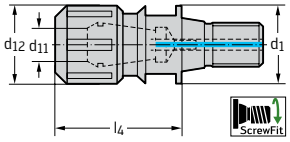

ScrewFit

Designation	d_1	d_{11}	d_{12} mm	l_4 mm	Collets	kg
AK300.T18.030.06	T18	1-6	19	30	ER11	0,06
AK300.T22.040.10	T22	1-10	28	40	ER16	0,12
AK300.T22.030.06	T22	1-6	19	30	ER11	0,08
AK300.T36.050.16	T36	1-16	42	50	ER25	0,38
AK300.T28.045.10	T28	1-10	28	45	ER16	0,18
AK300.T36.055.16	T36	1-16	42	55	ER25	0,41

If collet chucks are used for the internal coolant supply, the sealing discs under „Assembly parts and accessories" must be used
The clamping nut can be damaged if the chuck is used without a sealing disc.
For collets, see „Assembly parts and accessories"
For the tightening torques of screw on front pieces, see „Rotating adaptors/Assembly parts and accessories"
Bodies and assembly parts are included in the scope of delivery

Assembly parts

	Collets	ER11	ER16	ER25
	Clamping nut	FS653	FS1537	FS1540
	Clamping nut for internal coolant supply		FS1448	FS1449

Accessories

	Collets	ER11	ER16	ER25
	Tensioning key	FS2554	FS1539	FS1544

E2

WALTER SELECT

●● Primary application ● Other application

Best tool for ➔ Good = ☺ ➔ Average = 😐 ➔ Poor = ☹ machining conditions

☺ 😐 ☹ / ★ = New addition to the product range

www.isotool.se
Tel. 044 - 24 55 70

Walter Capto™ adaptor – vibration damped

AC060-C mm

– For ScrewFit front pieces
– With preset vibration damping

Tool

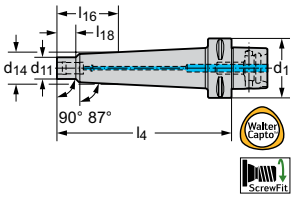

Walter Capto™ in acc. with ISO 26623

Designation	d_1	d_{11}	d_{14} mm	l_4 mm	l_{18} mm	l_{16} mm	kg
AC060-C6-T18-185	C6	T18	18,5	185	20	23,5	2
AC060-C6-T22-185	C6	T22	22	185	19,5	24	2,1
AC060-C6-T28-185	C6	T28	28	185	18,8	24	2,8
AC060-C6-T28-235	C6	T28	28	235	18,8	24	3,6

For the tightening torques of screw on front pieces, see „Rotating adaptors/Assembly parts and accessories“

E2

WALTER SELECT

●● Primary application ● Other application
Best tool for ➔ Good = ☺ ➔ Average = 😐 ➔ Poor = ☹ machining conditions

New addition to the product range = ☺ 😐 ☹ / ★

www.isotool.se
Tel. 044 - 24 55 70

HSK adaptor – vibration-damped

AC060-H mm

– For ScrewFit front pieces
– With preset vibration damping

Tool

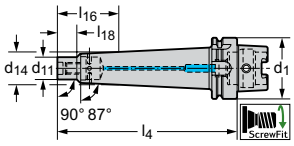

HSK DIN 69893-1 A

Designation	d_1	d_{11}	d_{14} mm	l_4 mm	l_{18} mm	l_{16} mm	kg
AC060-H100-T22-235	HSK-A100	T22	22	235	19,5	24	4
AC060-H100-T28-235	HSK-A100	T28	28	235	18,8	24	4,8
AC060-H100-T28-285	HSK-A100	T28	28	285	18,8	24	5,9
AC060-H63-T18-185	HSK-A63	T18	18,5	185	20	23,5	1,51
AC060-H63-T22-185	HSK-A63	T22	22	185	19,5	24	1,9
AC060-H63-T28-185	HSK-A63	T28	28	185	18,8	24	2,59
AC060-H63-T28-235	HSK-A63	T28	28	235	18,8	24	3,5

For accessories for HSK, see „Assembly parts and accessories“
For the tightening torques of screw on front pieces, see „Rotating adaptors/Assembly parts and accessories“

Accessories

	d_1	HSK-A100	HSK-A63
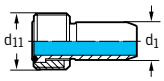	Coolant transfer	FS1065	FS1064
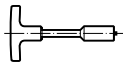	Keys	FS953	FS952

E2

WALTER SELECT

●● Primary application ● Other application
Best tool for → Good = ☺ → Average = 😐 → Poor = ☹ machining conditions

☺ 😐 ☹ / ★ = New addition to the product range

www.isotool.se
Tel. 044 - 24 55 70

SK adaptor – vibration-damped

AC060-S mm

– For ScrewFit front pieces
– With preset vibration damping

Tool

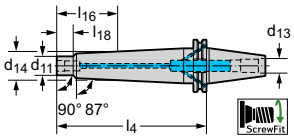

SK DIN 69871 AD/B

Designation	d_1	d_{11}	d_{14} mm	l_4 mm	l_{18} mm	l_{16} mm	d_{13}	kg
AC060-S40-T18-185	SK40	T18	18,5	185	20	23,5	M16	2,2
AC060-S40-T22-185	SK40	T22	22	185	20	24	M16	2,2
AC060-S40-T28-185	SK40	T28	28	185	20	24	M16	2,8
AC060-S40-T28-235	SK40	T28	28	235	20	24	M16	3,7
AC060-S50-T22-235	SK50	T22	22	235	19,5	24	M24	5,5
AC060-S50-T28-235	SK50	T28	28	235	18,8	24	M24	5,5
AC060-S50-T28-285	SK50	T28	28	285	18,8	24	M24	6,6

For pull studs for steep tapers, see „Assembly parts and accessories/Steel taper pull studs“
For the tightening torques of screw on front pieces, see „Rotating adaptors/Assembly parts and accessories“

E2

WALTER SELECT

●● Primary application ● Other application
Best tool for ➔ Good = ☺ ➔ Average = 😐 ➔ Poor = ☹ machining conditions

New addition to the product range = ☺ 😐 ☹ / ★

www.isotool.se
Tel. 044 - 24 55 70

MAS-BT adaptor – vibration-damped

AC060-J mm

– For ScrewFit front pieces
– With preset vibration damping

Tool

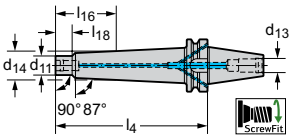

JIS B 6339 AD/B

Designation	d_1	d_{11}	d_{14} mm	l_4 mm	l_{18} mm	l_{16} mm	d_{13}	kg
AC060-J40-T18-185	BT40	T18	18,5	185	20	23,5	M16	2,2
AC060-J40-T22-185	BT40	T22	22	185	19,5	24	M16	2,2
AC060-J40-T28-185	BT40	T28	28	185	18,8	24	M16	2,8
AC060-J40-T28-235	BT40	T28	30	235	18,8	24	M16	3,7
AC060-J50-T22-235	BT50	T22	22	235	19,5	24	M24	6
AC060-J50-T28-235	BT50	T28	28	235	18,8	24	M24	6,1
AC060-J50-T28-285	BT50	T28	28	285	18,8	24	M24	7,2

For pull studs for steep tapers, see „Assembly parts and accessories/Steel taper pull studs“
For the tightening torques of screw on front pieces, see „Rotating adaptors/Assembly parts and accessories“

E2

WALTER SELECT

●● Primary application ● Other application
Best tool for → Good = ☺ → Average = 😐 → Poor = ☹ machining conditions

☺ 😐 ☹ / ★ = New addition to the product range

www.isotool.se
Tel. 044 - 24 55 70

DIN 6535 HA adaptor

AK610 mm

– For ConeFit milling cutter heads

Tool

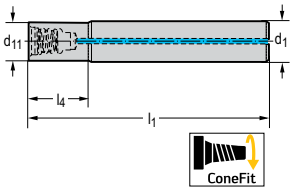

Cylindrical shank

Designation	d_1	d_{11}	l_1 mm	l_4 mm	kg
AK610.Z10.E10.020	10	E10	75	20	0,04
AK610.Z10.E10.050	10	E10	100	50	0,05
AK610.Z12.E10.005	12	E10	65	5	0,06
AK610.Z12.E12.022	12	E12	100	22	0,07
AK610.Z12.E12.048	12	E12	100	48	0,07
AK610.Z16.E10.005	16	E10	65	5	0,11
AK610.Z16.E12.005	16	E12	65	5	0,09
AK610.Z16.E16.025	16	E16	110	25	0,17
AK610.Z16.E16.050	16	E16	110	50	0,15
AK610.Z16.E16.080	16	E16	135	80	0,14
AK610.Z20.E16.005	20	E16	70	5	0,15
AK610.Z20.E16.025	20	E16	110	25	0,22
AK610.Z20.E20.030	20	E20	120	30	0,27
AK610.Z20.E20.110	20	E20	180	110	0,39
AK610.Z25.E20.005	25	E20	80	5	0,28
AK610.Z25.E25.040	25	E25	140	40	0,48
AK610.Z25.E25.110	25	E25	180	110	0,62
AK610.Z32.E25.005	32	E25	80	5	0,46

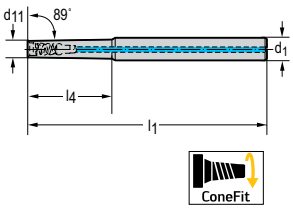

Cylindrical shank

Designation	d_1	d_{11}	l_1 mm	l_4 mm	kg
AK610.Z16.E10.050	16	E10	160	50	0,21
AK610.Z16.E12.060	16	E12	170	60	0,22
AK610.Z20.E16.075	20	E16	190	75	0,39

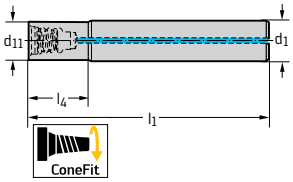

Cylindrical shank

Designation	d_1	d_{11}	l_1 mm	l_4 mm	kg
AK610.Z16.E10.036	16	E10	140	92	0,2
AK610.Z16.E12.025	16	E12	140	25	0,19
AK610.Z25.E16.054	25	E16	170	55	0,57
AK610.Z32.E20.073	32	E20	180	73	0,96
AK610.Z32.E25.045	32	E25	200	45	1,17

For the tightening torques of srew on milling cutter heads, see „Rotating adaptors/Assembly parts and accessories“

E2

WALTER SELECT

●● Primary application ● Other application

Best tool for ➔ Good = ☺ ➔ Average = 😐 ➔ Poor = ☹ machining conditions

New addition to the product range = ☺ 😐 ☹ / ★

www.isotool.se
Tel. 044 - 24 55 70

DIN 6535 HA adaptor

AK610 inch

– For ConeFit milling cutter heads

Tool

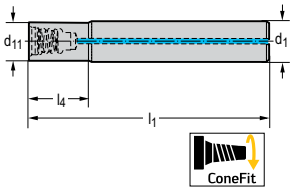

Cylindrical shank

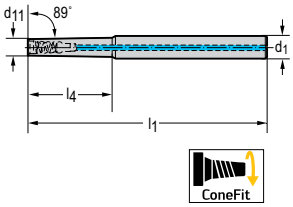

Cylindrical shank

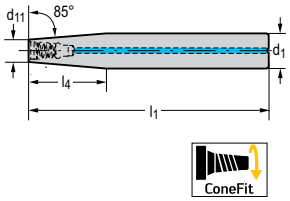

Cylindrical shank

Designation	d_1	d_{11}	l_1 inch	l_4 inch	lbs
AK610.UZ13.E10.006	1	E10	2,500	0,250	0,117
AK610.UZ13.E10.025	1	E10	3,000	1,000	0,159
AK610.UZ13.E12.006	1	E12	3,000	0,250	0,174
AK610.UZ13.E12.025	1	E12	4,500	1,000	0,236
AK610.UZ15.E16.006	1	E16	3,000	0,250	0,223
AK610.UZ15.E16.025	1	E16	4,500	1,000	0,375
AK610.UZ19.E20.006	1	E20	3,000	0,250	0,340
AK610.UZ19.E20.025	1	E20	4,500	1,000	0,503
AK610.UZ26.E25.006	1	E25	3,500	0,250	0,705
AK610.UZ31.E25.063	1	E25	6,500	2,500	1,828
AK610.UZ15.E10.051	1	E10	6,500	2,000	0,456
AK610.UZ15.E12.061	1	E12	7,500	0,831	0,558
AK610.UZ19.E16.076	1	E16	7,500	3,000	0,809
AK610.UZ15.E10.038	1	E10	5,500	1,512	0,432
AK610.UZ15.E12.021	1	E12	6,500	2,402	0,527
AK610.UZ19.E16.021	1	E16	6,500	0,819	0,705
AK610.UZ26.E20.040	1	E20	6,500	1,571	1,323
AK610.UZ31.E25.042	1	E25	7,500	1,650	2,407

For the tightening torques of srew on milling cutter heads, see „Rotating adaptors/Assembly parts and accessories“

E2

WALTER SELECT

●● Primary application ● Other application

Best tool for → Good = ☺ → Average = 😐 → Poor = ☹ machining conditions

☺ 😐 ☹ / ★ = New addition to the product range

www.isotool.se
Tel. 044 - 24 55 70

DIN 6535 HA adaptor

AK610 mm

– For ConeFit milling cutter heads
– With solid carbide shank

Tool

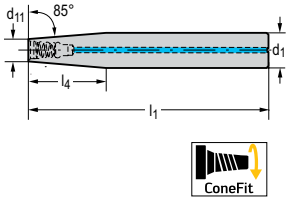

Cylindrical shank

Designation	d_1	d_{11}	l_1 mm	l_4 mm	kg
AK610.Z10.E10.050C	10	E10	100	50	0,09
AK610.Z12.E12.048C	12	E12	100	48	0,14
AK610.Z16.E16.080C	16	E16	135	80	0,32
AK610.Z20.E20.038C	20	E20	95	38	0,33
AK610.Z20.E20.110C	20	E20	180	110	0,69
AK610.Z25.E25.120C	25	E25	200	120	1,21

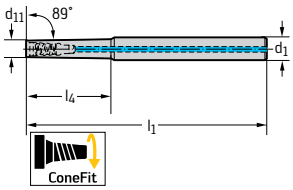

Cylindrical shank

Designation	d_1	d_{11}	l_1 mm	l_4 mm	kg
AK610.Z16.E10.100C	16	E10	155	100	0,3
AK610.Z16.E12.090C	16	E12	150	90	0,32
AK610.Z20.E16.118C	20	E16	175	118	0,62

For the tightening torques of srew on milling cutter heads, see „Rotating adaptors/Assembly parts and accessories“

E2

WALTER SELECT

●● Primary application ● Other application

Best tool for ➔ Good = ☺ ➔ Average = 😐 ➔ Poor = ☹ machining conditions

New addition to the product range = ☺ 😐 ☹ / ★

www.isotool.se
Tel. 044 - 24 55 70

DIN 6535 HA adaptor

AK610 inch

– For ConeFit milling cutter heads
– With solid carbide shank

Tool

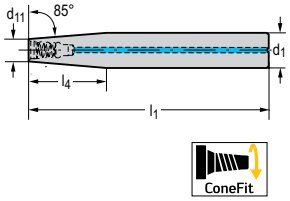

Cylindrical shank

Designation	d_1	d_{11}	l_1 inch	l_4 inch	lbs
AK610.UZ13.E10.051C	1	E10	4,000	2,000	0,295
AK610.UZ13.E12.032C	1	E12	4,000	1,250	0,364
AK610.UZ19.E16.051C	1	E16	5,500	2,000	0,794
AK610.UZ19.E20.044C	1	E20	4,500	1,750	0,844
AK610.UZ31.E25.063C	1	E25	6,500	2,500	3,153

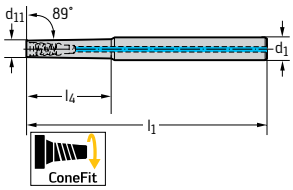

Cylindrical shank

AK610.UZ15.E10.051C	1	E10	6,500	2,000	0,847
AK610.UZ15.E12.061C	1	E12	7,500	2,402	1,06
AK610.UZ19.E16.076C	1	E16	7,500	3,000	1,473

For the tightening torques of srew on milling cutter heads, see „Rotating adaptors/Assembly parts and accessories“

E2

WALTER SELECT

●● Primary application ● Other application
Best tool for → Good = ☺ → Average = 😐 → Poor = ☹ machining conditions

☺ 😐 ☹ / ★ = New addition to the product range

www.isotool.se
Tel. 044 - 24 55 70

DIN 69893-1 A Adaptor

AB371-H mm

Tool

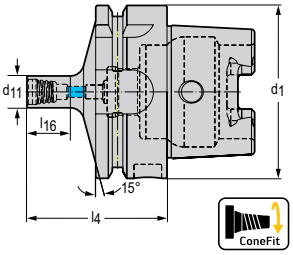

HSK DIN 69893-1 A

Designation	d_1	d_{11}	l_4 mm	l_{16} mm	kg
AB371-H63-E10-049	HSK-A63	E10	49	23	0,68
AB371-H63-E12-051	HSK-A63	E12	51	25	0,68
AB371-H63-E16-056	HSK-A63	E16	56	30	0,69
AB371-H63-E20-053	HSK-A63	E20	53	27	0,7
AB371-H63-E25-059	HSK-A63	E25	59	27	0,74

Accessories

	d_{11}	E10–E25
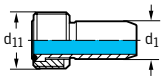	Coolant transfer	FS1064
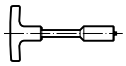	Keys	FS952

E2

WALTER SELECT

●● Primary application ● Other application

Best tool for ➔ Good = ☺ ➔ Average = 😐 ➔ Poor = ☹ machining conditions

New addition to the product range = ☺ 😐 ☹ / ★

www.isotool.se
Tel. 044 - 24 55 70

Walter Capto™ adaptor

AK681 mm

– For ConeFit milling cutter heads
– ISO 26623

Tool

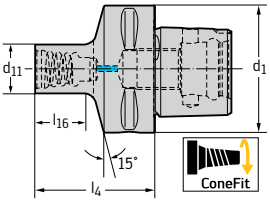

Walter Capto™ in acc. with ISO 26623

Designation	d_1	d_{11}	l_4 mm	l_{16} mm	kg
AK681.C5.E10.042	C5	E10	42	12,8	0,5
AK681.C5.E12.045	C5	E12	45	16	0,51
AK681.C5.E16.050	C5	E16	50	21,5	0,53
AK681.C5.E20.047	C5	E20	47	19	0,52
AK681.C5.E25.052	C5	E25	52	24,7	0,56
AK681.C6.E12.049	C6	E12	49	16,3	0,89
AK681.C6.E16.054	C6	E16	54	21,8	0,9
AK681.C6.E20.051	C6	E20	51	19,3	0,91
AK681.C6.E25.056	C6	E25	56	25	0,94

For the tightening torques of srew on milling cutter heads, see „Rotating adaptors/Assembly parts and accessories"

E2

WALTER SELECT

●● Primary application ● Other application
Best tool for → Good = ☺ → Average = 😐 → Poor = ☹ machining conditions

☺ 😐 ☹ / ★ = New addition to the product range

www.isotool.se
Tel. 044 - 24 55 70

DIN 69893-1 A shell mill arbor

AB001-H mm

– For milling tools with parallel bore according to DIN 138

Tool

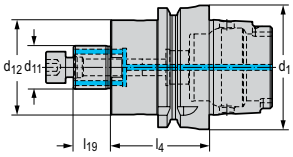

HSK DIN 69893-1 A

Designation	d_1	d_{11} mm	d_{12} mm	l_4 mm	l_{19} mm	kg
AB001-H63-B16-050	HSK-A63	16	38	50	17	0,9
AB001-H63-B16-100	HSK-A63	16	38	100	17	1,35
AB001-H63-B16-160	HSK-A63	16	38	160	17	1,89
AB001-H63-B22-050	HSK-A63	22	48	50	19	1,02
AB001-H63-B22-100	HSK-A63	22	48	100	19	1,78
AB001-H63-B22-160	HSK-A63	22	48	160	19	2,6
AB001-H63-B27-060	HSK-A63	27	60	60	21	1,16
AB001-H63-B27-100	HSK-A63	27	60	100	21	2,15
AB001-H63-B27-160	HSK-A63	27	60	160	21	3,64
AB001-H63-B32-060	HSK-A63	32	78	60	24	1,45
AB001-H63-B32-100	HSK-A63	32	78	100	24	3,06
AB001-H63-B32-160	HSK-A63	32	78	160	24	5,56
AB001-H63-B40-060	HSK-A63	40	89	60	27	1,98
AB001-H63-B40-100	HSK-A63	40	89	100	27	3,94
AB001-H63-B40-160	HSK-A63	40	89	160	27	5,8
AB001-H100-B16-050	HSK-A100	16	38	50	17	2,2
AB001-H100-B16-100	HSK-A100	16	38	100	17	2,7
AB001-H100-B16-160	HSK-A100	16	38	160	17	3,42
AB001-H100-B22-050	HSK-A100	22	48	50	19	2,33
AB001-H100-B22-100	HSK-A100	22	48	100	19	3,1
AB001-H100-B22-160	HSK-A100	22	48	160	19	4,23
AB001-H100-B27-050	HSK-A100	27	60	50	21	2,5
AB001-H100-B27-100	HSK-A100	27	60	100	21	3,6
AB001-H100-B27-160	HSK-A100	27	60	160	21	5,12
AB001-H100-B32-050	HSK-A100	32	78	50	24	2,72
AB001-H100-B32-100	HSK-A100	32	78	100	24	4,75
AB001-H100-B32-160	HSK-A100	32	78	160	24	7,15
AB001-H100-B40-060	HSK-A100	40	89	60	27	3,7
AB001-H100-B40-100	HSK-A100	40	89	100	27	5,3
AB001-H100-B40-160	HSK-A100	40	89	160	27	8,34
AB001-H100-B60-070	HSK-A100	60	140	70	40	7,46
AB001-H100-B60-100	HSK-A100	60	128	160	40	6,5
AB001-H100-B60-160	HSK-A100	60	128	160	40	9,2

Bodies and assembly parts are included in the scope of delivery

Assembly parts

	d_{11} [mm]	16	22	27	32	40	60
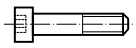	ISO 4762 tightening screw	FS938 (SW 6)	FS939 (SW 8)	FS940 (SW 10)	FS941 (SW 14)	FS942 (SW 17)	
	DIN 6367 milling cutter tightening screw						FS912

E2

WALTER SELECT

●● Primary application ● Other application

Best tool for → Good = ☺ → Average = 😐 → Poor = ☹ machining conditions

New addition to the product range = ☺ 😐 ☹ / ★

www.isotool.se
Tel. 044 - 24 55 70

Accessories

	d11 [mm] d_1	16 HSK-A100	16 HSK-A63	22 HSK-A100	22 HSK-A63	27 HSK-A100	27 HSK-A63	32 HSK-A100	32 HSK-A63	40 HSK-A100–HSK-A63	60 HSK-A100
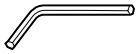	ISO 2936 key	ISO2936-6 (SW 6)		ISO2936-8 (SW 8)		ISO2936-10 (SW 10)		ISO2936-14 (SW 14)		ISO2936-17 (SW 17)	
	DIN 6367 milling cutter tightening screw									FS434	
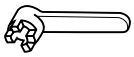	Key for milling cutter tightening screw									FS440	FS913
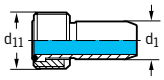	Coolant transfer	FS1065	FS1064	FS1065	FS1064	FS1065	FS1064	FS1065	FS1064	FS1065	
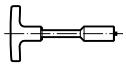	Keys	FS953	FS952	FS953	FS952	FS953	FS952	FS953	FS952	FS953	

E2

www.isotool.se
Tel. 044 - 24 55 70

HSK adaptor – Vibration-damped

AC001-H mm

Accure·tec®

– For milling tools with parallel bore according to DIN 138
– With preset vibration damping

Tool

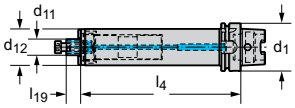

HSK DIN 69893-1 A

Designation	d_1	d_{11}	d_{12} mm	l_4 mm	l_{19} mm	kg
AC001-H63-B16-160	HSK-A63	16	38	160	17	2,4
AC001-H63-B22-210	HSK-A63	22	48	210	19	3,54
AC001-H63-B27-260	HSK-A63	27	60	260	21	6,56
AC001-H100-B22-210	HSK-A100	22	48	210	19	4,8
AC001-H100-B27-260	HSK-A100	27	60	260	21	7,92
AC001-H100-B32-330	HSK-A100	32	78	330	24	14,42
AC001-H100-B40-350	HSK-A100	40	89	350	27	19,34

Bodies and assembly parts are included in the scope of delivery

Assembly parts

	d_{11}	16	22	27	32	40
	ISO 4762 tightening screw	FS938 (SW 6)	FS939 (SW 8)	FS940 (SW 10)	FS941 (SW 14)	FS942 (SW 17)

Accessories

	d_1	HSK-A100	HSK-A63
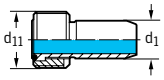	Coolant transfer	FS1065	FS1064
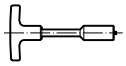	Keys	FS953	FS952

Strength class with tightening screw 12.9

E2

WALTER SELECT

●● Primary application ● Other application

Best tool for ➔ Good = ☺ ➔ Average = 😐 ➔ Poor = ☹ machining conditions

New addition to the product range = ☺ 😐 ☹ / ★

www.isotool.se
Tel. 044 - 24 55 70

DIN 69893-1 A Weldon adaptor

AB044-H mm

Tool

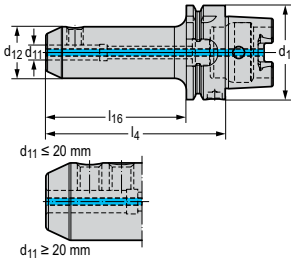

HSK DIN 69893-1 A

Designation	d_1	d_{11} mm	d_{12} mm	l_4 mm	l_{16} mm	kg
AB044-H63-W06-065	HSK-A63	6	24,5	65	39	0,76
AB044-H63-W06-120	HSK-A63	6	24,5	120	94	0,96
AB044-H63-W06-160	HSK-A63	6	24,5	160	134	1,16
AB044-H63-W08-065	HSK-A63	8	27,5	65	39	0,82
AB044-H63-W08-120	HSK-A63	8	27,5	120	94	1,1
AB044-H63-W08-160	HSK-A63	8	27,5	160	134	1,38
AB044-H63-W10-065	HSK-A63	10	34,5	65	39	0,92
AB044-H63-W10-120	HSK-A63	10	34,5	120	94	1,3
AB044-H63-W10-160	HSK-A63	10	34,5	160	134	1,68
AB044-H63-W12-080	HSK-A63	12	41,5	80	54	1,16
AB044-H63-W12-120	HSK-A63	12	41,5	120	94	1,6
AB044-H63-W12-160	HSK-A63	12	41,5	160	134	1,8
AB044-H63-W14-080	HSK-A63	14	43,5	80	54	1,2
AB044-H63-W14-120	HSK-A63	14	43,5	120	94	1,67
AB044-H63-W14-160	HSK-A63	14	43,5	160	134	2,21
AB044-H63-W16-080	HSK-A63	16	47,5	80	54	1,42
AB044-H63-W16-120	HSK-A63	16	47,5	120	94	1,84
AB044-H63-W16-160	HSK-A63	16	47,5	160	134	2,5
AB044-H63-W18-080	HSK-A63	18	49,5	80	54	1,33
AB044-H63-W18-120	HSK-A63	18	49,5	120	94	1,9
AB044-H63-W18-160	HSK-A63	18	49,5	160	134	2,66
AB044-H63-W20-080	HSK-A63	20	51,5	80	54	1,36
AB044-H63-W20-120	HSK-A63	20	51,5	120	94	2,25
AB044-H63-W20-160	HSK-A63	20	51,5	160	134	2,9
AB044-H63-W25-110	HSK-A63	25	64,5	110	84	2,3
AB044-H63-W25-160	HSK-A63	25	64,5	160	64,5	3,62
AB044-H63-W32-110	HSK-A63	32	71,5	110	71,5	2,49
AB044-H63-W32-160	HSK-A63	32	71,5	160	71,5	4,22
AB044-H63-W40-125	HSK-A63	40	79,5	125	79,5	3,32
AB044-H100-W06-080	HSK-A100	6	24,5	80	51	2,06
AB044-H100-W06-160	HSK-A100	6	24,5	160	131	2,53
AB044-H100-W08-080	HSK-A100	8	27,5	80	51	2,1
AB044-H100-W08-160	HSK-A100	8	27,5	160	131	2,54
AB044-H100-W10-080	HSK-A100	10	34,5	80	51	2,46
AB044-H100-W10-160	HSK-A100	10	34,5	160	131	2,9
AB044-H100-W12-080	HSK-A100	12	41,5	80	51	2,6

Bodies and assembly parts are included in the scope of delivery

E2

WALTER SELECT

●● Primary application ● Other application

Best tool for → Good = ☺ → Average = 😐 → Poor = ☹ machining conditions

☺ 😐 ☹ / ★ = New addition to the product range

www.isotool.se
Tel. 044 - 24 55 70

Tool

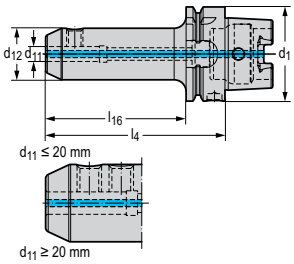

HSK DIN 69893-1 A

Designation	d_1	d_{11} mm	d_{12} mm	l_4 mm	l_{16} mm	kg
AB044-H100-W12-160	HSK-A100	12	41,5	160	131	3,4
AB044-H100-W14-080	HSK-A100	14	43,5	80	51	2,9
AB044-H100-W14-160	HSK-A100	14	43,5	160	131	3,54
AB044-H100-W16-100	HSK-A100	16	47,5	100	71	3,1
AB044-H100-W16-160	HSK-A100	16	47,5	160	131	3,86
AB044-H100-W18-100	HSK-A100	18	49,5	100	71	3,05
AB044-H100-W18-160	HSK-A100	18	49,5	160	131	3,96
AB044-H100-W20-100	HSK-A100	20	51,5	100	71	2,92
AB044-H100-W20-160	HSK-A100	20	51,5	160	131	4
AB044-H100-W25-100	HSK-A100	25	64,5	100	71	3,43
AB044-H100-W25-160	HSK-A100	25	64,5	160	131	5,4
AB044-H100-W32-100	HSK-A100	32	71,5	100	71	3,69
AB044-H100-W32-160	HSK-A100	32	71,5	160	131	5,52
AB044-H100-W40-120	HSK-A100	40	79,5	120	91	4,62

Bodies and assembly parts are included in the scope of delivery

Assembly parts

	d_{11} [mm]	6	8	10	12–14	16–18	20	25	32–40
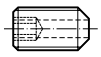	DIN 1835-B clamping screw	FS835 (SW 3)	M08X010 (SW 4)	M10X012 (SW 5)	M12X016 (SW 6)	M14X016 (SW 6)	M16X016 (SW 8)	M18X2X020 (SW 10)	M20X2X020 (SW 10)

Accessories

	d_1	HSK-A100	HSK-A63
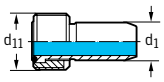	Coolant transfer	FS1065	FS1064
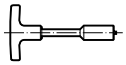	Keys	FS953	FS952

E2

www.isotool.se
Tel. 044 - 24 55 70

DIN 69893-1 A shrink-fit adaptor

A560.H mm

– For tools with parallel shank in accordance with DIN 1835 (h6 or better)

Tool

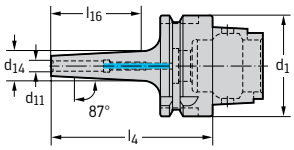

HSK DIN 69893-1 A

Designation	d_1	d_{11}	d_{14} mm	l_4 mm	l_{16} mm	kg
A560.H63A.05.080	HSK-A63	5	14,6	80	45	0,72
A560.H63A.06.080	HSK-A63	6	16,6	80	45	0,69
A560.H63A.08.080	HSK-A63	8	20,6	80	45	0,76
A560.H63A.10.085	HSK-A63	10	25,2	85	50	0,79
A560.H63A.12.090	HSK-A63	12	29,8	90	55	0,93
A560.H63A.16.095	HSK-A63	16	35	95	67	1,03
A560.H63A.20.100	HSK-A63	20	41	100	68	1,19
A560.H63A.25.115	HSK-A63	25	47,8	115	85	1,46

Balance class: G6.3 where n = 25,000 rpm
For accessories for HSK, see „Assembly parts and accessories“
Bodies and assembly parts are included in the scope of delivery

Assembly parts

	d_{11}	5	6	8	10	12	16–25
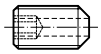	Threaded plug	FS1137 (SW 2)	FS1138 (SW 2,5)	FS1139 (SW 3)	FS1140 (SW 4)	FS1141 (SW 5)	FS1142 (SW 5)

Accessories

	d_1	HSK-A63
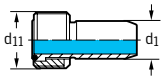	Coolant transfer	FS1064
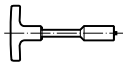	Keys	FS952

E2

WALTER SELECT

●● Primary application ● Other application
Best tool for ➔ Good = ☺ ➔ Average = 😐 ➔ Poor = ☹ machining conditions

☺ 😐 ☹ / ★ = New addition to the product range

www.isotool.se
Tel. 044 - 24 55 70

DIN 69893-1 A hydraulic expansion chuck

AB016-H mm

Tool

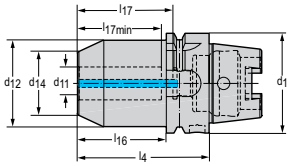

HSK DIN 69893-1 A

Designation	d_1	d_{11} mm	d_{12} mm	d_{14} mm	l_4 mm	l_{16} mm	l_{17} mm	$l_{17\,min}$ mm	kg
AB016-H63-P12-080	HSK-A63	12	42	32	80	34	46	36	1,25
AB016-H63-P20-080	HSK-A63	20	52,5	38	80	54	51	41	1,39
AB016-H100-P20-090	HSK-A100	20	52,5	38	90	61	51	41	2,78
AB016-H100-P32-100	HSK-A100	32	72	58,5	100	71	61	51	3,79

Accessories

	d1 d_{11} [mm]	HSK-A100 20	HSK-A100 32	HSK-A63 12	HSK-A63 20
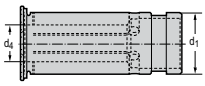	Adaptor sleeves sealed for int. cooling d_4 = 3 mm	FS2199		FS2189	FS2199
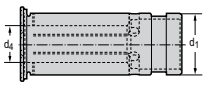	Adaptor sleeves sealed for int. cooling d_4 = 4 mm	FS2200		FS2190	FS2200
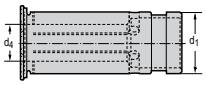	Adaptor sleeves sealed for int. cooling d_4 = 5 mm	FS2201		FS2191	FS2201
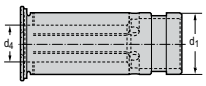	Adaptor sleeves sealed for int. cooling d_4 = 6 mm	FS2202	FS2222	FS2192	FS2202
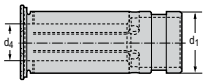	Adaptor sleeves sealed for int. cooling d_4 = 7 mm	FS2203			FS2203
	Adaptor sleeves sealed for int. cooling d_4 = 8 mm	FS2204	FS2223	FS2193	FS2204
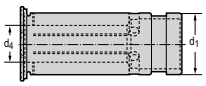	Adaptor sleeves sealed for int. cooling d_4 = 9 mm	FS2205			FS2205
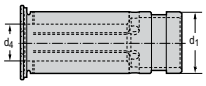	Adaptor sleeves sealed for int. cooling d_4 = 10 mm	FS2206	FS2224		FS2206
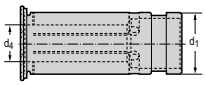	Adaptor sleeves sealed for int. cooling d_4 = 11 mm	FS2207			FS2207
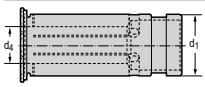	Adaptor sleeves sealed for int. cooling d_4 = 12 mm	FS2208	FS2225		FS2208
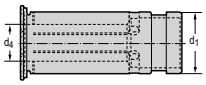	Adaptor sleeves sealed for int. cooling d_4 = 13 mm	FS2209			FS2209
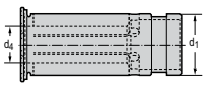	Adaptor sleeves sealed for int. cooling d_4 = 14 mm	FS2210	FS2226		FS2210
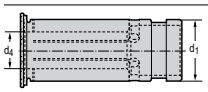	Adaptor sleeves sealed for int. cooling d_4 = 15 mm	FS2211			FS2211

WALTER SELECT

●● Primary application ● Other application

Best tool for ➔ Good = ☺ ➔ Average = 😐 ➔ Poor = ☹ machining conditions

www.isotool.se
Tel. 044 - 24 55 70

Accessories

	d1 d_{11} [mm]	HSK-A100 20	HSK-A100 32	HSK-A63 12	HSK-A63 20
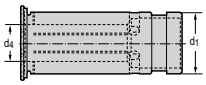	Adaptor sleeves sealed for int. cooling d_4 = 16 mm	FS2212	FS2227		FS2212
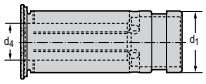	Adaptor sleeves sealed for int. cooling d_4 = 18 mm		FS2228		
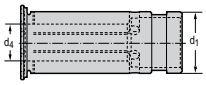	Adaptor sleeves sealed for int. cooling d_4 = 20 mm		FS2229		
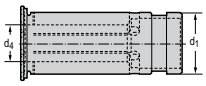	Adaptor sleeves sealed for int. cooling d_4 = 25 mm		FS2230		
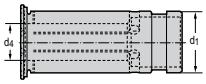	Adaptor sleeves for PK d_4 = 3 mm	FS2213		FS2194	FS2213
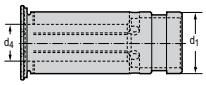	Adaptor sleeves for PK d_4 = 4 mm	FS2214		FS2195	FS2214
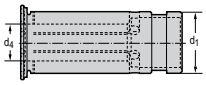	Adaptor sleeves for PK d_4 = 5 mm	FS2215		FS2196	FS2215
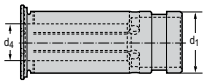	Adaptor sleeves for PK d_4 = 6 mm	FS2216	FS2231	FS2197	FS2216
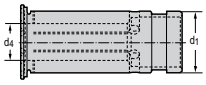	Adaptor sleeves for PK d_4 = 8 mm	FS2217	FS2232	FS2198	FS2217
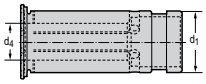	Adaptor sleeves for PK d_4 = 10 mm	FS2218	FS2233		FS2218
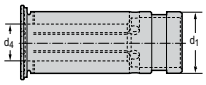	Adaptor sleeves for PK d_4 = 12 mm	FS2219	FS2234		FS2219
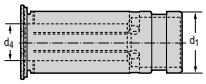	Adaptor sleeves for PK d_4 = 14 mm	FS2220	FS2235		FS2220
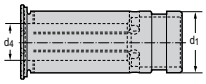	Adaptor sleeves for PK d_4 = 16 mm	FS2221	FS2236		FS2221
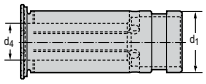	Adaptor sleeves for PK d_4 = 18 mm		FS2237		
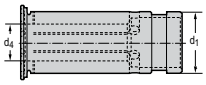	Adaptor sleeves for PK d_4 = 20 mm		FS2238		
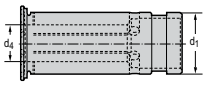	Adaptor sleeves for PK d_4 = 25 mm		FS2239		
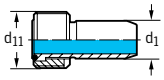	Coolant transfer	FS1065		FS1064	
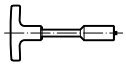	Keys	FS953		FS952	

E2

www.isotool.se
Tel. 044 - 24 55 70

DIN 69893-1 A slim hydraulic expansion chuck

AB019-H mm

– For tools with shank in accordance with DIN 1835 Form A

Tool

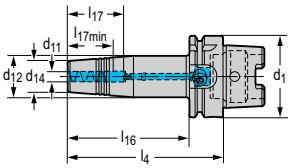

HSK DIN 69893-1 A

Designation	d_1	d_{11} mm	d_{12} mm	d_{14} mm	l_4 mm	l_{16} mm	l_{17} mm	$l_{17\,min}$ mm	kg
AB019-H63-P06-080	HSK-A63	6	27	21	80	54	38,2	28,2	0,87
AB019-H63-P06-120	HSK-A63	6	27	21	120	94	38,2	28,2	1,04
AB019-H63-P08-080	HSK-A63	8	27	21	80	54	38,2	28,2	0,86
AB019-H63-P08-120	HSK-A63	8	27	21	120	94	38,2	28,2	1
AB019-H63-P10-085	HSK-A63	10	32	24	85	59	42,7	32,7	0,9
AB019-H63-P10-120	HSK-A63	10	32	24	120	94	43,2	33,2	1,1
AB019-H63-P12-090	HSK-A63	12	32	24	90	64	47,7	37,7	0,9
AB019-H63-P12-120	HSK-A63	12	32	24	120	94	47,7	37,7	1,1
AB019-H63-P14-090	HSK-A63	14	34	27	90	64	48,7	38,7	0,99
AB019-H63-P14-120	HSK-A63	14	34	27	120	94	48,7	38,8	1,19
AB019-H63-P16-095	HSK-A63	16	34	27	95	69	53,2	43,2	1
AB019-H63-P16-120	HSK-A63	16	34	27	120	94	53,2	43,2	1,16
AB019-H63-P20-100	HSK-A63	20	42	33	100	74	55,7	45,7	1,17
AB019-H63-P20-120	HSK-A63	20	42	33	120	94	55,7	45,7	1,39
AB019-H100-P06-085	HSK-A100	6	27	21	85	56	36,7	26,7	2,2
AB019-H100-P06-120	HSK-A100	6	27	21	120	91	38,2	28,2	2,3
AB019-H100-P08-085	HSK-A100	8	27	21	85	56	36,7	26,7	2,2
AB019-H100-P08-120	HSK-A100	8	27	21	120	91	38,7	28,7	2,3
AB019-H100-P10-090	HSK-A100	10	32	24	90	61	42,7	32,7	2,2
AB019-H100-P10-120	HSK-A100	10	32	24	120	91	43,3	33,2	2,4
AB019-H100-P12-095	HSK-A100	12	32	24	95	66	47,7	37,7	2,2
AB019-H100-P12-120	HSK-A100	12	32	24	120	91	47,7	37,7	2,36
AB019-H100-P16-100	HSK-A100	16	34	27	100	71	53,2	43,2	2,3
AB019-H100-P16-120	HSK-A100	16	34	27	120	91	53,2	43,2	2,4
AB019-H100-P20-105	HSK-A100	20	42	33	105	76	55,7	45,7	2,45
AB019-H100-P20-120	HSK-A100	20	42	33	120	91	55,7	45,7	2,6

Accessories

	d_1	HSK-A100	HSK-A63
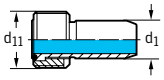	Coolant transfer	FS1065	FS1064
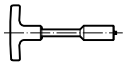	Keys	FS953	FS952

E2

WALTER SELECT

●● Primary application ● Other application

Best tool for ➔ Good = ☺ ➔ Average = 😐 ➔ Poor = ☹ machining conditions

New addition to the product range = ☺ 😐 ☹ / ★

www.isotool.se
Tel. 044 - 24 55 70

DIN 69893-1 A ER collet chuck with internal cooling

AB009-H mm

Tool

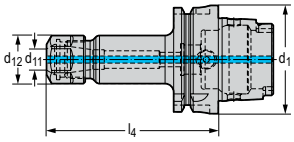

HSK DIN 69893-1 A

Designation	d_1	d_{11}	d_{12} mm	l_4 mm	Collets	kg
AB009-H63-ER16-075	HSK-A63	1-10	28	75	ER16	0,82
AB009-H63-ER16-100	HSK-A63	1-10	28	100	ER16	0,96
AB009-H63-ER16-130	HSK-A63	1-10	28	130	ER16	1,09
AB009-H63-ER16-160	HSK-A63	1-10	28	160	ER16	1,28
AB009-H63-ER16-200	HSK-A63	1-10	28	200	ER16	1,42
AB009-H63-ER20-075	HSK-A63	1-13	34	75	ER20	0,98
AB009-H63-ER20-100	HSK-A63	1-13	34	100	ER20	1,06
AB009-H63-ER20-130	HSK-A63	1-13	34	130	ER20	1,26
AB009-H63-ER20-160	HSK-A63	1-13	34	160	ER20	1,53
AB009-H63-ER20-200	HSK-A63	1-13	34	200	ER20	2
AB009-H63-ER25-075	HSK-A63	1-16	42	75	ER25	0,98
AB009-H63-ER25-100	HSK-A63	1-16	42	100	ER25	1,23
AB009-H63-ER25-130	HSK-A63	1-16	42	130	ER25	1,3
AB009-H63-ER25-160	HSK-A63	1-16	42	160	ER25	1,8
AB009-H63-ER25-200	HSK-A63	1-16	42	200	ER25	2,2
AB009-H63-ER32-075	HSK-A63	1-20	50	75	ER32	1,06
AB009-H63-ER32-100	HSK-A63	1-20	50	100	ER32	1,28
AB009-H63-ER32-130	HSK-A63	1-20	50	130	ER32	1,4
AB009-H63-ER32-160	HSK-A63	1-20	50	160	ER32	2,14
AB009-H63-ER32-200	HSK-A63	1-20	50	200	ER32	0
AB009-H63-ER11-075	HSK-A63	1-6	19	75	ER11	0,75
AB009-H63-ER40-085	HSK-A63	2-26	63	85	ER40	1,31
AB009-H63-ER40-120	HSK-A63	2-26	63	120	ER40	1,65
AB009-H63-ER40-130	HSK-A63	2-26	63	130	ER40	1,54
AB009-H63-ER40-160	HSK-A63	2-26	63	160	ER40	2,2
AB009-H63-ER40-200	HSK-A63	2-26	63	200	ER40	2,5
AB009-H100-ER16-100	HSK-A100	1-10	28	100	ER16	2,1
AB009-H100-ER16-130	HSK-A100	1-10	28	130	ER16	2,25
AB009-H100-ER16-160	HSK-A100	1-10	28	160	ER16	2,8
AB009-H100-ER16-200	HSK-A100	1-10	28	200	ER16	2,87
AB009-H100-ER20-100	HSK-A100	1-13	34	100	ER20	2,35
AB009-H100-ER20-130	HSK-A100	1-13	34	130	ER20	2,84
AB009-H100-ER20-160	HSK-A100	1-13	34	160	ER20	3
AB009-H100-ER25-100	HSK-A100	1-16	42	100	ER25	2,54
AB009-H100-ER25-130	HSK-A100	1-16	42	130	ER25	2,4
AB009-H100-ER25-160	HSK-A100	1-16	42	160	ER25	3,2
AB009-H100-ER25-200	HSK-A100	1-16	42	200	ER25	3,63
AB009-H100-ER32-100	HSK-A100	1-20	50	100	ER32	2,66
AB009-H100-ER32-130	HSK-A100	1-20	50	130	ER32	2,65
AB009-H100-ER32-160	HSK-A100	1-20	50	160	ER32	3,6
AB009-H100-ER32-200	HSK-A100	1-20	50	200	ER32	4,01
AB009-H100-ER40-120	HSK-A100	2-26	63	120	ER40	3,34
AB009-H100-ER40-160	HSK-A100	2-26	63	160	ER40	4,6
AB009-H100-ER40-200	HSK-A100	2-26	63	200	ER40	5,16

Bodies and assembly parts are included in the scope of delivery

E2

WALTER SELECT

●● Primary application ● Other application

Best tool for → Good = ☺ → Average = 😐 → Poor = ☹ machining conditions

☺ 😐 ☹ / ★ = New addition to the product range

www.isotool.se
Tel. 044 - 24 55 70

Assembly parts

Collets	ER11	ER16	ER20	ER25	ER32	ER40
Clamping nut for internal coolant supply	FS2557	FS1448	FS1359	FS1449	FS1360	FS1450

Accessories

Collets d_1	ER11 HSK-A63	ER16 HSK-A100	ER16 HSK-A63	ER20 HSK-A100	ER20 HSK-A63	ER25 HSK-A100	ER25 HSK-A63	ER32 HSK-A100	ER32 HSK-A63	ER40 HSK-A100	ER40 HSK-A63
Coolant transfer	FS1064	FS1065	FS1064	FS1065	FS1064	FS1065	FS1064	FS1065	FS1064	FS1065	FS1064
Keys	FS952	FS953	FS952	FS953	FS952	FS953	FS952	FS953	FS952	FS953	FS952
Clamping nut	FS2556	FS1537		FS2183		FS1540		FS1541		FS1542	
Keys	FS2554	FS1539		FS2553		FS1544		FS1545		FS1546	
Collets	C330.06.010	C330.10.010		C330.13.010		C330.16.020		C330.20.020		C330.26.030	
Collets	C330.06.020	C330.10.020		C330.13.020		C330.16.030		C330.20.030		C330.26.040	
Collets	C330.06.030	C330.10.030		C330.13.030		C330.16.040		C330.20.040		C330.26.050	
Collets	C330.06.040	C330.10.040		C330.13.040		C330.16.050		C330.20.050		C330.26.060	
Collets	C330.06.050	C330.10.050		C330.13.050		C330.16.060		C330.20.060		C330.26.070	
Collets	C330.06.060	C330.10.060		C330.13.060		C330.16.070		C330.20.070		C330.26.080	
Collets		C330.10.070		C330.13.070		C330.16.080		C330.20.080		C330.26.090	
Collets		C330.10.080		C330.13.080		C330.16.090		C330.20.090		C330.26.100	
Collets		C330.10.090		C330.13.090		C330.16.100		C330.20.100		C330.26.110	
Collets		C330.10.100		C330.13.100		C330.16.110		C330.20.110		C330.26.120	
Collets				C330.13.110		C330.16.120		C330.20.120		C330.26.130	
Collets				C330.13.120		C330.16.130		C330.20.130		C330.26.140	
Collets				C330.13.130		C330.16.140		C330.20.140		C330.26.150	
Collets						C330.16.150		C330.20.150		C330.26.160	
Collets						C330.16.160		C330.20.160		C330.26.170	

E2

www.isotool.se
Tel. 044 - 24 55 70

Accessories

Collets d_1	ER11 HSK-A63	ER16 HSK-A100	ER16 HSK-A63	ER20 HSK-A100	ER20 HSK-A63	ER25 HSK-A100	ER25 HSK-A63	ER32 HSK-A100	ER32 HSK-A63	ER40 HSK-A100	ER40 HSK-A63
Collets								C330.20.170		C330.26.180	
Collets								C330.20.180		C330.26.190	
Collets								C330.20.190		C330.26.200	
Collets								C330.20.200		C330.26.210	
Collets										C330.26.220	
Collets										C330.26.230	
Collets										C330.26.240	
Collets										C330.26.250	
Collets										C330.26.260	
Sealing disc		FS1238		FS1408		FS1253		FS1424		FS1280	
Sealing disc		FS1239		FS1409		FS1254		FS1425		FS1282	
Sealing disc		FS1240		FS1410		FS1255		FS1426		FS1284	
Sealing disc		FS1241		FS1411		FS1256		FS1427		FS1285	
Sealing disc		FS1242		FS1412		FS1257		FS1428		FS1286	
Sealing disc		FS1243		FS1413		FS1258		FS1429		FS1287	
Sealing disc		FS1244		FS1414		FS1259		FS1430		FS1288	
Sealing disc		FS1245		FS1415		FS1260		FS1431		FS1290	
Sealing disc		FS1246		FS1416		FS1261		FS1432		FS1291	
Sealing disc		FS1247		FS1417		FS1262		FS1433		FS1292	
Sealing disc		FS1248		FS1418		FS1263		FS1434		FS1294	
Sealing disc		FS1249		FS1419		FS1264		FS1435		FS1296	
Sealing disc		FS1250		FS1420		FS1265		FS1436		FS1297	
Sealing disc		FS1251		FS1421		FS1266		FS1437		FS1298	
Sealing disc		FS1252		FS1422		FS1267		FS1438		FS1299	

www.isotool.se
Tel. 044 - 24 55 70

Accessories

Collets d_1	ER11 HSK-A63	ER16 HSK-A100	ER16 HSK-A63	ER20 HSK-A100	ER20 HSK-A63	ER25 HSK-A100	ER25 HSK-A63	ER32 HSK-A100	ER32 HSK-A63	ER40 HSK-A100	ER40 HSK-A63
Sealing disc				FS1423		FS1268		FS1439		FS1300	
Sealing disc				FS1361		FS1269		FS1440		FS1302	
Sealing disc				FS1362		FS1270		FS1441		FS1303	
Sealing disc				FS1363		FS1271		FS1442		FS1304	
Sealing disc				FS1364		FS1272		FS1443		FS1306	
Sealing disc				FS1365		FS1273		FS1444		FS1307	
Sealing disc						FS1274		FS1445		FS1308	
Sealing disc						FS1275		FS1446		FS1310	
Sealing disc						FS1276		FS1447		FS1312	
Sealing disc						FS1277		FS1366		FS1313	
Sealing disc						FS1278		FS1367		FS1314	
Sealing disc						FS1279		FS1368		FS1315	
Sealing disc								FS1369		FS1318	
Sealing disc								FS1370		FS1319	
Sealing disc								FS1371		FS1324	
Sealing disc								FS1372		FS1325	
Sealing disc								FS1373			
Sealing disc								FS1374			
Sealing disc								FS1375			
Sealing disc								FS1376			

E2

www.isotool.se
Tel. 044 - 24 55 70

Synchronous thread cutting adaptor

AB035-H mm

Tool

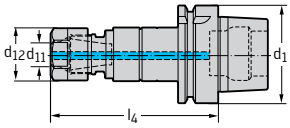

HSK DIN 69893-1 A

Designation	d_1	d_{11}	d_{12} mm	l_4 mm	Collets	kg
AB035-H63-ER20-108	HSK-A63	M4-M12	33,7	108,1	ER20	1,09
AB035-H63-ER25-128	HSK-A63	M8-M20	42	127,5	ER25	1,46
AB035-H63-ER40-160	HSK-A63	M16-M30	62,7	159,9	ER40	2,86
AB035-H100-ER20-115	HSK-A100	M4-M12	33,7	144,6	ER20	2,41
AB035-H100-ER25-134	HSK-A100	M8-M20	42	134	ER25	2,94
AB035-H100-ER40-164	HSK-A100	M16-M30	62,7	163,4	ER40	4,18

If collet chucks are used for the internal coolant supply, the sealing discs under „Assembly parts and accessories" must be used
The clamping nut can be damaged if the chuck is used without a sealing disc.
For collets, see „Assembly parts and accessories"
Bodies and assembly parts are included in the scope of delivery

Assembly parts

	Collets	ER20	ER25	ER40
	Clamping nut for internal coolant supply	FS1359	FS1449	FS1450

Accessories

	Collets	ER20–ER40
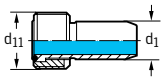	Coolant transfer	FS1065
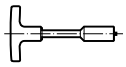	Keys	FS953

E2

WALTER SELECT

●● Primary application ● Other application

Best tool for ➔ Good = ☺ ➔ Average = 😐 ➔ Poor = ☹ machining conditions

☺ 😐 ☹ / ★ = New addition to the product range

www.isotool.se
Tel. 044 - 24 55 70

Synchronous thread cutting adaptor

AB035-W mm

– Integrated minimum compensation in axial and radial directions

Tool

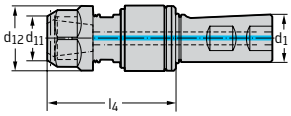

DIN 6535 HE, turned 180° DIN 6535 HB

Designation	d_1	d_{11}	d_{12} mm	l_4 mm	Collets	kg
AB035-W25-ER11-052	25	M2-M5	18,7	51,9	ER11	0,42
AB035-W25-ER20-069	25	M4-M12	33,7	68,7	ER20	0,71
AB035-W25-ER25-088	25	M8-M20	41,7	88,1	ER25	1,28

If collet chucks are used for the internal coolant supply, the sealing discs under „Assembly parts and accessories" must be used
The clamping nut can be damaged if the chuck is used without a sealing disc.
For collets, see „Assembly parts and accessories"
Bodies and assembly parts are included in the scope of delivery

Assembly parts

	Collets	ER11	ER20	ER25
	Clamping nut for internal coolant supply	FS2556	FS1359	FS1449
	Clamping nut for internal coolant supply	FS2557		

FS2556 corresponds to ER11-4.5
FS2557 corresponds to ER11-6

Accessories

	Collets	ER11	ER20	ER25
	Tensioning key	FS2554	FS2553	FS1544

E2

WALTER SELECT

●● Primary application ● Other application

Best tool for ➔ Good = ☺ ➔ Average = 😐 ➔ Poor = ☹ machining conditions

New addition to the product range = ☺ 😐 ☹ / ★

www.isotool.se
Tel. 044 - 24 55 70

DIN 69871 AD/B shell mill arbor

AB001-S mm

– For milling tools with parallel bore according to DIN 138

Tool

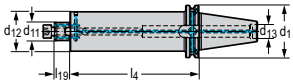

SK DIN 69871 AD/B

Designation	d_1	d_{11} mm	d_{12} mm	l_4 mm	l_{19} mm	d_{13}	kg
AB001-S40-B16-035	SK40	16	36	35	17	M16	0,04
AB001-S40-B16-100	SK40	16	36	100	17	M16	1,47
AB001-S40-B16-160	SK40	16	36	160	17	M16	1,82
AB001-S40-B22-035	SK40	22	48	35	19	M16	1,13
AB001-S40-B22-100	SK40	22	48	100	19	M16	2,02
AB001-S40-B22-160	SK40	22	48	160	19	M16	2,86
AB001-S40-B27-035	SK40	27	48	35	21	M16	1,08
AB001-S40-B27-100	SK40	27	60	100	21	M16	2,59
AB001-S40-B27-160	SK40	27	60	160	21	M16	3,7
AB001-S40-B32-050	SK40	32	78	50	24	M16	1,82
AB001-S40-B32-100	SK40	32	78	100	24	M16	3,51
AB001-S40-B32-160	SK40	32	78	160	24	M16	4,2
AB001-S40-B40-060	SK40	40	87	60	27	M16	2,49
AB001-S40-B40-100	SK40	40	87	100	27	M16	3,2
AB001-S40-B40-160	SK40	40	87	160	27	M16	4,2
AB001-S50-B16-035	SK50	16	36	35	17	M24	2,9
AB001-S50-B16-100	SK50	16	36	100	17	M24	3,11
AB001-S50-B16-160	SK50	16	36	160	17	M24	4
AB001-S50-B22-035	SK50	22	48	35	19	M24	3
AB001-S50-B22-100	SK50	22	48	100	19	M24	3,03
AB001-S50-B22-160	SK50	22	48	160	19	M24	4,28
AB001-S50-B27-035	SK50	27	60	35	21	M24	3
AB001-S50-B27-100	SK50	27	60	100	21	M24	4,46
AB001-S50-B27-160	SK50	27	60	160	21	M24	5,33
AB001-S50-B32-035	SK50	32	78	35	24	M24	3,25
AB001-S50-B32-100	SK50	32	78	100	24	M24	5,7
AB001-S50-B32-160	SK50	32	78	160	24	M24	7
AB001-S50-B40-050	SK50	40	89	50	27	M24	4,4
AB001-S50-B40-100	SK50	40	89	100	27	M24	6,34
AB001-S50-B40-160	SK50	40	87	160	27	M24	6,7
AB001-S50-B60-050	SK50	60	127	50	40	M24	5,5
AB001-S50-B60-100	SK50	60	127	100	40	M24	5,7

Bodies and assembly parts are included in the scope of delivery

Assembly parts

d_{11} [mm]	16	22	27	32	40	60
ISO 4762 tightening screw	FS938 (SW 6)	FS939 (SW 8)	FS940 (SW 10)	FS941 (SW 14)	FS942 (SW 17)	
DIN 6367 milling cutter tightening screw						FS912

E2

WALTER SELECT

●● Primary application ● Other application

Best tool for → Good = ☺ → Average = 😐 → Poor = ☹ machining conditions

☺ 😐 ☹ / ★ = New addition to the product range

www.isotool.se
Tel. 044 - 24 55 70

Accessories

	d_{11} [mm]	16	22	27	32	40	60
	ISO 2936 key	ISO2936-6 (SW 6)	ISO2936-8 (SW 8)	ISO2936-10 (SW 10)	ISO2936-14 (SW 14)	ISO2936-17 (SW 17)	
	DIN 6367 milling cutter tightening screw					FS434	
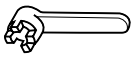	Key for milling cutter tightening screw					FS440	FS913

E2

www.isotool.se
Tel. 044 - 24 55 70

SK adaptor – Vibration-damped

AC001-S mm

Accure·tec®

– For milling tools with parallel bore according to DIN 138
– With preset vibration damping

Tool

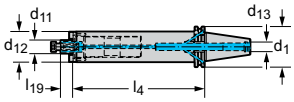

SK DIN 69871 AD/B

Designation	d_1	d_{11}	d_{12} mm	l_4 mm	l_{19} mm	d_{13}	kg
AC001-S40-B16-160	SK40	16	38	160	17	M16	2,12
AC001-S40-B22-210	SK40	22	48	210	19	M16	3,74
AC001-S50-B22-210	SK50	22	48	210	19	M24	5,36
AC001-S50-B27-260	SK50	27	60	260	21	M24	8,52
AC001-S50-B32-330	SK50	32	78	330	24	M24	14,96
AC001-S50-B40-350	SK50	40	89	350	27	M24	20,36

For pull studs for steep tapers, see „Assembly parts and accessories/Steel taper pull studs"
Bodies and assembly parts are included in the scope of delivery

Assembly parts

	d_{11}	16	22	27	32	40
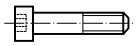	ISO 4762 tightening screw	FS938 (SW 6)	FS939 (SW 8)	FS940 (SW 10)	FS941 (SW 14)	FS942 (SW 17)

Accessories

	d_{11}	16	22	27	32	40
	ISO 2936 key	ISO2936-6 (SW 6)	ISO2936-8 (SW 8)	ISO2936-10 (SW 10)	ISO2936-14 (SW 14)	ISO2936-17 (SW 17)

Strength class with tightening screw 12.9

E2

WALTER SELECT

●● Primary application ● Other application
Best tool for → Good = ☺ → Average = 😐 → Poor = ☹ machining conditions

☺ 😐 ☹ / ★ = New addition to the product range

www.isotool.se
Tel. 044 - 24 55 70

MAS-BT JIS B 6339 shell mill arbor

AB001-J mm

– For milling tools with parallel bore according to DIN 138

Tool

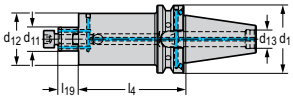

JIS B 6339 AD/B

Designation	d_1	d_{11} mm	d_{12} mm	l_4 mm	l_{19} mm	d_{13}	kg
AB001-J40-B16-035	BT40	16	36	35	17	M16	0,96
AB001-J40-B16-100	BT40	16	36	100	17	M16	1,58
AB001-J40-B16-160	BT40	16	36	160	17	M16	1,89
AB001-J40-B22-035	BT40	22	48	35	19	M16	1,18
AB001-J40-B22-100	BT40	22	48	100	19	M16	1,97
AB001-J40-B22-160	BT40	22	48	160	19	M16	2,74
AB001-J40-B27-035	BT40	27	48	35	21	M16	1,2
AB001-J40-B27-100	BT40	27	59	100	21	M16	2,66
AB001-J40-B27-160	BT40	27	59	160	21	M16	3,72
AB001-J40-B32-065	BT40	32	78	65	24	M16	2,3
AB001-J40-B32-100	BT40	32	78	100	24	M16	3,6
AB001-J40-B40-070	BT40	40	87	70	27	M16	3
AB001-J40-B40-100	BT40	40	87	100	27	M16	4,04
AB001-J40-B40-160	BT40	40	87	160	27	M16	5,06
AB001-J50-B16-050	BT50	16	36	50	17	M24	2,9
AB001-J50-B16-100	BT50	16	36	100	17	M24	3,3
AB001-J50-B16-160	BT50	16	36	160	17	M24	4,31
AB001-J50-B22-055	BT50	22	48	55	19	M24	3,9
AB001-J50-B22-100	BT50	22	48	100	19	M24	4,5
AB001-J50-B22-160	BT50	22	48	160	19	M24	4,97
AB001-J50-B27-055	BT50	27	60	55	21	M24	4
AB001-J50-B27-100	BT50	27	60	100	21	M24	5,05
AB001-J50-B27-160	BT50	27	60	160	21	M24	5,98
AB001-J40-B32-160	BT50	32	78	160	24	M24	4,5
AB001-J50-B32-055	BT50	32	78	55	24	M24	4,5
AB001-J50-B32-100	BT50	32	78	100	24	M24	6,1
AB001-J50-B32-160	BT50	32	78	160	24	M24	8,35
AB001-J50-B40-055	BT50	40	89	55	27	M24	4
AB001-J50-B40-100	BT50	40	87	100	27	M24	6,85
AB001-J50-B40-160	BT50	40	87	160	27	M24	8,21

Bodies and assembly parts are included in the scope of delivery

Assembly parts

	d_{11} [mm]	16	22	27	32	40
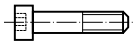	ISO 4762 tightening screw	FS938 (SW 6)	FS939 (SW 8)	FS940 (SW 10)	FS941 (SW 14)	FS942 (SW 17)

Accessories

	d_{11} [mm]	16	22	27	32	40
	ISO 2936 key	ISO2936-6 (SW 6)	ISO2936-8 (SW 8)	ISO2936-10 (SW 10)	ISO2936-14 (SW 14)	ISO2936-17 (SW 17)
	DIN 6367 milling cutter tightening screw					FS434
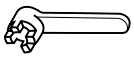	Key for milling cutter tightening screw					FS440

E2

WALTER SELECT

●● Primary application ● Other application

Best tool for ➔ Good = ☺ ➔ Average = 😐 ➔ Poor = ☹ machining conditions

New addition to the product range = ☺ 😐 ☹ / ★

www.isotool.se
Tel. 044 - 24 55 70

MAS-BT adaptor – Vibration-damped

AC001-J mm

Accure·tec®

– For milling tools with parallel bore according to DIN 138
– With preset vibration damping

Tool

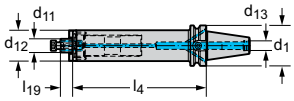

JIS B 6339 AD/B

Designation	d_1	d_{11}	d_{12} mm	l_4 mm	l_{19} mm	d_{13}	kg
AC001-J40-B16-160	BT40	16	38	160	17	M16	2,22
AC001-J40-B22-210	BT40	22	48	210	19	M16	3,78
AC001-J40-B27-260	BT40	27	60	260	21	M16	6,86
AC001-J50-B22-210	BT50	22	48	210	19	M24	6,08
AC001-J50-B27-260	BT50	27	60	260	21	M24	9,06
AC001-J50-B32-330	BT50	32	78	330	24	M24	15,34
AC001-J50-B40-350	BT50	40	89	350	27	M24	20,7

For pull studs for steep tapers, see „Assembly parts and accessories/Steel taper pull studs"
Bodies and assembly parts are included in the scope of delivery

Assembly parts

	d_{11}	16	22	27	32	40
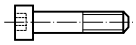	ISO 4762 tightening screw	FS938 (SW 6)	FS939 (SW 8)	FS940 (SW 10)	FS941 (SW 14)	FS942 (SW 17)

Accessories

	d_{11}	16	22	27	32	40
	ISO 2936 key	ISO2936-6 (SW 6)	ISO2936-8 (SW 8)	ISO2936-10 (SW 10)	ISO2936-14 (SW 14)	ISO2936-17 (SW 17)

Strength class with tightening screw 12.9

E2

WALTER SELECT

●● Primary application ● Other application
Best tool for → Good = ☺ → Average = 😐 → Poor = ☹ machining conditions

☺ 😐 ☹ / ★ = New addition to the product range

www.isotool.se
Tel. 044 - 24 55 70

ASME B5.50 shell end milling cutter arbor

AB001.K inch

– For milling tools with parallel bore according to DIN 138

Tool

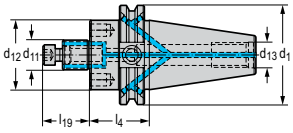

ASME B 5.50

Designation	d_1	d_{11} inch	d_{12} inch	l_4 inch	l_{19} inch	d_{13}	lbs
AB001.K40-B19-038	CAT40	0,750	1,750	1,500	0,687	5/8"-11	2,205
AB001.K40-B26-051	CAT40	1,000	2,250	2,000	0,687	5/8"-11	3,086
AB001.K40-B31-102	CAT40	1,250	2,750	4,000	0,687	5/8"-11	5,732
AB001.K40-B38-061	CAT40	1,500	3,750	2,400	0,937	5/8"-11	6,173
AB001.K50-B19-038	CAT50	0,750	2,750	1,500	0,687	1"-8	6,834
AB001.K50-B26-051	CAT50	1,000	2,250	2,000	0,687	1"-8	7,496
AB001.K50-B26-102	CAT50	1,000	2,250	4,000	0,687	1"-8	9,480
AB001.K50-B31-038	CAT50	1,250	2,750	1,500	0,687	1"-8	7,562
AB001.K50-B38-061	CAT50	1,500	3,750	2,400	0,937	1"-8	10,296
AB001.K50-B38-102	CAT50	1,500	3,750	4,000	0,937	1"-8	13,999
AB001.K50-B63-061	CAT50	2,500	4,875	2,400	1,125	1"-8	13,779

E2

WALTER SELECT

●● Primary application ● Other application

Best tool for ➔ Good = ☺ ➔ Average = 😐 ➔ Poor = ☹ machining conditions

New addition to the product range = ☺ 😐 ☹ / ★

www.isotool.se
Tel. 044 - 24 55 70

CAT-V adaptor – Vibration-damped

AC001.K inch

Accure·tec®

– For milling tools with parallel bore according to DIN 138
– With preset vibration damping

Tool

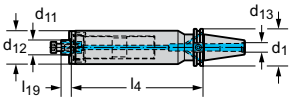

ASME B 5.50

Designation	d_1	d_{11}	l_4 inch	d_{13}	lbs
AC001.K40-B19-191	CAT40	0.750	7,500	5/8"-11	6,834
AC001.K40-B26-229	CAT40	1.000	9,000	5/8"-11	13,007
AC001.K50-B19-191	CAT50	0.750	7,500	1"-8	11,023
AC001.K50-B26-229	CAT50	1.000	9,000	1"-8	17,637
AC001.K50-B38-349	CAT50	1.500	13,750	1"-8	44,092

For pull studs for steep tapers, see „Assembly parts and accessories/Steel taper pull studs"

E2

WALTER SELECT

●● Primary application ● Other application
Best tool for ➔ Good = ☺ ➔ Average = 😐 ➔ Poor = ☹ machining conditions

☺ 😐 ☹ / ★ = New addition to the product range

www.isotool.se
Tel. 044 - 24 55 70

CAT-V adaptor, conical – vibration-damped

AC001.K inch

Accure·tec®

– For milling tools with parallel bore according to DIN 138
– With preset vibration damping

Tool

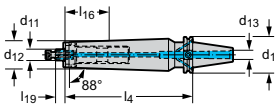

ASME B 5.50

Designation	d_1	d_{11}	l_4 inch	d_{13}	lbs
AC001.K40-B19-229	CAT40	0.750	9,000	5/8"-11	10,097
AC001.K50-B19-229	CAT50	0.750	9,000	1"-8	13,889
AC001.K50-B26-305	CAT50	1.000	12,000	1"-8	24,03

For pull studs for steep tapers, see „Assembly parts and accessories/Steel taper pull studs"

E2

WALTER SELECT

●● Primary application ● Other application
Best tool for ➔ Good = ☺ ➔ Average = 😐 ➔ Poor = ☹ machining conditions

New addition to the product range = ☺ 😐 ☹ / ★

www.isotool.se
Tel. 044 - 24 55 70

DIN 69871 AD/B Weldon adaptor

AB044-S mm

Tool

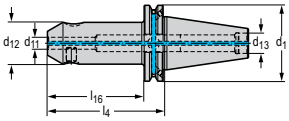

SK DIN 69871 AD/B

Designation	d_1	d_{11} mm	d_{12} mm	l_4 mm	l_{16} mm	d_{13}	kg
AB044-S40-W06-050	SK40	6	25	50	29	M16	0,91
AB044-S40-W06-100	SK40	6	25	100	79	M16	1,06
AB044-S40-W06-160	SK40	6	25	160	141	M16	0,93
AB044-S40-W08-050	SK40	8	28	50	29	M16	0,82
AB044-S40-W08-100	SK40	8	28	100	79	M16	1,14
AB044-S40-W08-160	SK40	8	28	160	141	M16	1,42
AB044-S40-W10-050	SK40	10	35	50	29	M16	0,92
AB044-S40-W10-100	SK40	10	35	100	79	M16	1,34
AB044-S40-W10-160	SK40	10	35	160	141	M16	1,81
AB044-S40-W12-050	SK40	12	42	50	29	M16	1,07
AB044-S40-W12-100	SK40	12	42	100	79	M16	1,57
AB044-S40-W12-160	SK40	12	42	160	141	M16	2,2
AB044-S40-W14-050	SK40	14	44	50	31	M16	1,2
AB044-S40-W14-100	SK40	14	44	100	81	M16	1,2
AB044-S40-W14-160	SK40	14	44	160	141	M16	2,51
AB044-S40-W16-063	SK40	16	48	63	42	M16	1,3
AB044-S40-W16-100	SK40	16	48	100	79	M16	1,79
AB044-S40-W16-160	SK40	16	48	160	141	M16	2,7
AB044-S40-W18-063	SK40	18	50	63	44	M16	1,3
AB044-S40-W18-100	SK40	18	50	100	81	M16	1,6
AB044-S40-W18-160	SK40	18	50	160	141	M16	2,83
AB044-S40-W20-063	SK40	20	52	63	42	M16	1,26
AB044-S40-W20-100	SK40	20	52	100	79	M16	1,84
AB044-S40-W20-160	SK40	20	52	160	141	M16	2,8
AB044-S40-W25-100	SK40	25	65	100	100	M16	2,24
AB044-S40-W25-120	SK40	25	65	120	101	M16	2,9
AB044-S40-W25-160	SK40	25	65	160	141	M16	3,9
AB044-S40-W32-100	SK40	32	72	100	100	M16	2,54
AB044-S40-W32-120	SK40	32	72	120	101	M16	3,2
AB044-S40-W32-160	SK40	40	72	160	141	M16	4,81
AB044-S40-W40-120	SK40	40	78	120	101	M16	2,91
AB044-S50-W06-063	SK50	6	25	63	44	M24	2,7
AB044-S50-W06-100	SK50	6	25	100	81	M24	2,75
AB044-S50-W06-160	SK50	6	25	160	141	M24	3,3
AB044-S50-W08-063	SK50	8	28	63	44	M24	2,71
AB044-S50-W08-100	SK50	8	28	100	81	M24	2,76

Bodies and assembly parts are included in the scope of delivery

E2

WALTER SELECT

●● Primary application ● Other application

Best tool for → Good = ☺ → Average = 😐 → Poor = ☹ machining conditions

☺ 😐 ☹ / ★ = New addition to the product range

www.isotool.se
Tel. 044 - 24 55 70

Tool

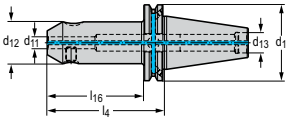

SK DIN 69871 AD/B

Designation	d_1	d_{11} mm	d_{12} mm	l_4 mm	l_{16} mm	d_{13}	kg
AB044-S50-W08-160	SK50	8	28	160	141	M24	3,3
AB044-S50-W10-063	SK50	10	35	63	44	M24	2,91
AB044-S50-W10-100	SK50	10	35	100	81	M24	2,96
AB044-S50-W10-160	SK50	10	35	160	141	M24	3,6
AB044-S50-W12-063	SK50	12	42	63	41	M24	3
AB044-S50-W12-100	SK50	12	42	100	81	M24	3,4
AB044-S50-W12-160	SK50	12	42	160	141	M24	3,9
AB044-S50-W14-063	SK50	14	44	63	44	M24	3
AB044-S50-W14-100	SK50	14	44	100	81	M24	3,06
AB044-S50-W14-160	SK50	14	44	160	141	M24	4
AB044-S50-W16-063	SK50	16	48	63	41	M24	3
AB044-S50-W16-100	SK50	16	48	100	81	M24	3,41
AB044-S50-W16-160	SK50	16	48	160	141	M24	4,4
AB044-S50-W18-063	SK50	18	50	63	44	M24	3
AB044-S50-W18-100	SK50	18	50	100	81	M24	3,08
AB044-S50-W18-160	SK50	18	50	160	141	M24	4,4
AB044-S50-W20-063	SK50	20	52	63	41	M24	3,27
AB044-S50-W20-100	SK50	20	52	100	78	M24	3,71
AB044-S50-W20-160	SK50	20	52	160	141	M24	4,6
AB044-S50-W25-080	SK50	25	65	80	58	M24	3,8
AB044-S50-W25-120	SK50	25	65	120	98	M24	4,45
AB044-S50-W25-160	SK50	25	65	160	141	M24	5,9
AB044-S50-W32-100	SK50	32	72	100	78	M24	4,6
AB044-S50-W32-160	SK50	32	72	160	138	M24	6,4
AB044-S50-W40-120	SK50	40	78	120	101	M24	5,29
AB044-S50-W40-160	SK50	40	78	160	141	M24	6,67

Bodies and assembly parts are included in the scope of delivery

Assembly parts

	d_{11} [mm]	6	8	10	12	14–18	16	20	25	32–40
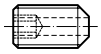	DIN 1835-B clamping screw	FS835 (SW 3)	M08X010 (SW 4)	M10X012 (SW 5)	M12X016 (SW 6)		M14X016 (SW 6)	M16X016 (SW 8)	M18X2X020 (SW 10)	M20X2X020 (SW 10)

E2

www.isotool.se
Tel. 044 - 24 55 70

MAS-BT JIS B 6339 Weldon adaptor

AB044-J mm

Tool

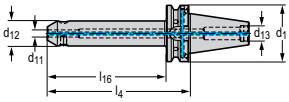

JIS B 6339 AD/B

Designation	d_1	d_{11} mm	d_{12} mm	l_4 mm	l_{16} mm	d_{13}	kg
AB044-J40-W06-050	BT40	6	25	50	23	M16	0,9
AB044-J40-W06-100	BT40	6	25	100	71	M16	1,21
AB044-J40-W06-160	BT40	6	25	160	133	M16	1,36
AB044-J40-W08-050	BT40	8	28	50	23	M16	0,9
AB044-J40-W08-100	BT40	8	28	100	71	M16	1,27
AB044-J40-W08-160	BT40	8	28	160	133	M16	1,46
AB044-J40-W10-063	BT40	10	35	63	36	M16	1,1
AB044-J40-W10-100	BT40	10	35	100	71	M16	1,44
AB044-J40-W10-160	BT40	10	35	160	133	M16	1,63
AB044-J40-W12-063	BT40	12	42	63	34	M16	1,23
AB044-J40-W12-100	BT40	12	42	100	71	M16	1,66
AB044-J40-W12-160	BT40	12	42	160	133	M16	1,86
AB044-J40-W14-063	BT40	14	44	63	36	M16	1,26
AB044-J40-W14-100	BT40	14	44	100	73	M16	1,68
AB044-J40-W14-160	BT40	14	44	160	133	M16	1,85
AB044-J40-W16-063	BT40	16	48	63	34	M16	1,39
AB044-J40-W16-100	BT40	16	48	100	71	M16	1,84
AB044-J40-W16-160	BT40	16	48	160	133	M16	2,1
AB044-J40-W18-063	BT40	18	50	63	36	M16	1,24
AB044-J40-W18-100	BT40	18	50	100	73	M16	1,85
AB044-J40-W18-160	BT40	18	50	160	133	M16	2,22
AB044-J40-W20-063	BT40	20	52	63	34	M16	1,37
AB044-J40-W20-100	BT40	20	52	100	71	M16	1,92
AB044-J40-W20-160	BT40	20	52	160	133	M16	2,33
AB044-J40-W25-090	BT40	25	59	90	61	M16	1,92
AB044-J40-W25-120	BT40	25	59	120	93	M16	2,24
AB044-J40-W25-160	BT40	25	59	160	133	M16	2,62
AB044-J40-W32-100	BT40	32	72	100	100	M16	2,4
AB044-J40-W32-120	BT40	32	72	120	93	M16	2,65
AB044-J40-W32-160	BT40	32	72	160	113	M16	3,01
AB044-J50-W06-063	BT50	6	25	63	22	M24	3,8
AB044-J50-W08-063	BT50	8	28	63	22	M24	3,76
AB044-J50-W08-100	BT50	8	28	100	62	M24	4,26
AB044-J50-W08-160	BT50	8	28	160	102	M24	4,7
AB044-J50-W10-070	BT50	10	35	70	29	M24	3,8
AB044-J50-W10-100	BT50	10	35	100	62	M24	4,33

Bodies and assembly parts are included in the scope of delivery

E2

WALTER SELECT

●● Primary application ● Other application

Best tool for → Good = ☺ → Average = 😐 → Poor = ☹ machining conditions

☺ 😐 ☹ / ★ = New addition to the product range

www.isotool.se
Tel. 044 - 24 55 70

Tool

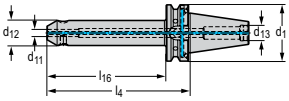

JIS B 6339 AD/B

Designation	d_1	d_{11} mm	d_{12} mm	l_4 mm	l_{16} mm	d_{13}	kg
AB044-J50-W10-160	BT50	10	35	160	102	M24	4,85
AB044-J50-W12-080	BT50	12	42	80	36	M24	3,99
AB044-J50-W12-100	BT50	12	42	100	62	M24	2,5
AB044-J50-W12-160	BT50	12	42	160	102	M24	4,76
AB044-J50-W14-080	BT50	14	44	55	17	M24	3
AB044-J50-W14-100	BT50	14	44	100	62	M24	3,56
AB044-J50-W14-160	BT50	14	44	160	102	M24	4
AB044-J50-W06-100	BT50	16	25	100	62	M24	4,22
AB044-J50-W06-160	BT50	16	25	160	102	M24	4,63
AB044-J50-W16-080	BT50	16	48	80	39	M24	4
AB044-J50-W16-100	BT50	16	48	100	62	M24	4,3
AB044-J50-W16-160	BT50	16	48	160	102	M24	4,82
AB044-J50-W18-080	BT50	18	50	63	25	M24	3
AB044-J50-W18-100	BT50	18	50	100	62	M24	3,57
AB044-J50-W18-160	BT50	18	50	160	102	M24	4,03
AB044-J50-W20-080	BT50	20	52	80	39	M24	4,18
AB044-J50-W20-100	BT50	20	52	100	59	M24	4,5
AB044-J50-W20-160	BT50	20	52	160	102	M24	4,81
AB044-J50-W25-100	BT50	25	65	100	59	M24	4,01
AB044-J50-W25-120	BT50	25	65	120	62	M24	4,46
AB044-J50-W25-160	BT50	25	65	160	119	M24	6
AB044-J50-W32-105	BT50	32	72	105	64	M24	5,31
AB044-J50-W32-160	BT50	32	72	160	119	M24	6,66
AB044-J50-W40-115	BT50	40	78	115	74	M24	5,6
AB044-J50-W40-160	BT50	40	78	160	102	M24	6,12

Bodies and assembly parts are included in the scope of delivery

Assembly parts

d_{11} [mm]	6	8	10	12–14	16	18	20	25	32–40
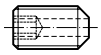 DIN 1835-B clamping screw	FS835 (SW 3)	M08X010 (SW 4)	M10X012 (SW 5)	M12X016 (SW 6)	M14X016 (SW 6)	M14X016 (SW 6)	M16X016 (SW 8)	M18X2X020 (SW 10)	M20X2X020 (SW 10)

E2

www.isotool.se
Tel. 044 - 24 55 70

ASME B5.50 Weldon shank adaptor

AB044.K inch

– For tools with shank in accordance with DIN 1835 Form B

Tool

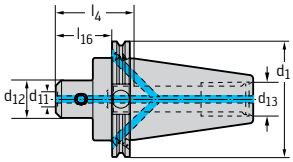

ASME B 5.50

Designation	d_1	d_{11} inch	d_{12} inch	l_4 inch	l_{16} inch	d_{13}	lbs
AB044.K40-W07-064	CAT40	0,250	0,874	2,500	1,118	5/8"-11	2,447
AB044.K40-W09-044	CAT40	0,375	1,000	1,750	1,000	5/8"-11	2,094
AB044.K40-W09-064	CAT40	0,375	1,000	2,500	1,118	5/8"-11	2,469
AB044.K40-W13-044	CAT40	0,500	1,748	1,750	1,000	5/8"-11	2,388
AB044.K40-W13-067	CAT40	0,500	1,252	2,62	1,24	5/8"-11	2,601
AB044.K40-W15-044	CAT40	0,625	1,748	1,750	1,000	5/8"-11	2,390
AB044.K40-W15-070	CAT40	0,625	1,500	2,750	1,37	5/8"-11	2,712
AB044.K40-W19-044	CAT40	0,750	1,748	1,750	1,000	5/8"-11	2,205
AB044.K40-W19-089	CAT40	0,750	1,748	3,500	2,748	5/8"-11	2,793
AB044.K40-W26-044	CAT40	1,000	1,900	1,750	1,000	5/8"-11	2,161
AB044.K40-W26-102	CAT40	1,000	2,000	4,000	3,252	5/8"-11	3,549
AB044.K40-W31-102	CAT40	1,250	2,500	4,000	4,000	5/8"-11	4,513
AB044.K40-W39-102	CAT40	1,500	2,625	4,000	4,000	5/8"-11	4,85
AB044.K50-W13-067	CAT50	0,500	1,252	2,625	1,244	1"-8	7,165
AB044.K50-W15-095	CAT50	0,625	1,500	3,750	2,37	1"-8	7,804
AB044.K50-W19-095	CAT50	0,750	1,748	3,750	2,37	1"-8	8,003
AB044.K50-W26-102	CAT50	1,000	2,000	4,000	2,618	1"-8	8,225
AB044.K50-W31-102	CAT50	1,250	2,500	4,000	2,618	1"-8	9,105
AB044.K50-W39-102	CAT50	1,500	2,748	4,000	3,252	1"-8	8,920
AB044.K50-W51-143	CAT50	2,000	3,748	5,625	4,874	1"-8	16,061

www.isotool.se
Tel. 044 - 24 55 70

DIN 69871 AD/B hydraulic expansion chuck

AB016-S mm

Tool

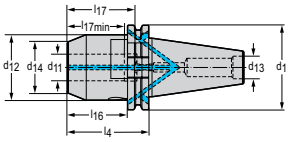

SK DIN 69871 AD/B

Designation	d_1	d_{11} mm	d_{12} mm	d_{14} mm	l_4 mm	l_{16} mm	l_{17} mm	$l_{17\,min}$ mm	d_{13}	kg
AB016-S40-P12-050	SK40	12	42	32	50	31	46	36	M16	1,1
AB016-S40-P20-065	SK40	20	49,3	38	64,5	45,5	51	41	M16	1,32
AB016-S50-P20-065	SK50	20	49,3	38	64,5	45,5	51	41	M24	3,04
AB016-S50-P32-081	SK50	32	72	58,5	81	62	61	51	M24	4

Accessories

	d_{11} [mm]	12	20	32
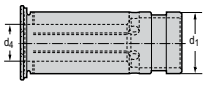	Adaptor sleeves sealed for int. cooling d_4 = 3 mm	FS2189	FS2199	
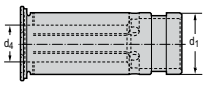	Adaptor sleeves sealed for int. cooling d_4 = 4 mm	FS2190	FS2200	
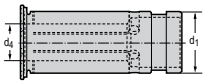	Adaptor sleeves sealed for int. cooling d_4 = 5 mm	FS2191	FS2201	
	Adaptor sleeves sealed for int. cooling d_4 = 6 mm	FS2192	FS2202	FS2222
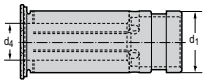	Adaptor sleeves sealed for int. cooling d_4 = 7 mm		FS2203	
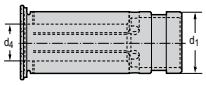	Adaptor sleeves sealed for int. cooling d_4 = 8 mm	FS2193	FS2204	FS2223
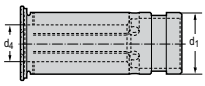	Adaptor sleeves sealed for int. cooling d_4 = 9 mm		FS2205	
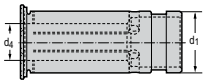	Adaptor sleeves sealed for int. cooling d_4 = 10 mm		FS2206	FS2224
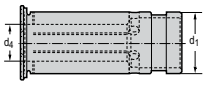	Adaptor sleeves sealed for int. cooling d_4 = 11 mm		FS2207	
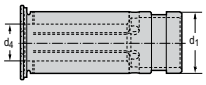	Adaptor sleeves sealed for int. cooling d_4 = 12 mm		FS2208	FS2225
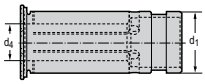	Adaptor sleeves sealed for int. cooling d_4 = 13 mm		FS2209	
	Adaptor sleeves sealed for int. cooling d_4 = 14 mm		FS2210	FS2226
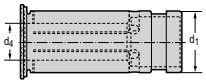	Adaptor sleeves sealed for int. cooling d_4 = 15 mm		FS2211	

E2

WALTER SELECT

●● Primary application ● Other application

Best tool for ➔ Good = ☺ ➔ Average = 😐 ➔ Poor = ☹ machining conditions

New addition to the product range = ☺ 😐 ☹ / ★

www.isotool.se
Tel. 044 - 24 55 70

Accessories

	d_{11} [mm]	12	20	32
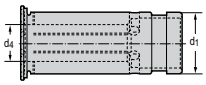	Adaptor sleeves sealed for int. cooling d_4 = 16 mm		FS2212	FS2227
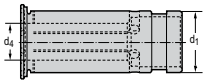	Adaptor sleeves sealed for int. cooling d_4 = 18 mm			FS2228
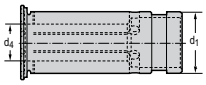	Adaptor sleeves sealed for int. cooling d_4 = 20 mm			FS2229
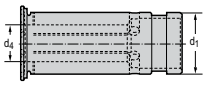	Adaptor sleeves sealed for int. cooling d_4 = 25 mm			FS2230
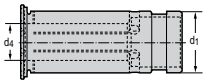	Adaptor sleeves for PK d_4 = 3 mm	FS2194	FS2213	
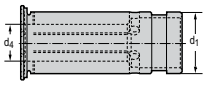	Adaptor sleeves for PK d_4 = 4 mm	FS2195	FS2214	
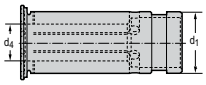	Adaptor sleeves for PK d_4 = 5 mm	FS2196	FS2215	
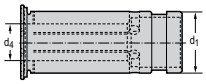	Adaptor sleeves for PK d_4 = 6 mm	FS2197	FS2216	FS2231
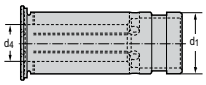	Adaptor sleeves for PK d_4 = 8 mm	FS2198	FS2217	FS2232
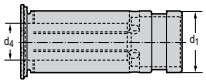	Adaptor sleeves for PK d_4 = 10 mm		FS2218	FS2233
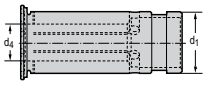	Adaptor sleeves for PK d_4 = 12 mm		FS2219	FS2234
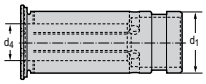	Adaptor sleeves for PK d_4 = 14 mm		FS2220	FS2235
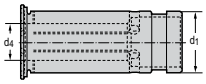	Adaptor sleeves for PK d_4 = 16 mm		FS2221	FS2236
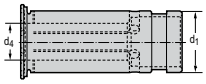	Adaptor sleeves for PK d_4 = 18 mm			FS2237
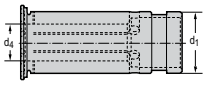	Adaptor sleeves for PK d_4 = 20 mm			FS2238
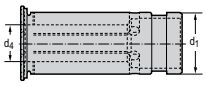	Adaptor sleeves for PK d_4 = 25 mm			FS2239

E2

www.isotool.se
Tel. 044 - 24 55 70

MAS-BT JIS B 6339 hydraulic expansion chuck

AB016-J mm

Tool

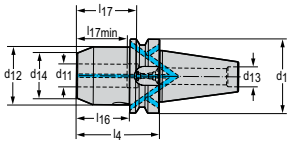

JIS B 6339

Designation	d_1	d_{11} mm	d_{12} mm	d_{14} mm	l_4 mm	l_{16} mm	l_{17} mm	$l_{17\,min}$ mm	d_{13}	kg
AB016-J30-P12-069	BT30	12	42	32	69	31	46	36	M12	0,85
AB016-J30-P20-090	BT30	20	42	38	90	51	51	41	M12	0,99
AB016-J40-P12-058	BT40	12	42	32	58	31	46	36	M16	1,25
AB016-J40-P20-072	BT40	20	49,3	38	72,5	45,5	51	41	M16	1,48
AB016-J50-P20-084	BT50	20	49,3	38	83,5	45,5	51	41	M24	4,04
AB016-J50-P32-090	BT50	32	72	58,5	90	52	61	51	M24	4,66

Accessories

	d_{11} [mm]	12	20	32
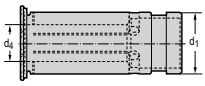	Adaptor sleeves sealed for int. cooling d_4 = 3 mm	FS2189	FS2199	
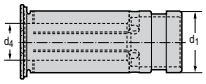	Adaptor sleeves sealed for int. cooling d_4 = 4 mm	FS2190	FS2200	
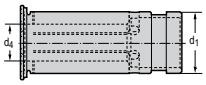	Adaptor sleeves sealed for int. cooling d_4 = 5 mm	FS2191	FS2201	
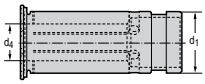	Adaptor sleeves sealed for int. cooling d_4 = 6 mm	FS2192	FS2202	FS2222
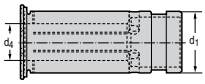	Adaptor sleeves sealed for int. cooling d_4 = 7 mm		FS2203	
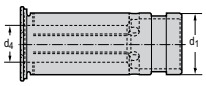	Adaptor sleeves sealed for int. cooling d_4 = 8 mm	FS2193	FS2204	FS2223
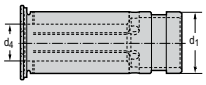	Adaptor sleeves sealed for int. cooling d_4 = 9 mm		FS2205	
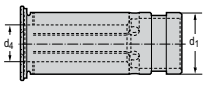	Adaptor sleeves sealed for int. cooling d_4 = 10 mm		FS2206	FS2224
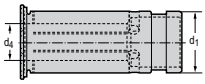	Adaptor sleeves sealed for int. cooling d_4 = 11 mm		FS2207	
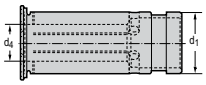	Adaptor sleeves sealed for int. cooling d_4 = 12 mm		FS2208	FS2225
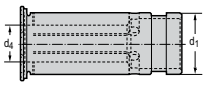	Adaptor sleeves sealed for int. cooling d_4 = 13 mm		FS2209	
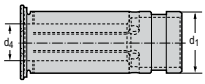	Adaptor sleeves sealed for int. cooling d_4 = 14 mm		FS2210	FS2226
	Adaptor sleeves sealed for int. cooling d_4 = 15 mm		FS2211	

E2

WALTER SELECT

●● Primary application ● Other application

Best tool for → Good = ☺ → Average = 😐 → Poor = ☹ machining conditions

New addition to the product range = ☺ 😐 ☹ / ★

www.isotool.se
Tel. 044 - 24 55 70

Accessories

	d_{11} [mm]	12	20	32
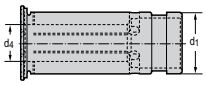	Adaptor sleeves sealed for int. cooling d_4 = 16 mm		FS2212	FS2227
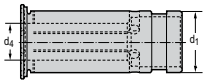	Adaptor sleeves sealed for int. cooling d_4 = 18 mm			FS2228
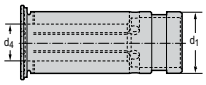	Adaptor sleeves sealed for int. cooling d_4 = 20 mm			FS2229
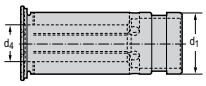	Adaptor sleeves sealed for int. cooling d_4 = 25 mm			FS2230
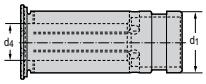	Adaptor sleeves for PK d_4 = 3 mm	FS2194	FS2213	
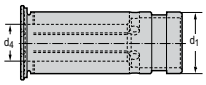	Adaptor sleeves for PK d_4 = 4 mm	FS2195	FS2214	
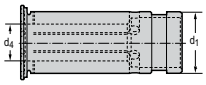	Adaptor sleeves for PK d_4 = 5 mm	FS2196	FS2215	
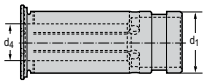	Adaptor sleeves for PK d_4 = 6 mm	FS2197	FS2216	FS2231
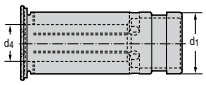	Adaptor sleeves for PK d_4 = 8 mm	FS2198	FS2217	FS2232
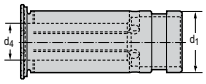	Adaptor sleeves for PK d_4 = 10 mm		FS2218	FS2233
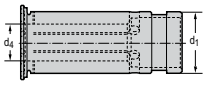	Adaptor sleeves for PK d_4 = 12 mm		FS2219	FS2234
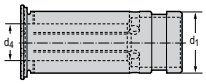	Adaptor sleeves for PK d_4 = 14 mm		FS2220	FS2235
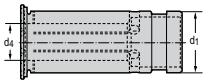	Adaptor sleeves for PK d_4 = 16 mm		FS2221	FS2236
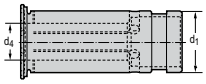	Adaptor sleeves for PK d_4 = 18 mm			FS2237
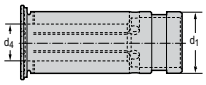	Adaptor sleeves for PK d_4 = 20 mm			FS2238
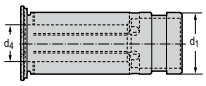	Adaptor sleeves for PK d_4 = 25 mm			FS2239

E2

www.isotool.se
Tel. 044 - 24 55 70

ASME B5.50 hydraulic expansion chuck

AB016.K mm

Tool

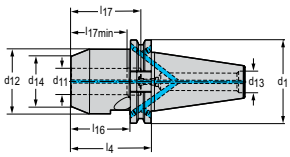

ASME B 5.50

Designation	d_1	d_{11} mm	d_{12} mm	d_{14} mm	l_4 mm	l_{16} mm	l_{17} mm	$l_{17\,min}$ mm	d_{13}	kg
AB016.K40-P20-065	CAT40	20	49,3	38	64,5	45,5	51	41	5/8"-11	1,34
AB016.K50-P32-081	CAT50	32	72	58,5	81	62	61	51	1"-8	4,05

Accessories

	d_{11} [mm]	20	32
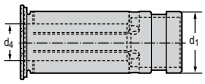	Adaptor sleeves sealed for int. cooling d_4 = 3 mm	FS2199	
	Adaptor sleeves sealed for int. cooling d_4 = 4 mm	FS2200	
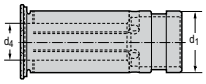	Adaptor sleeves sealed for int. cooling d_4 = 5 mm	FS2201	
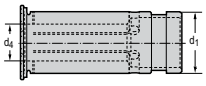	Adaptor sleeves sealed for int. cooling d_4 = 6 mm	FS2202	FS2222
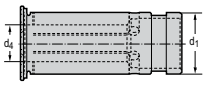	Adaptor sleeves sealed for int. cooling d_4 = 7 mm	FS2203	
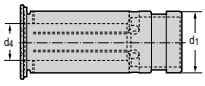	Adaptor sleeves sealed for int. cooling d_4 = 8 mm	FS2204	FS2223
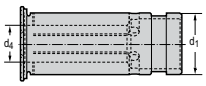	Adaptor sleeves sealed for int. cooling d_4 = 9 mm	FS2205	
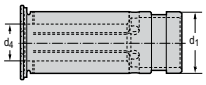	Adaptor sleeves sealed for int. cooling d_4 = 10 mm	FS2206	FS2224
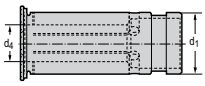	Adaptor sleeves sealed for int. cooling d_4 = 11 mm	FS2207	
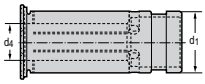	Adaptor sleeves sealed for int. cooling d_4 = 12 mm	FS2208	FS2225
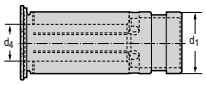	Adaptor sleeves sealed for int. cooling d_4 = 13 mm	FS2209	
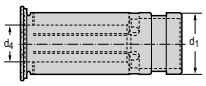	Adaptor sleeves sealed for int. cooling d_4 = 14 mm	FS2210	FS2226
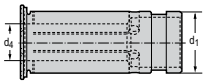	Adaptor sleeves sealed for int. cooling d_4 = 15 mm	FS2211	

WALTER SELECT

●● Primary application ● Other application

Best tool for → Good = ☺ → Average = 😐 → Poor = ☹ machining conditions

www.isotool.se
Tel. 044 - 24 55 70

Accessories

	d_{11} [mm]	20	32
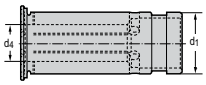	Adaptor sleeves sealed for int. cooling d_4 = 16 mm	FS2212	FS2227
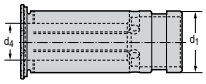	Adaptor sleeves sealed for int. cooling d_4 = 18 mm		FS2228
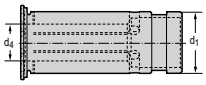	Adaptor sleeves sealed for int. cooling d_4 = 20 mm		FS2229
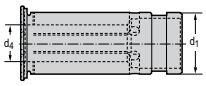	Adaptor sleeves sealed for int. cooling d_4 = 25 mm		FS2230
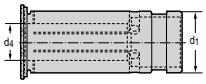	Adaptor sleeves for PK d_4 = 3 mm	FS2213	
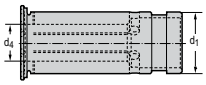	Adaptor sleeves for PK d_4 = 4 mm	FS2214	
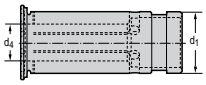	Adaptor sleeves for PK d_4 = 5 mm	FS2215	
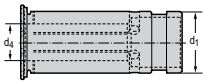	Adaptor sleeves for PK d_4 = 6 mm	FS2216	FS2231
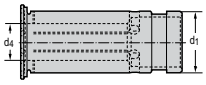	Adaptor sleeves for PK d_4 = 8 mm	FS2217	FS2232
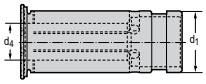	Adaptor sleeves for PK d_4 = 10 mm	FS2218	FS2233
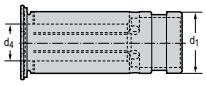	Adaptor sleeves for PK d_4 = 12 mm	FS2219	FS2234
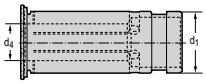	Adaptor sleeves for PK d_4 = 14 mm	FS2220	FS2235
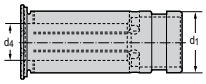	Adaptor sleeves for PK d_4 = 16 mm	FS2221	FS2236
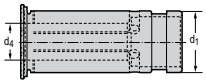	Adaptor sleeves for PK d_4 = 18 mm		FS2237
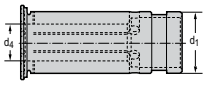	Adaptor sleeves for PK d_4 = 20 mm		FS2238
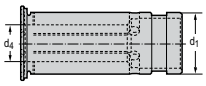	Adaptor sleeves for PK d_4 = 25 mm		FS2239

www.isotool.se
Tel. 044 - 24 55 70

DIN 69871 AD/B ER collet chuck with internal cooling

AB009-S mm

Tool

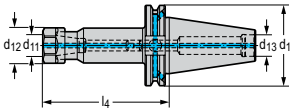

SK DIN 69871 AD/B

Designation	d_1	d_{11}	d_{12} mm	l_4 mm	d_{13}	Collets	kg
AB009-S40-ER16-070	SK40	1-10	28	70	M16	ER16	0,97
AB009-S40-ER16-100	SK40	1-10	28	100	M16	ER16	1,12
AB009-S40-ER16-160	SK40	1-10	28	160	M16	ER16	1,4
AB009-S40-ER20-070	SK40	1-13	34	70	M16	ER20	1,02
AB009-S40-ER20-100	SK40	1-13	34	100	M16	ER20	1,25
AB009-S40-ER20-160	SK40	1-13	34	160	M16	ER20	1,67
AB009-S40-ER25-070	SK40	1-16	42	70	M16	ER25	1,13
AB009-S40-ER25-100	SK40	1-16	42	100	M16	ER25	1,4
AB009-S40-ER25-160	SK40	1-16	42	160	M16	ER25	1,91
AB009-S40-ER32-070	SK40	1-20	50	70	M16	ER32	1,18
AB009-S40-ER32-100	SK40	1-20	50	100	M16	ER32	1,23
AB009-S40-ER32-160	SK40	1-20	50	160	M16	ER32	2
AB009-S40-ER40-070	SK40	2-26	63	70	M16	ER40	1,2
AB009-S40-ER40-100	SK40	2-26	63	100	M16	ER40	1,6
AB009-S40-ER40-160	SK40	2-26	63	160	M16	ER40	2,36
AB009-S50-ER16-070	SK50	1-10	28	70	M24	ER16	2,9
AB009-S50-ER16-100	SK50	1-10	28	100	M24	ER16	3,1
AB009-S50-ER16-160	SK50	1-10	28	160	M24	ER16	3,31
AB009-S50-ER20-070	SK50	1-13	34	70	M24	ER20	2,96
AB009-S50-ER20-100	SK50	1-13	34	100	M24	ER20	3,22
AB009-S50-ER20-160	SK50	1-13	34	160	M24	ER20	3,55
AB009-S50-ER25-070	SK50	1-16	42	70	M24	ER25	3,02
AB009-S50-ER25-100	SK50	1-16	42	100	M24	ER25	3,3
AB009-S50-ER25-160	SK50	1-16	42	160	M24	ER25	3,63
AB009-S50-ER32-070	SK50	1-20	50	70	M24	ER32	2,92
AB009-S50-ER32-100	SK50	1-20	50	100	M24	ER32	3,28
AB009-S50-ER32-160	SK50	1-20	50	160	M24	ER32	4,05
AB009-S50-ER40-070	SK50	2-26	63	70	M24	ER40	3,26
AB009-S50-ER40-100	SK50	2-26	63	100	M24	ER40	3,5
AB009-S50-ER40-160	SK50	2-26	63	160	M24	ER40	4,95

Bodies and assembly parts are included in the scope of delivery

Assembly parts

	Collets	ER16	ER20	ER25	ER32	ER40
	Clamping nut for internal coolant supply	FS1448	FS1359	FS1449	FS1360	FS1450

Accessories

	Collets	ER16	ER20	ER25	ER32	ER40
	Keys	FS1539		FS1544	FS1545	FS1546
	Clamping nut	FS1537	FS2183	FS1540	FS1541	FS1542
	Collets	C330.10.010	C330.13.010	C330.16.020	C330.20.020	C330.26.030

WALTER SELECT

●● Primary application ● Other application

Best tool for ➔ Good = ☺ ➔ Average = 😐 ➔ Poor = ☹ machining conditions

www.isotool.se
Tel. 044 - 24 55 70

Accessories

Collets	ER16	ER20	ER25	ER32	ER40
Collets	C330.10.020	C330.13.020	C330.16.030	C330.20.030	C330.26.040
Collets	C330.10.030	C330.13.030	C330.16.040	C330.20.040	C330.26.050
Collets	C330.10.040	C330.13.040	C330.16.050	C330.20.050	C330.26.060
Collets	C330.10.050	C330.13.050	C330.16.060	C330.20.060	C330.26.070
Collets	C330.10.060	C330.13.060	C330.16.070	C330.20.070	C330.26.080
Collets	C330.10.070	C330.13.070	C330.16.080	C330.20.080	C330.26.090
Collets	C330.10.080	C330.13.080	C330.16.090	C330.20.090	C330.26.100
Collets	C330.10.090	C330.13.090	C330.16.100	C330.20.100	C330.26.110
Collets	C330.10.100	C330.13.100	C330.16.110	C330.20.110	C330.26.120
Collets		C330.13.110	C330.16.120	C330.20.120	C330.26.130
Collets		C330.13.120	C330.16.130	C330.20.130	C330.26.140
Collets		C330.13.130	C330.16.140	C330.20.140	C330.26.150
Collets			C330.16.150	C330.20.150	C330.26.160
Collets			C330.16.160	C330.20.160	C330.26.170
Collets				C330.20.170	C330.26.180
Collets				C330.20.180	C330.26.190
Collets				C330.20.190	C330.26.200
Collets				C330.20.200	C330.26.210
Collets					C330.26.220
Collets					C330.26.230

E2

www.isotool.se
Tel. 044 - 24 55 70

Accessories

	Collets	ER16	ER20	ER25	ER32	ER40
	Collets					C330.26.240
	Collets					C330.26.250
	Collets					C330.26.260
	Sealing disc	FS1238	FS1408	FS1253	FS1424	FS1280
	Sealing disc	FS1239	FS1409	FS1254	FS1425	FS1282
	Sealing disc	FS1240	FS1410	FS1255	FS1426	FS1284
	Sealing disc	FS1241	FS1411	FS1256	FS1427	FS1285
	Sealing disc	FS1242	FS1412	FS1257	FS1428	FS1286
	Sealing disc	FS1243	FS1413	FS1258	FS1429	FS1287
	Sealing disc	FS1244	FS1414	FS1259	FS1430	FS1288
	Sealing disc	FS1245	FS1415	FS1260	FS1431	FS1290
	Sealing disc	FS1246	FS1416	FS1261	FS1432	FS1291
	Sealing disc	FS1247	FS1417	FS1262	FS1433	FS1292
	Sealing disc	FS1248	FS1418	FS1263	FS1434	FS1294
	Sealing disc	FS1249	FS1419	FS1264	FS1435	FS1296
	Sealing disc	FS1250	FS1420	FS1265	FS1436	FS1297
	Sealing disc	FS1251	FS1421	FS1266	FS1437	FS1298
	Sealing disc	FS1252	FS1422	FS1267	FS1438	FS1299
	Sealing disc		FS1423	FS1268	FS1439	FS1300
	Sealing disc		FS1361	FS1269	FS1440	FS1302
	Sealing disc		FS1362	FS1270	FS1441	FS1303
	Sealing disc		FS1363	FS1271	FS1442	FS1304
	Sealing disc		FS1364	FS1272	FS1443	FS1306
	Sealing disc		FS1365	FS1273	FS1444	FS1307
	Sealing disc			FS1274	FS1445	FS1308
	Sealing disc			FS1275	FS1446	FS1310
	Sealing disc			FS1276	FS1447	FS1312

www.isotool.se
Tel. 044 - 24 55 70

Accessories

Collets	ER16	ER20	ER25	ER32	ER40
Sealing disc			FS1277	FS1366	FS1313
Sealing disc			FS1278	FS1367	FS1314
Sealing disc			FS1279	FS1368	FS1315
Sealing disc				FS1369	FS1318
Sealing disc				FS1370	FS1319
Sealing disc				FS1371	FS1324
Sealing disc				FS1372	FS1325
Sealing disc				FS1373	
Sealing disc				FS1374	
Sealing disc				FS1375	
Sealing disc				FS1376	

www.isotool.se
Tel. 044 - 24 55 70

MAS-BT JIS B 6339 ER collet chuck with internal cooling

AB009-J mm

Tool

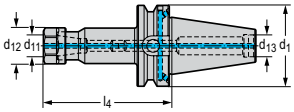

JIS B 6339 AD/B

Designation	d_1	d_{11}	d_{12} mm	l_4 mm	d_{13}	Collets	kg
AB009-J40-ER16-070	BT40	1-10	28	70	M16	ER16	1,18
AB009-J40-ER16-100	BT40	1-10	28	100	M16	ER16	1
AB009-J40-ER16-160	BT40	1-10	28	160	M16	ER16	1,5
AB009-J40-ER20-070	BT40	1-13	34	70	M16	ER20	1,21
AB009-J40-ER20-100	BT40	1-13	34	100	M16	ER20	1,39
AB009-J40-ER20-160	BT40	1-13	34	160	M16	ER20	1,78
AB009-J40-ER25-070	BT40	1-16	42	70	M16	ER25	1,21
AB009-J40-ER25-100	BT40	1-16	42	100	M16	ER25	1,5
AB009-J40-ER25-160	BT40	1-16	42	160	M16	ER25	2,1
AB009-J40-ER32-070	BT40	1-20	50	70	M16	ER32	1,23
AB009-J40-ER32-100	BT40	1-20	50	100	M16	ER32	1,63
AB009-J40-ER32-160	BT40	1-20	50	160	M16	ER32	2,49
AB009-J40-ER40-070	BT40	2-26	63	70	M16	ER40	1,35
AB009-J40-ER40-100	BT40	2-26	63	100	M16	ER40	1,69
AB009-J40-ER40-160	BT40	2-26	63	160	M16	ER40	2,53
AB009-J50-ER16-070	BT50	1-10	28	70	M24	ER16	3,1
AB009-J50-ER16-100	BT50	1-10	28	100	M24	ER16	3,35
AB009-J50-ER16-160	BT50	1-10	28	160	M24	ER16	3,7
AB009-J50-ER20-070	BT50	1-13	34	70	M24	ER20	3,97
AB009-J50-ER20-100	BT50	1-13	34	100	M24	ER20	4
AB009-J50-ER20-160	BT50	1-13	34	160	M24	ER20	4,44
AB009-J50-ER25-070	BT50	1-16	42	70	M24	ER25	3,9
AB009-J50-ER25-100	BT50	1-16	42	100	M24	ER25	4,08
AB009-J50-ER25-160	BT50	1-16	42	160	M24	ER25	4,43
AB009-J50-ER32-070	BT50	1-20	50	70	M24	ER32	3,82
AB009-J50-ER32-100	BT50	1-20	50	100	M24	ER32	4,26
AB009-J50-ER32-160	BT50	1-20	50	160	M24	ER32	5,02
AB009-J50-ER40-080	BT50	2-26	63	80	M24	ER40	3,9
AB009-J50-ER40-100	BT50	2-26	63	100	M24	ER40	4,36
AB009-J50-ER40-160	BT50	2-26	63	160	M24	ER40	5,74

Bodies and assembly parts are included in the scope of delivery

Assembly parts

	Collets	ER16	ER20	ER25	ER32	ER40
	Clamping nut for internal coolant supply	FS1448	FS1359	FS1449	FS1360	FS1450
	Collets					C330.26.080
	Sealing disc					FS1297

Accessories

	Collets	ER16	ER20	ER25	ER32	ER40
	Keys	FS1539		FS1544	FS1545	FS1546

WALTER SELECT

●● Primary application ● Other application

Best tool for ➔ Good = ☺ ➔ Average = 😐 ➔ Poor = ☹ machining conditions

New addition to the product range = ☺ 😐 ☹ / ★

www.isotool.se
Tel. 044 - 24 55 70

Accessories

Collets	ER16	ER20	ER25	ER32	ER40
Clamping nut	FS1537	FS2183	FS1540	FS1541	FS1542
Collets	C330.10.010	C330.13.010	C330.16.020	C330.20.020	C330.26.030
Collets	C330.10.020	C330.13.020	C330.16.030	C330.20.030	C330.26.040
Collets	C330.10.030	C330.13.030	C330.16.040	C330.20.040	C330.26.050
Collets	C330.10.040	C330.13.040	C330.16.050	C330.20.050	C330.26.060
Collets	C330.10.050	C330.13.050	C330.16.060	C330.20.060	C330.26.070
Collets	C330.10.060	C330.13.060	C330.16.070	C330.20.070	C330.26.080
Collets	C330.10.070	C330.13.070	C330.16.080	C330.20.080	C330.26.090
Collets	C330.10.080	C330.13.080	C330.16.090	C330.20.090	C330.26.100
Collets	C330.10.090	C330.13.090	C330.16.100	C330.20.100	C330.26.110
Collets	C330.10.100	C330.13.100	C330.16.110	C330.20.110	C330.26.120
Collets		C330.13.110	C330.16.120	C330.20.120	C330.26.130
Collets		C330.13.120	C330.16.130	C330.20.130	C330.26.140
Collets		C330.13.130	C330.16.140	C330.20.140	C330.26.150
Collets			C330.16.150	C330.20.150	C330.26.160
Collets			C330.16.160	C330.20.160	C330.26.170
Collets				C330.20.170	C330.26.180
Collets				C330.20.180	C330.26.190
Collets				C330.20.190	C330.26.200
Collets				C330.20.200	C330.26.210

E2

www.isotool.se
Tel. 044 - 24 55 70

Accessories

Collets	ER16	ER20	ER25	ER32	ER40
Collets					C330.26.220
Collets					C330.26.230
Collets					C330.26.240
Collets					C330.26.250
Collets					C330.26.260
Sealing disc	FS1238	FS1408	FS1253	FS1424	FS1280
Sealing disc	FS1239	FS1409	FS1254	FS1425	FS1282
Sealing disc	FS1240	FS1410		FS1426	FS1284
Collets			FS1255		
Sealing disc	FS1241	FS1411	FS1256	FS1427	FS1285
Sealing disc	FS1242	FS1412	FS1257	FS1428	FS1286
Sealing disc	FS1243	FS1413	FS1258	FS1429	FS1287
Sealing disc	FS1244	FS1414	FS1259	FS1430	FS1288
Sealing disc	FS1245	FS1415	FS1260	FS1431	FS1290
Sealing disc	FS1246	FS1416	FS1261	FS1432	FS1291
Sealing disc	FS1247	FS1417	FS1262	FS1433	FS1292
Sealing disc	FS1248	FS1418	FS1263	FS1434	FS1294
Sealing disc	FS1249	FS1419	FS1264	FS1435	FS1296
Sealing disc	FS1250	FS1420	FS1265	FS1436	FS1297
Sealing disc	FS1251	FS1421	FS1266	FS1437	FS1298
Sealing disc	FS1252	FS1422	FS1267	FS1438	FS1299
Sealing disc		FS1423	FS1268	FS1439	FS1300
Sealing disc		FS1361	FS1269	FS1440	FS1302
Sealing disc		FS1362	FS1270	FS1441	FS1303
Sealing disc		FS1363	FS1271	FS1442	FS1304

www.isotool.se
Tel. 044 - 24 55 70

Accessories

Collets	ER16	ER20	ER25	ER32	ER40
Sealing disc		FS1364	FS1272	FS1443	FS1306
Sealing disc		FS1365	FS1273	FS1444	FS1307
Sealing disc			FS1274	FS1445	FS1308
Sealing disc			FS1275	FS1446	FS1310
Sealing disc			FS1276	FS1447	FS1312
Sealing disc			FS1277	FS1366	FS1313
Sealing disc			FS1278	FS1367	FS1314
Sealing disc			FS1279	FS1368	FS1315
Sealing disc				FS1369	FS1318
Sealing disc				FS1370	FS1319
Sealing disc				FS1371	FS1324
Sealing disc				FS1372	FS1325
Sealing disc				FS1373	
Sealing disc				FS1374	
Sealing disc				FS1375	
Sealing disc				FS1376	

www.isotool.se
Tel. 044 - 24 55 70

ASME B5.50 ER collet chuck

AB009.K mm

– For ER collets in accordance with DIN 6499/ISO15488

Tool

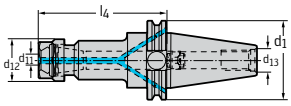

ASME B 5.50

Designation	d_1	d_{11}	d_{12} mm	l_4 mm	d_{13}	Collets	kg
AB009.K40-ER16-067	CAT40	1-10	27,7	66,5	5/8"-11	ER16	0,98
AB009.K40-ER16-105	CAT40	1-10	27,7	104,6	5/8"-11	ER16	1,25
AB009.K40-ER20-105	CAT40	1-13	34	104,6	5/8"-11	ER20	1,32
AB009.K40-ER20-156	CAT40	1-13	34	155,4	5/8"-11	ER20	1,59
AB009.K40-ER25-105	CAT40	1-16	41,7	104,6	5/8"-11	ER25	1,48
AB009.K40-ER32-079	CAT40	1-20	49,7	79,2	5/8"-11	ER32	1,25
AB009.K40-ER32-105	CAT40	1-20	49,7	104,6	5/8"-11	ER32	1,5
AB009.K40-ER40-105	CAT40	2-26	62,7	104,6	5/8"-11	ER40	1,8
AB009.K50-ER20-105	CAT50	1-13	34	104,6	1"-8	ER20	3,41
AB009.K50-ER25-105	CAT50	1-16	41,7	104,6	1"-8	ER25	3,57
AB009.K50-ER32-105	CAT50	1-20	49,7	104,6	1"-8	ER32	3,72
AB009.K50-ER40-105	CAT50	2-26	62,7	104,6	1"-8	ER40	3,9

E2

WALTER SELECT

●● Primary application ● Other application

Best tool for ➔ Good = ☺ ➔ Average = 😐 ➔ Poor = ☹ machining conditions

New addition to the product range = ☺ 😐 ☹ / ★

www.isotool.se
Tel. 044 - 24 55 70

Synchronous thread cutting adaptor

AB035-S mm

– Integrated minimum compensation in axial and radial directions
– ISO 7388-1

Tool

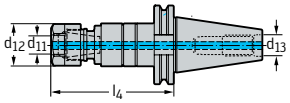

SK DIN 69871

Designation	d_1	d_{11}	d_{12} mm	d_{13}	l_4 mm	Collets	kg
AB035-S40-ER20-102	SK40	M4-M12	33,7	M16	102,2	ER20	1,26
AB035-S40-ER25-122	SK40	M8-M20	42	M16	121,6	ER25	1,62
AB035-S50-ER20-106	SK50	M4-M12	33,7	M24	106,2	ER20	3,14
AB035-S50-ER25-126	SK50	M8-M20	42	M24	125,6	ER25	3,5
AB035-S50-ER40-155	SK50	M16-M30	62,7	M24	155	ER40	4,93

If collet chucks are used for the internal coolant supply, the sealing discs under „Assembly parts and accessories" must be used
The clamping nut can be damaged if the chuck is used without a sealing disc.
For collets, see „Assembly parts and accessories"
For pull studs for steep tapers, see „Assembly parts and accessories/Steel taper pull studs"
Bodies and assembly parts are included in the scope of delivery

Assembly parts

	Collets	ER20	ER25	ER40
	Clamping nut for internal coolant supply	FS1359	FS1449	FS1450

Accessories

	Collets	ER20	ER25	ER40
	Tensioning key	FS2553	FS1544	FS1546

E2

WALTER SELECT

●● Primary application ● Other application
Best tool for → Good = ☺ → Average = 😐 → Poor = ☹ machining conditions

☺ 😐 ☹ / ★ = New addition to the product range

www.isotool.se
Tel. 044 - 24 55 70

Synchronous thread cutting adaptor

AB035-J mm

– Integrated minimum compensation in axial and radial directions
– ISO 7388-2

Tool

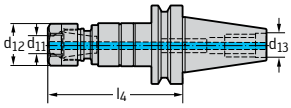

JIS B 6339

Designation	d_1	d_{11}	d_{12} mm	d_{13}	l_4 mm	Collets	kg
AB035-J30-ER11-082	BT30	M2-M5	18,7	M12	82	ER11	0,57
AB035-J30-ER20-105	BT30	M4-M12	33,7	M12	105,2	ER20	0,85
AB035-J30-ER25-125	BT30	M8-M20	42	M12	124,6	ER25	1,2
AB035-J40-ER20-110	BT40	M4-M12	33,7	M16	110,2	ER20	1,43
AB035-J40-ER25-130	BT40	M8-M20	42	M16	129,6	ER25	1,78
AB035-J50-ER20-125	BT50	M4-M12	33,7	M24	125,2	ER20	4,11
AB035-J50-ER25-145	BT50	M8-M20	33,7	M24	144,6	ER25	4,45
AB035-J50-ER40-174	BT50	M16-M30	62,7	M24	174	ER40	5,9

If collet chucks are used for the internal coolant supply, the sealing discs under „Assembly parts and accessories" must be used
The clamping nut can be damaged if the chuck is used without a sealing disc.
For collets, see „Assembly parts and accessories"
For pull studs for steep tapers, see „Assembly parts and accessories/Steel taper pull studs"
Bodies and assembly parts are included in the scope of delivery

Assembly parts

	Collets	ER11	ER20	ER25	ER40
	Clamping nut for internal coolant supply	FS2556	FS1359	FS1449	FS1450
	Clamping nut for internal coolant supply	FS2557			

FS2556 corresponds to ER11-4.5
FS2557 corresponds to ER11-6

Accessories

	Collets	ER11	ER20	ER25	ER40
	Tensioning key	FS2554	FS2553	FS1544	FS1546

E2

WALTER SELECT

●● Primary application ● Other application
Best tool for ➔ Good = ☺ ➔ Average = 😐 ➔ Poor = ☹ machining conditions

New addition to the product range = ☺ 😐 ☹ / ★

www.isotool.se
Tel. 044 - 24 55 70

Walter Capto™ adaptor – vibration damped

AC001-C mm

Accure·tec®

– For milling tools with parallel bore according to DIN 138
– With preset vibration damping

Tool

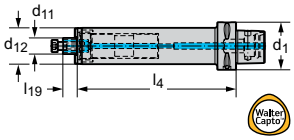

Walter Capto™ in acc. with ISO 26623

Designation	d_1	d_{11}	d_{12} mm	l_4 mm	l_{19} mm	kg
AC001-C6-B16-160	C6	16	38	160	17	2,12
AC001-C6-B22-210	C6	22	48	210	19	3,64
AC001-C6-B27-260	C6	27	60	260	21	6,78
AC001-C8-B22-210	C8	22	48	210	19	4,54
AC001-C8-B27-260	C8	27	60	260	21	7,62
AC001-C8-B32-330	C8	32	78	330	24	14,4
AC001-C8-B40-350	C8	40	89	350	27	18,99

Bodies and assembly parts are included in the scope of delivery

Assembly parts

	d_{11}	16	22	27	32	40
	ISO 4762 tightening screw	FS938 (SW 6)	FS939 (SW 8)	FS940 (SW 10)	FS941 (SW 14)	FS942 (SW 17)

Accessories

	d_{11}	16	22	27	32	40
	ISO 2936 key	ISO2936-6 (SW 6)	ISO2936-8 (SW 8)	ISO2936-10 (SW 10)	ISO2936-14 (SW 14)	ISO2936-17 (SW 17)

Strength class with tightening screw 12.9

E2

WALTER SELECT

●● Primary application ● Other application

Best tool for → Good = ☺ → Average = 😐 → Poor = ☹ machining conditions

☺ 😐 ☹ / ★ = New addition to the product range

www.isotool.se
Tel. 044 - 24 55 70

HSK adaptor – Vibration-damped

AC001-H mm

Accure·tec®

– For milling tools with parallel bore according to DIN 138
– With preset vibration damping

Tool

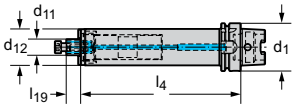

HSK DIN 69893-1 A

Designation	d_1	d_{11}	d_{12} mm	l_4 mm	l_{19} mm	kg
AC001-H63-B16-160	HSK-A63	16	38	160	17	2,4
AC001-H63-B22-210	HSK-A63	22	48	210	19	3,54
AC001-H63-B27-260	HSK-A63	27	60	260	21	6,56
AC001-H100-B22-210	HSK-A100	22	48	210	19	4,8
AC001-H100-B27-260	HSK-A100	27	60	260	21	7,92
AC001-H100-B32-330	HSK-A100	32	78	330	24	14,42
AC001-H100-B40-350	HSK-A100	40	89	350	27	19,34

Bodies and assembly parts are included in the scope of delivery

Assembly parts

	d_{11}	16	22	27	32	40
	ISO 4762 tightening screw	FS938 (SW 6)	FS939 (SW 8)	FS940 (SW 10)	FS941 (SW 14)	FS942 (SW 17)

Accessories

	d_1	HSK-A100	HSK-A63
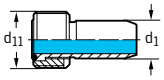	Coolant transfer	FS1065	FS1064
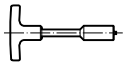	Keys	FS953	FS952

Strength class with tightening screw 12.9

E2

WALTER SELECT

●● Primary application ● Other application

Best tool for → Good = ☺ → Average = 😐 → Poor = ☹ machining conditions

New addition to the product range = ☺ 😐 ☹ / ★

www.isotool.se
Tel. 044 - 24 55 70

SK adaptor – Vibration-damped

AC001-S mm

Accure·tec®

– For milling tools with parallel bore according to DIN 138
– With preset vibration damping

Tool

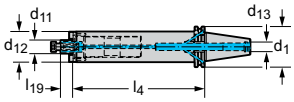

SK DIN 69871 AD/B

Designation	d_1	d_{11}	d_{12} mm	l_4 mm	l_{19} mm	d_{13}	kg
AC001-S40-B16-160	SK40	16	38	160	17	M16	2,12
AC001-S40-B22-210	SK40	22	48	210	19	M16	3,74
AC001-S50-B22-210	SK50	22	48	210	19	M24	5,36
AC001-S50-B27-260	SK50	27	60	260	21	M24	8,52
AC001-S50-B32-330	SK50	32	78	330	24	M24	14,96
AC001-S50-B40-350	SK50	40	89	350	27	M24	20,36

For pull studs for steep tapers, see „Assembly parts and accessories/Steel taper pull studs"
Bodies and assembly parts are included in the scope of delivery

Assembly parts

	d_{11}	16	22	27	32	40
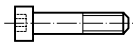	ISO 4762 tightening screw	FS938 (SW 6)	FS939 (SW 8)	FS940 (SW 10)	FS941 (SW 14)	FS942 (SW 17)

Accessories

	d_{11}	16	22	27	32	40
	ISO 2936 key	ISO2936-6 (SW 6)	ISO2936-8 (SW 8)	ISO2936-10 (SW 10)	ISO2936-14 (SW 14)	ISO2936-17 (SW 17)

Strength class with tightening screw 12.9

E2

WALTER SELECT

●● Primary application ● Other application
Best tool for → Good = ☺ → Average = 😐 → Poor = ☹ machining conditions

☺ 😐 ☹ / ★ = New addition to the product range

www.isotool.se
Tel. 044 - 24 55 70

MAS-BT adaptor – Vibration-damped

AC001-J mm

Accure·tec®

– For milling tools with parallel bore according to DIN 138
– With preset vibration damping

Tool

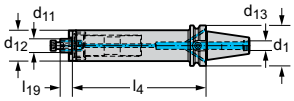

JIS B 6339 AD/B

Designation	d_1	d_{11}	d_{12} mm	l_4 mm	l_{19} mm	d_{13}	kg
AC001-J40-B16-160	BT40	16	38	160	17	M16	2,22
AC001-J40-B22-210	BT40	22	48	210	19	M16	3,78
AC001-J40-B27-260	BT40	27	60	260	21	M16	6,86
AC001-J50-B22-210	BT50	22	48	210	19	M24	6,08
AC001-J50-B27-260	BT50	27	60	260	21	M24	9,06
AC001-J50-B32-330	BT50	32	78	330	24	M24	15,34
AC001-J50-B40-350	BT50	40	89	350	27	M24	20,7

For pull studs for steep tapers, see „Assembly parts and accessories/Steel taper pull studs"
Bodies and assembly parts are included in the scope of delivery

Assembly parts

	d_{11}	16	22	27	32	40
	ISO 4762 tightening screw	FS938 (SW 6)	FS939 (SW 8)	FS940 (SW 10)	FS941 (SW 14)	FS942 (SW 17)

Accessories

	d_{11}	16	22	27	32	40
	ISO 2936 key	ISO2936-6 (SW 6)	ISO2936-8 (SW 8)	ISO2936-10 (SW 10)	ISO2936-14 (SW 14)	ISO2936-17 (SW 17)

Strength class with tightening screw 12.9

E2

WALTER SELECT

●● Primary application ● Other application
Best tool for ➔ Good = ☺ ➔ Average = 😐 ➔ Poor = ☹ machining conditions

New addition to the product range = ☺ 😐 ☹ / ★

www.isotool.se
Tel. 044 - 24 55 70

CAT-V adaptor – Vibration-damped

AC001.K inch

Accure·tec®

– For milling tools with parallel bore according to DIN 138
– With preset vibration damping

Tool

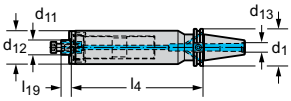

ASME B 5.50

Designation	d_1	d_{11}	l_4 inch	d_{13}	lbs
AC001.K40-B19-191	CAT40	0.750	7,500	5/8"-11	6,834
AC001.K40-B26-229	CAT40	1.000	9,000	5/8"-11	13,007
AC001.K50-B19-191	CAT50	0.750	7,500	1"-8	11,023
AC001.K50-B26-229	CAT50	1.000	9,000	1"-8	17,637
AC001.K50-B38-349	CAT50	1.500	13,750	1"-8	44,092

For pull studs for steep tapers, see „Assembly parts and accessories/Steel taper pull studs"

E2

WALTER SELECT

●● Primary application ● Other application
Best tool for ➔ Good = ☺ ➔ Average = 😐 ➔ Poor = ☹ machining conditions

☺ 😐 ☹ / ★ = New addition to the product range

www.isotool.se
Tel. 044 - 24 55 70

CAT-V adaptor, conical – vibration-damped

AC001.K inch

Accure·tec®

– For milling tools with parallel bore according to DIN 138
– With preset vibration damping

Tool

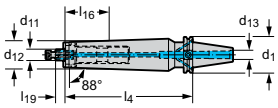

ASME B 5.50

Designation	d_1	d_{11}	l_4 inch	d_{13}	lbs
AC001.K40-B19-229	CAT40	0.750	9,000	5/8"-11	10,097
AC001.K50-B19-229	CAT50	0.750	9,000	1"-8	13,889
AC001.K50-B26-305	CAT50	1.000	12,000	1"-8	24,03

For pull studs for steep tapers, see „Assembly parts and accessories/Steel taper pull studs"

E2

WALTER SELECT

●● Primary application ● Other application
Best tool for ➔ Good = ☺ ➔ Average = 😐 ➔ Poor = ☹ machining conditions

New addition to the product range = ☺ 😐 ☹ / ★

www.isotool.se
Tel. 044 - 24 55 70

Walter Capto™ adaptor – vibration damped

AC060-C mm

– For ScrewFit front pieces
– With preset vibration damping

Tool

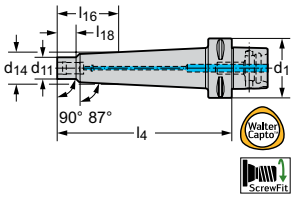

Walter Capto™ in acc. with ISO 26623

Designation	d_1	d_{11}	d_{14} mm	l_4 mm	l_{18} mm	l_{16} mm	kg
AC060-C6-T18-185	C6	T18	18,5	185	20	23,5	2
AC060-C6-T22-185	C6	T22	22	185	19,5	24	2,1
AC060-C6-T28-185	C6	T28	28	185	18,8	24	2,8
AC060-C6-T28-235	C6	T28	28	235	18,8	24	3,6

For the tightening torques of screw on front pieces, see „Rotating adaptors/Assembly parts and accessories“

E2

WALTER SELECT

●● Primary application ● Other application
Best tool for → Good = ☺ → Average = 😐 → Poor = ☹ machining conditions

☺ 😐 ☹ / ★ = New addition to the product range

www.isotool.se
Tel. 044 - 24 55 70

HSK adaptor – vibration-damped

AC060-H mm

– For ScrewFit front pieces
– With preset vibration damping

Tool

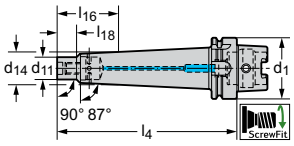

HSK DIN 69893-1 A

Designation	d_1	d_{11}	d_{14} mm	l_4 mm	l_{18} mm	l_{16} mm	kg
AC060-H100-T22-235	HSK-A100	T22	22	235	19,5	24	4
AC060-H100-T28-235	HSK-A100	T28	28	235	18,8	24	4,8
AC060-H100-T28-285	HSK-A100	T28	28	285	18,8	24	5,9
AC060-H63-T18-185	HSK-A63	T18	18,5	185	20	23,5	1,51
AC060-H63-T22-185	HSK-A63	T22	22	185	19,5	24	1,9
AC060-H63-T28-185	HSK-A63	T28	28	185	18,8	24	2,59
AC060-H63-T28-235	HSK-A63	T28	28	235	18,8	24	3,5

For accessories for HSK, see „Assembly parts and accessories“
For the tightening torques of screw on front pieces, see „Rotating adaptors/Assembly parts and accessories“

Accessories

	d_1	HSK-A100	HSK-A63
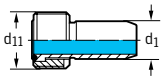	Coolant transfer	FS1065	FS1064
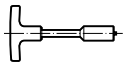	Keys	FS953	FS952

E2

WALTER SELECT

●● Primary application ● Other application
Best tool for ➔ Good = ☺ ➔ Average = 😐 ➔ Poor = ☹ machining conditions

New addition to the product range = ☺ 😐 ☹ / ★

www.isotool.se
Tel. 044 - 24 55 70

SK adaptor – vibration-damped

AC060-S mm

– For ScrewFit front pieces
– With preset vibration damping

Tool

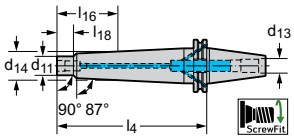

SK DIN 69871 AD/B

Designation	d_1	d_{11}	d_{14} mm	l_4 mm	l_{18} mm	l_{16} mm	d_{13}	kg
AC060-S40-T18-185	SK40	T18	18,5	185	20	23,5	M16	2,2
AC060-S40-T22-185	SK40	T22	22	185	20	24	M16	2,2
AC060-S40-T28-185	SK40	T28	28	185	20	24	M16	2,8
AC060-S40-T28-235	SK40	T28	28	235	20	24	M16	3,7
AC060-S50-T22-235	SK50	T22	22	235	19,5	24	M24	5,5
AC060-S50-T28-235	SK50	T28	28	235	18,8	24	M24	5,5
AC060-S50-T28-285	SK50	T28	28	285	18,8	24	M24	6,6

For pull studs for steep tapers, see „Assembly parts and accessories/Steel taper pull studs“
For the tightening torques of screw on front pieces, see „Rotating adaptors/Assembly parts and accessories“

E2

WALTER SELECT

●● Primary application ● Other application
Best tool for → Good = ☺ → Average = 😐 → Poor = ☹ machining conditions

☺ 😐 ☹ / ★ = New addition to the product range

www.isotool.se
Tel. 044 - 24 55 70

MAS-BT adaptor – vibration-damped

AC060-J mm

– For ScrewFit front pieces
– With preset vibration damping

Tool

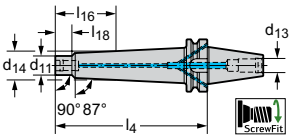

JIS B 6339 AD/B

Designation	d_1	d_{11}	d_{14} mm	l_4 mm	l_{18} mm	l_{16} mm	d_{13}	kg
AC060-J40-T18-185	BT40	T18	18,5	185	20	23,5	M16	2,2
AC060-J40-T22-185	BT40	T22	22	185	19,5	24	M16	2,2
AC060-J40-T28-185	BT40	T28	28	185	18,8	24	M16	2,8
AC060-J40-T28-235	BT40	T28	30	235	18,8	24	M16	3,7
AC060-J50-T22-235	BT50	T22	22	235	19,5	24	M24	6
AC060-J50-T28-235	BT50	T28	28	235	18,8	24	M24	6,1
AC060-J50-T28-285	BT50	T28	28	285	18,8	24	M24	7,2

For pull studs for steep tapers, see „Assembly parts and accessories/Steel taper pull studs“
For the tightening torques of screw on front pieces, see „Rotating adaptors/Assembly parts and accessories“

E2

WALTER SELECT

●● Primary application ● Other application
Best tool for ➔ Good = ☺ ➔ Average = 😐 ➔ Poor = ☹ machining conditions

New addition to the product range = ☺ 😐 ☹ / ★

www.isotool.se
Tel. 044 - 24 55 70

Modular holders for milling heads

AA191 / AB191 mm

– Steel shank
– for modular milling heads

Tool

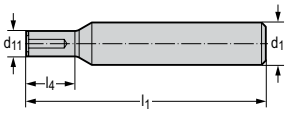

DIN 1835 A

Designation	d_1 mm	d_{11} mm	d_{11}	l_1 mm	l_4 mm	kg
AA191-A10-F05-010	10	4,8	F05	6,5	56,5	0,05
AA191-A10-F06-015	10	6	F06	11,5	56,5	0,03
AA191-A10-F08-017	10	8	F08	12,5	55,5	0,03

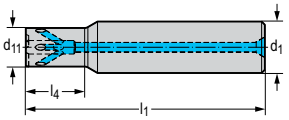

DIN 1835 A

AB191-A16-F09-018	16	9	F09	12,3	74,3	0,1
AB191-A16-F12-024	16	12	F12	18,3	74,3	0,1
AB191-A20-F14-036	20	14,3	F14	29,2	93,5	0,19

Bodies and assembly parts are included in the scope of delivery

Assembly parts

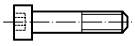

d_{11}	F05	F06	F08	F09	F12–F14
Screw Tightening torque	FS2676 (T7IP) 0,8 Nm	FS2677 (T8IP)	FS2678 (T10IP)	FS2679 (T15IP) 4,5 Nm	FS2680 (T20IP)

E2

WALTER SELECT

●● Primary application ● Other application

Best tool for → Good = ☺ → Average = 😐 → Poor = ☹ machining conditions

☺ 😐 ☹ / ★ = New addition to the product range

www.isotool.se
Tel. 044 - 24 55 70

Modular holders for milling heads

AB191 inch

– Steel shank
– for modular milling heads

Tool

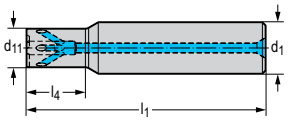

Cylindrical shank

Designation	d_1 inch	d_{11} inch	d_{11}	l_4 inch	l_1 inch	lbs
AB191.A15-F06-012	0,625	0,236	F06	0,335	3,012	0,209
AB191.A15-F08-016	0,625	0,315	F08	0,453	2,972	0,207
AB191.A15-F09-018	0,625	0,354	F09	0,482	2,923	0,207
AB191.A15-F12-024	0,625	0,472	F12	0,72	2,925	0,214
AB191.A19-F14-036	0,750	0,563	F14	1,150	3,681	0,368

Bodies and assembly parts are included in the scope of delivery

Assembly parts

	d_{11}	F06	F08	F09	F12–F14
	Screw	FS2677 (T8IP)	FS2678 (T10IP)	FS2679 (T15IP) 3,319 lbs	FS2680 (T20IP)

E2

WALTER SELECT

●● Primary application ● Other application
Best tool for ➔ Good = ☺ ➔ Average = 😐 ➔ Poor = ☹ machining conditions

New addition to the product range = ☺ 😐 ☹ / ★

www.isotool.se
Tel. 044 - 24 55 70

Modular holders for milling heads

AB191 mm

– Steel shank
– for modular milling heads

Tool

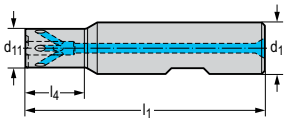

DIN 1835 B

Designation	d_1 mm	d_{11} mm	d_{11}	l_4 mm	l_1 mm	kg
AB191-W12-F06-015	12	6	F06	11,5	70,5	0,06
AB191-W16-F08-016	16	8	F08	11,5	75,5	0,1
AB191-W16-F09-018	16	9	F09	12,3	74,3	0,1
AB191-W16-F12-024	16	12	F12	18,3	74,3	0,1
AB191-W20-F14-036	20	14,3	F14	29,2	93,5	0,18

Bodies and assembly parts are included in the scope of delivery

Assembly parts

	d_{11}	F06	F08	F09	F12–F14
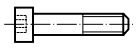	Screw	FS2677 (T8IP)	FS2678 (T10IP)	FS2679 (T15IP) 4,5 Nm	FS2680 (T20IP)

E2

WALTER SELECT

●● Primary application ● Other application

Best tool for → Good = ☺ → Average = 😐 → Poor = ☹ machining conditions

☺ 😐 ☹ / ★ = New addition to the product range

www.isotool.se
Tel. 044 - 24 55 70

Modular holders for milling heads

AB191 inch

– Steel shank
– for modular milling heads

Tool

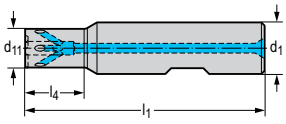

DIN 1835 B

Designation	d_1 inch	d_{11} inch	d_{11}	l_4 inch	l_1 inch	lbs
AB191.W15-F06-012	0,625	0,236	F06	0,335	3,012	0,209
AB191.W15-F08-016	0,625	0,315	F08	0,453	2,972	0,205
AB191.W15-F09-018	0,625	0,354	F09	0,482	2,923	0,205
AB191.W15-F12-024	0,625	0,472	F12	0,72	2,925	0,212

Bodies and assembly parts are included in the scope of delivery

Assembly parts

	d_{11}	F06	F08	F09	F12
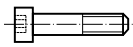	Screw	FS2677 (T8IP)	FS2678 (T10IP)	FS2679 (T15IP) 3,319 lbs	FS2680 (T20IP)

E2

WALTER SELECT

●● Primary application ● Other application

Best tool for ➔ Good = ☺ ➔ Average = 😐 ➔ Poor = ☹ machining conditions

New addition to the product range = ☺ 😐 ☹ / ★

www.isotool.se
Tel. 044 - 24 55 70

Modular holders for milling heads

AB191 mm

– Solid carbide shank
– for modular milling heads

Tool

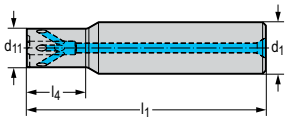

DIN 6535 HA

Designation	d_1 mm	d_{11} mm	d_{11}	l_4 mm	l_1 mm	kg
AB191-A08-F05-017-C	8	4,8	F05	13,5	61,5	0,03
AB191-A08-F05-025-C	8	4,8	F05	21,5	71,5	0,03
AB191-A08-F05-035-C	8	4,8	F05	31,5	81,5	0,04
AB191-A12-F06-021-C	12	6	F06	17,5	76,5	0,09
AB191-A12-F06-030-C	12	6	F06	26,5	86,5	0,09
AB191-A12-F06-042-C	12	6	F06	38,5	96,5	0,09
AB191-A12-F08-029-C	12	8	F08	24,5	90,5	0,11
AB191-A12-F08-042-C	12	8	F08	37,5	105,5	0,12
AB191-A12-F08-056-C	12	8	F08	51,5	115,5	0,12
AB191-A16-F09-032-C	16	9	F09	26,3	94,3	0,18
AB191-A16-F09-045-C	16	9	F09	39,3	104,3	0,18
AB191-A16-F09-064-C	16	9	F09	58,3	124,3	0,2
AB191-A16-F12-042-C	16	12	F12	36,3	94,3	0,18
AB191-A16-F12-060-C	16	12	F12	54,3	124,3	0,22
AB191-A16-F12-085-C	16	12	F12	79,3	154,3	0,27
AB191-A16-F14-042-C	16	14,3	F14	35,5	93,5	0,19
AB191-A16-F14-060-C	16	14,3	F14	53,5	123,5	0,25
AB191-A16-F14-085-C	16	14,3	F14	78,5	153,5	0,32

Bodies and assembly parts are included in the scope of delivery

Assembly parts

	d_{11}	F05	F06	F08	F09	F12–F14
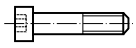	Screw Tightening torque	FS2676 (T7IP) 0,8 Nm	FS2677 (T8IP)	FS2678 (T10IP)	FS2679 (T15IP) 4,5 Nm	FS2680 (T20IP)

E2

WALTER SELECT

●● Primary application ● Other application

Best tool for ➔ Good = ☺ ➔ Average = 😐 ➔ Poor = ☹ machining conditions

☺ 😐 ☹ / ★ = New addition to the product range

www.isotool.se
Tel. 044 - 24 55 70

Modular holders for milling heads

AB191 inch

– Solid carbide shank
– for modular milling heads

Tool

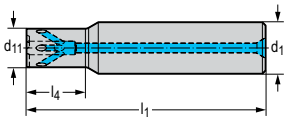

Cylindrical shank

Designation	d_1 inch	d_{11} inch	d_{11}	l_4 inch	l_1 inch	lbs
AB191.A13-F06-021-C	0,500	0,236	F06	0,689	3,012	0,209
AB191.A13-F06-030-C	0,500	0,236	F06	1,043	3,406	0,22
AB191.A13-F06-042-C	0,500	0,236	F06	1,516	3,799	0,223
AB191.A13-F08-029-C	0,500	0,315	F08	0,965	3,563	0,256
AB191.A13-F08-042-C	0,500	0,315	F08	1,476	4,154	0,280
AB191.A13-F08-056-C	0,500	0,315	F08	2,028	4,547	0,284
AB191.A15-F09-032-C	0,625	0,354	F09	1,033	3,711	0,397
AB191.A15-F09-045-C	0,625	0,354	F09	1,545	4,104	0,401
AB191.A15-F09-064-C	0,625	0,354	F09	2,293	4,892	0,437
AB191.A15-F12-042-C	0,625	0,472	F12	1,429	3,713	0,384
AB191.A15-F12-060-C	0,625	0,472	F12	2,138	4,894	0,496
AB191.A15-F12-085-C	0,625	0,472	F12	3,122	6,075	0,584
AB191.A15-F14-042-C	0,625	0,563	F14	1,398	3,681	0,428
AB191.A15-F14-060-C	0,625	0,563	F14	2,106	4,862	0,564
AB191.A15-F14-085-C	0,625	0,563	F14	3,091	6,043	0,692

Bodies and assembly parts are included in the scope of delivery

Assembly parts

	d_{11}	F06	F08	F09	F12–F14
	Screw	FS2677 (T8IP)	FS2678 (T10IP)	FS2679 (T15IP) 3,319 lbs	FS2680 (T20IP)

E2

WALTER SELECT

●● Primary application ● Other application

Best tool for ➔ Good = ☺ ➔ Average = 😐 ➔ Poor = ☹ machining conditions

New addition to the product range = ☺ 😐 ☹ / ★

www.isotool.se
Tel. 044 - 24 55 70

DIN 69893-1 A shrink-fit adaptor

AB025-H mm

Tool

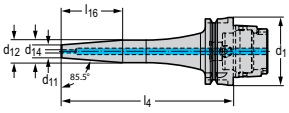

HSK DIN 69893-1 A

Designation	d_1 mm	d_{11} mm	d_{14} mm	l_4 mm	d_{12} mm	l_{16} mm	kg
AB025-H63-P03-080	63	3	12	80	17	31,8	0,73
AB025-H63-P03-120	63	3	12	120	17	31,8	0,85
AB025-H63-P03-160	63	3	12	160	21	57,2	1
AB025-H63-P04-080	63	4	12	80	17	31,8	0,74
AB025-H63-P04-120	63	4	12	120	17	31,8	0,83
AB025-H63-P04-160	63	4	12	160	21	57,2	1
AB025-H63-P05-080	63	5	12	80	17	31,8	0,8
AB025-H63-P05-120	63	5	12	120	17	31,8	0,92
AB025-H63-P05-160	63	5	12	130	21	57,2	1
AB025-H63-P06-080	63	6	21	80	27	38,1	0,8
AB025-H63-P06-120	63	6	21	120	27	38,1	1
AB025-H63-P06-160	63	6	21	160	27	38,1	1,1
AB025-H63-P06-200	63	6	21	200	27	38,1	1,3
AB025-H63-P08-080	63	8	21	80	27	38,1	0,85
AB025-H63-P08-120	63	8	21	120	27	38,1	0,99
AB025-H63-P08-160	63	8	21	160	27	38,1	1,24
AB025-H63-P08-200	63	8	21	200	27	38,1	1,4
AB025-H63-P10-085	63	10	24	85	31,4	47	0,9
AB025-H63-P10-120	63	10	24	120	32	50,8	1,1
AB025-H63-P10-160	63	10	24	160	32	50,8	1,2
AB025-H63-P10-200	63	10	24	200	32	50,8	1,42
AB025-H63-P12-090	63	12	24	90	32	50,8	0,89
AB025-H63-P12-120	63	12	24	120	32	50,8	1,16
AB025-H63-P12-160	63	12	24	160	32	50,8	1,26
AB025-H63-P12-200	63	12	24	200	32	50,8	1,48
AB025-H63-P14-090	63	14	27	90	34	44,5	1
AB025-H63-P14-120	63	14	27	120	34	44,5	2,44
AB025-H63-P14-160	63	14	27	160	34	44,5	1,28
AB025-H63-P14-200	63	14	27	200	34	44,5	1,55
AB025-H63-P16-095	63	16	27	95	34	44,5	0,96
AB025-H63-P16-120	63	16	27	120	34	44,5	1,11
AB025-H63-P16-160	63	16	27	160	34	44,5	1,53
AB025-H63-P16-200	63	16	27	200	34	44,5	1,9
AB025-H63-P18-095	63	18	33	95	42	57,2	1,12
AB025-H63-P18-120	63	18	33	120	42	57,2	1,3
AB025-H63-P18-160	63	18	33	160	42	57,2	1,68

WALTER SELECT

●● Primary application ● Other application

Best tool for → Good = ☺ → Average = 😐 → Poor = ☹ machining conditions

☺ 😐 ☹ / ★ = New addition to the product range

www.isotool.se
Tel. 044 - 24 55 70

Tool

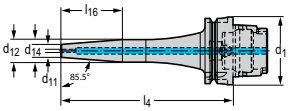

HSK DIN 69893-1 A

Designation	d_1 mm	d_{11} mm	d_{14} mm	l_4 mm	d_{12} mm	l_{16} mm	kg
AB025-H63-P18-200	63	18	33	200	42	57,2	2
AB025-H63-P20-100	63	20	33	100	42	57,2	1,15
AB025-H63-P20-120	63	20	33	120	42	57,2	1,4
AB025-H63-P20-160	63	20	33	160	42	57,2	1,72
AB025-H63-P20-200	63	20	33	200	42	57,2	2,1
AB025-H63-P25-115	63	25	44	115	53	57,2	1,7
AB025-H63-P25-130	63	25	44	130	53	57,2	2
AB025-H63-P25-160	63	25	44	160	53	57,2	1,98
AB025-H63-P25-200	63	25	44	200	53	57,2	2,5
AB025-H63-P32-120	63	32	44	120	53	57,2	1,67
AB025-H63-P32-160	63	32	44	160	53	57,2	2,35
AB025-H63-P32-200	63	32	44	200	53	57,2	2,5
AB025-H100-P04-085	100	4	12	85	17	31,8	2,2
AB025-H100-P05-085	100	5	12	85	17	31,8	2,2
AB025-H100-P06-085	100	6	21	85	27	38,1	2,31
AB025-H100-P06-120	100	6	21	120	27	38,1	2,4
AB025-H100-P06-160	100	6	21	160	27	38,1	2,81
AB025-H100-P06-200	100	6	21	200	27	38,1	2,98
AB025-H100-P08-085	100	8	21	85	27	38,1	2,26
AB025-H100-P08-120	100	8	21	120	27	38,1	2,4
AB025-H100-P08-160	100	8	21	160	27	38,1	2,8
AB025-H100-P08-200	100	8	21	200	27	38,1	2,98
AB025-H100-P10-090	100	10	24	90	32	47	2,34
AB025-H100-P10-120	100	10	24	120	32	50,8	2,4
AB025-H100-P10-160	100	10	24	160	32	50,8	3,03
AB025-H100-P10-200	100	10	24	200	32	50,8	3,27
AB025-H100-P12-095	100	12	24	95	32	50,8	2,37
AB025-H100-P12-120	100	12	24	120	32	50,8	2,5
AB025-H100-P12-160	100	12	24	160	32	50,8	3,01
AB025-H100-P12-200	100	12	24	200	32	50,8	3,26
AB025-H100-P14-095	100	14	27	95	34	44,5	2,41
AB025-H100-P14-120	100	14	27	120	34	44,5	2,5
AB025-H100-P14-160	100	14	27	160	34	44,5	3,13
AB025-H100-P14-200	100	14	27	200	34	44,5	3,4
AB025-H100-P16-100	100	16	27	100	34	44,5	2,42
AB025-H100-P16-130	100	16	27	130	34	44,5	2,69
AB025-H100-P16-160	100	16	27	160	34	44,5	3,1
AB025-H100-P16-200	100	16	27	200	34	44,5	3,38
AB025-H100-P18-100	100	18	33	100	42	57,2	2,6
AB025-H100-P18-130	100	18	33	130	42	57,2	2,99
AB025-H100-P18-160	100	18	33	160	42	57,2	3,4
AB025-H100-P18-200	100	18	33	200	42	57,2	3,76
AB025-H100-P20-105	100	20	33	105	42	57,2	2,62
AB025-H100-P20-130	100	20	33	130	42	57,2	2,96
AB025-H100-P20-160	100	20	33	160	42	57,2	3,35
AB025-H100-P20-200	100	20	33	200	42	57,2	3,77
AB025-H100-P25-115	100	25	44	115	53	57,2	3,14
AB025-H100-P25-130	100	25	44	130	53	57,2	3,45
AB025-H100-P25-160	100	25	44	160	53	57,2	3,96
AB025-H100-P25-200	100	25	44	200	53	57,2	4,63
AB025-H100-P32-120	100	32	44	120	53	57,2	3,04
AB025-H100-P32-160	100	32	44	160	53	57,2	3,79
AB025-H100-P32-200	100	32	44	200	53	57,2	4,43
AB025-H100-P40-150	100	40	68	150	78	75	3,8
AB025-H100-P50-150	100	50	68	150	78	75	3,9

www.isotool.se
Tel. 044 - 24 55 70

Accessories

	d_1 [mm]	63	100
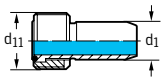	Coolant transfer	FS1064	FS1065
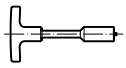	Keys	FS952	FS953

E2

www.isotool.se
Tel. 044 - 24 55 70

DIN 69871 AD/B shrink-fit adaptor

AB025-S mm

Tool

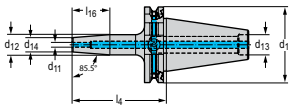

SK DIN 69871 AD/B

Designation	d_1	d_{11} mm	d_{14} mm	l_4 mm	d_{12} mm	l_{16} mm	d_{13}	kg
AB025-S40-P03-080	40	3	12	80	17	31,8	M16	0,85
AB025-S40-P03-120	40	3	12	120	17	31,8	M16	1,2
AB025-S40-P03-160	40	3	12	160	17	57,2	M16	1,4
AB025-S40-P04-080	40	4	12	80	17	31,8	M16	0,93
AB025-S40-P04-120	40	4	12	120	17	31,8	M16	1,2
AB025-S40-P04-160	40	4	12	160	17	31,8	M16	1,4
AB025-S40-P05-080	40	5	12	80	17	31,8	M16	0,92
AB025-S40-P05-120	40	5	12	120	17	31,8	M16	1,3
AB025-S40-P05-130	40	5	12	130	17	31,8	M16	1,02
AB025-S40-P06-080	40	6	21	80	27	38,1	M16	1,05
AB025-S40-P06-120	40	6	21	120	27	38,1	M16	1,22
AB025-S40-P06-160	40	6	21	160	27	38,1	M16	1,5
AB025-S40-P06-200	40	6	21	200	27	38,1	M16	1,6
AB025-S40-P08-080	40	8	21	80	27	38,1	M16	1,04
AB025-S40-P08-120	40	8	21	120	27	38,1	M16	1,28
AB025-S40-P08-160	40	8	21	160	27	38,1	M16	1,55
AB025-S40-P08-200	40	8	21	200	27	38,1	M16	1,66
AB025-S40-P10-080	40	10	24	80	31,4	47	M16	1,1
AB025-S40-P10-120	40	10	24	120	32	50,8	M16	1,36
AB025-S40-P10-160	40	10	24	160	32	50,8	M16	1,6
AB025-S40-P10-200	40	10	24	200	32	50,8	M16	1,76
AB025-S40-P12-080	40	12	24	80	31,4	47	M16	1,09
AB025-S40-P12-120	40	12	24	120	32	50,8	M16	1,36
AB025-S40-P12-160	40	12	24	160	32	50,8	M16	1,6
AB025-S40-P12-200	40	12	24	200	32	50,8	M16	1,78
AB025-S40-P14-080	40	14	27	80	34	44,5	M16	1,14
AB025-S40-P14-120	40	14	27	120	34	44,5	M16	1,36
AB025-S40-P14-160	40	14	27	160	34	44,5	M16	1,68
AB025-S40-P14-200	40	14	27	200	34	44,5	M16	1,8
AB025-S40-P16-080	40	16	27	80	34	44,5	M16	1,11
AB025-S40-P16-120	40	16	27	120	34	44,5	M16	1,42
AB025-S40-P16-160	40	16	27	160	34	44,5	M16	1,72
AB025-S40-P16-200	40	16	27	200	34	44,5	M16	1,9
AB025-S40-P18-080	40	18	33	80	41	50,8	M16	1,26
AB025-S40-P18-120	40	18	33	120	42	57,2	M16	1,48
AB025-S40-P18-160	40	18	33	160	42	57,2	M16	1,92

E2

WALTER SELECT

●● Primary application ● Other application

Best tool for ➔ Good = ☺ ➔ Average = 😐 ➔ Poor = ☹ machining conditions

New addition to the product range = ☺ 😐 ☹ / ★

www.isotool.se
Tel. 044 - 24 55 70

Tool

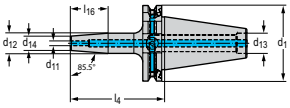

SK DIN 69871 AD/B

Designation	d_1	d_{11} mm	d_{14} mm	l_4 mm	d_{12} mm	l_{16} mm	d_{13}	kg
AB025-S40-P18-200	40	18	33	200	42	57,2	M16	2,44
AB025-S40-P20-080	40	20	33	80	41	50,8	M16	1,2
AB025-S40-P20-120	40	20	33	120	42	57,2	M16	1,55
AB025-S40-P20-160	40	20	33	160	42	57,2	M16	2
AB025-S40-P20-200	40	20	33	200	42	57,2	M16	2,42
AB025-S40-P25-100	40	25	44	100	53	57,2	M16	1,75
AB025-S40-P25-130	40	25	44	130	53	57,2	M16	2,2
AB025-S40-P25-160	40	25	44	160	53	57,2	M16	2,66
AB025-S40-P25-200	40	25	44	200	53	57,2	M16	3,3
AB025-S40-P32-100	40	32	44	100	53	57,2	M16	1,56
AB025-S40-P32-130	40	32	44	130	53	57,2	M16	2,04
AB025-S40-P32-160	40	32	44	160	53	57,2	M16	3
AB025-S50-P03-080	50	3	12	80	17	31,8	M24	2,8
AB025-S50-P04-080	50	4	12	80	17	31,8	M24	2,8
AB025-S50-P05-080	50	5	12	80	17	31,8	M24	2,8
AB025-S50-P06-080	50	6	21	80	27	38,1	M24	2,82
AB025-S50-P06-120	50	6	21	120	27	38,1	M24	3,1
AB025-S50-P06-160	50	6	21	160	27	38,1	M24	3,4
AB025-S50-P06-200	50	6	21	200	27	38,1	M24	3,55
AB025-S50-P08-080	50	8	21	80	27	38,1	M24	2,95
AB025-S50-P08-120	50	8	21	120	27	38,1	M24	3,1
AB025-S50-P08-160	50	8	21	160	27	38,1	M24	3,46
AB025-S50-P08-200	50	8	21	200	27	38,1	M24	3,76
AB025-S50-P10-080	50	10	24	80	31,4	47	M24	2,73
AB025-S50-P10-120	50	10	24	120	32	50,8	M24	3,15
AB025-S50-P10-160	50	10	24	160	31,4	50,8	M24	3,64
AB025-S50-P10-200	50	10	24	200	32	50,8	M24	3,8
AB025-S50-P12-080	50	12	24	80	31,4	47	M24	3
AB025-S50-P12-120	50	12	24	120	32	50,8	M24	3,18
AB025-S50-P12-160	50	12	24	160	31,4	50,8	M24	3,7
AB025-S50-P12-200	50	12	24	200	32	50,8	M24	3,87
AB025-S50-P14-080	50	14	27	80	34	44,5	M24	3,05
AB025-S50-P14-120	50	14	27	120	34	44,5	M24	3,2
AB025-S50-P14-160	50	14	27	160	34	44,5	M24	3,72
AB025-S50-P14-200	50	14	27	200	34	44,5	M24	3,96
AB025-S50-P16-080	50	16	27	80	34	44,5	M24	3,08
AB025-S50-P16-120	50	16	27	120	34	44,5	M24	3,25
AB025-S50-P16-160	50	16	27	160	34	44,5	M24	3,8
AB025-S50-P16-200	50	16	27	200	34	44,5	M24	3,96
AB025-S50-P18-080	50	18	33	80	41	50,8	M24	3,08
AB025-S50-P18-120	50	18	33	120	41	57,2	M24	3,4
AB025-S50-P18-160	50	18	33	160	41	57,2	M24	3,92
AB025-S50-P18-200	50	18	33	200	41	57,2	M24	4,05
AB025-S50-P20-080	50	20	33	80	41	50,8	M24	3,08
AB025-S50-P20-120	50	20	33	120	41	57,2	M24	3,5
AB025-S50-P20-160	50	20	33	160	41	57,2	M24	4,2
AB025-S50-P20-200	50	20	33	200	41	57,2	M24	4,17
AB025-S50-P25-100	50	25	44	100	53	57,2	M24	3,5
AB025-S50-P25-130	50	25	44	130	53	57,2	M24	4,17
AB025-S50-P25-160	50	25	44	160	53	57,2	M24	4,81
AB025-S50-P25-200	50	25	44	200	53	57,2	M24	4,45
AB025-S50-P32-100	50	32	44	100	53	57,2	M24	3,66
AB025-S50-P32-130	50	32	44	130	53	57,2	M24	4,06
AB025-S50-P32-160	50	32	44	160	53	57,2	M24	4,75
AB025-S50-P32-200	50	32	44	200	53	57,2	M24	4,9

www.isotool.se
Tel. 044 - 24 55 70

MAS-BT JIS B 6339 shrink-fit adaptor

AB025-J mm

Tool

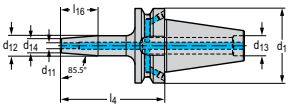

JIS B 6339 AD/B

Designation	d_1	d_{11} mm	d_{14} mm	l_4 mm	d_{12} mm	l_{16} mm	d_{13}	kg
AB025-J40-P03-090	40	3	12	90	17	31,8	M16	0,98
AB025-J40-P03-120	40	3	12	120	17	31,8	M16	1,2
AB025-J40-P03-130	40	3	12	130	17	31,8	M16	1,16
AB025-J40-P03-160	40	3	12	160	21	31,8	M16	1,5
AB025-J40-P04-090	40	4	12	90	17	31,8	M16	1,02
AB025-J40-P04-120	40	4	12	120	17	31,8	M16	1,2
AB025-J40-P04-130	40	4	12	130	17	31,8	M16	1,16
AB025-J40-P04-160	40	4	12	160	17	31,8	M16	1,5
AB025-J40-P05-090	40	5	12	90	17	31,8	M16	1,02
AB025-J40-P05-120	40	5	12	120	17	31,8	M16	1,2
AB025-J40-P05-130	40	5	12	130	17	31,8	M16	1,16
AB025-J40-P05-160	40	5	12	160	17	31,8	M16	1,5
AB025-J40-P06-090	40	6	21	90	27	31,8	M16	1,08
AB025-J40-P06-120	40	6	21	120	27	38,1	M16	1,15
AB025-J40-P06-160	40	6	21	160	27	38,1	M16	1,56
AB025-J40-P06-200	40	6	21	200	27	38,1	M16	1,71
AB025-J40-P08-090	40	8	21	90	27	38,1	M16	1,12
AB025-J40-P08-120	40	8	21	120	27	38,1	M16	1,18
AB025-J40-P08-160	40	8	21	160	27	38,1	M16	1,56
AB025-J40-P08-200	40	8	21	200	27	38,1	M16	1,7
AB025-J40-P10-090	40	10	24	90	32	50,8	M16	1,22
AB025-J40-P10-120	40	10	24	120	32	50,8	M16	1,28
AB025-J40-P10-160	40	10	24	160	32	50,8	M16	1,7
AB025-J40-P10-200	40	10	24	200	32	50,8	M16	1,92
AB025-J40-P12-090	40	12	24	90	32	50,8	M16	1,24
AB025-J40-P12-120	40	12	24	120	32	50,8	M16	1,34
AB025-J40-P12-160	40	12	24	160	32	50,8	M16	1,84
AB025-J40-P12-200	40	12	24	200	32	50,8	M16	1,91
AB025-J40-P14-090	40	14	27	90	34	44,5	M16	1,26
AB025-J40-P14-120	40	14	27	120	34	44,5	M16	1,34
AB025-J40-P14-160	40	14	27	160	34	44,5	M16	1,94
AB025-J40-P14-200	40	14	27	200	34	44,5	M16	2,05
AB025-J40-P16-090	40	16	27	90	34	44,5	M16	1,2
AB025-J40-P16-120	40	16	27	120	34	44,5	M16	1,46
AB025-J40-P16-160	40	16	27	160	34	44,5	M16	2,12
AB025-J40-P16-200	40	16	27	200	34	44,5	M16	2,03

E2

WALTER SELECT

●● Primary application ● Other application

Best tool for → Good = ☺ → Average = 😐 → Poor = ☹ machining conditions

New addition to the product range = ☺ 😐 ☹ / ★

www.isotool.se
Tel. 044 - 24 55 70

Tool

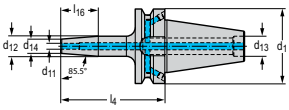

JIS B 6339 AD/B

Designation	d_1	d_{11} mm	d_{14} mm	l_4 mm	d_{12} mm	l_{16} mm	d_{13}	kg
AB025-J40-P18-090	40	18	33	90	41	50,8	M16	1,38
AB025-J40-P18-120	40	18	33	120	42	57,2	M16	1,48
AB025-J40-P18-160	40	18	33	160	42	57,2	M16	2,34
AB025-J40-P18-200	40	18	33	200	42	57,2	M16	2,5
AB025-J40-P20-090	40	20	33	90	41	50,8	M16	1,45
AB025-J40-P20-120	40	20	33	120	42	57,2	M16	1,98
AB025-J40-P20-160	40	20	33	160	42	57,2	M16	2,66
AB025-J40-P20-200	40	20	33	200	42	57,2	M16	2,48
AB025-J40-P25-100	40	25	44	100	53	57,2	M16	1,58
AB025-J40-P25-130	40	25	44	130	53	57,2	M16	2,3
AB025-J40-P25-160	40	25	44	160	53	57,2	M16	2,76
AB025-J40-P25-200	40	25	44	200	53	57,2	M16	3,45
AB025-J40-P32-100	40	32	44	100	53	57,2	M16	1,9
AB025-J40-P32-160	40	32	44	160	53	57,2	M16	2,9
AB025-J50-P04-100	50	4	12	100	17	31,8	M24	3,9
AB025-J50-P05-100	50	5	12	100	17	31,8	M24	3,9
AB025-J50-P06-100	50	6	21	100	27	38,1	M24	3,62
AB025-J50-P06-130	50	6	21	130	27	38,1	M24	4,07
AB025-J50-P06-160	50	6	21	160	27	38,1	M24	4,33
AB025-J50-P06-200	50	6	21	200	27	38,1	M24	4,21
AB025-J50-P08-100	50	8	21	100	27	38,1	M24	3,62
AB025-J50-P08-130	50	8	21	130	27	38,1	M24	4,06
AB025-J50-P08-160	50	8	21	160	27	38,1	M24	4,2
AB025-J50-P08-200	50	8	21	200	27	38,1	M24	4,5
AB025-J50-P10-100	50	10	24	100	32	47	M24	3,72
AB025-J50-P10-130	50	10	24	130	32	50,8	M24	4,06
AB025-J50-P10-160	50	10	24	160	32	50,8	M24	4,44
AB025-J50-P10-200	50	10	24	200	32	50,8	M24	4,67
AB025-J50-P12-100	50	12	24	100	32	47	M24	3,66
AB025-J50-P12-130	50	12	24	130	32	50,8	M24	4,18
AB025-J50-P12-160	50	12	24	160	32	50,8	M24	4,43
AB025-J50-P12-200	50	12	24	200	32	50,8	M24	4,55
AB025-J50-P14-100	50	14	27	100	34	44,5	M24	3,72
AB025-J50-P14-130	50	14	27	130	34	44,5	M24	4,22
AB025-J50-P14-160	50	14	27	160	34	44,5	M24	4,53
AB025-J50-P14-200	50	14	27	200	34	44,5	M24	4,67
AB025-J50-P16-100	50	16	27	100	34	44,5	M24	3,68
AB025-J50-P16-130	50	16	27	130	34	44,5	M24	4,22
AB025-J50-P16-160	50	16	27	160	34	44,5	M24	4,4
AB025-J50-P16-200	50	16	27	200	34	44,5	M24	4,77
AB025-J50-P18-100	50	18	33	100	42	53,4	M24	3,84
AB025-J50-P18-130	50	18	33	130	42	57,2	M24	4,47
AB025-J50-P18-160	50	18	33	160	42	57,2	M24	4,89
AB025-J50-P18-200	50	18	33	200	42	57,2	M24	4,77
AB025-J50-P20-100	50	20	33	100	42	53,4	M24	3,8
AB025-J50-P20-130	50	20	33	130	42	57,2	M24	4,44
AB025-J50-P20-160	50	20	33	160	42	57,2	M24	4,89
AB025-J50-P20-200	50	20	33	200	42	57,2	M24	4,98
AB025-J50-P25-100	50	25	44	100	53	53,4	M24	4,08
AB025-J50-P25-130	50	25	44	130	53	57,2	M24	4,91
AB025-J50-P25-160	50	25	44	160	53	57,2	M24	5,49
AB025-J50-P25-200	50	25	44	200	53	57,2	M24	5,9
AB025-J50-P32-100	50	32	44	100	53	53,4	M24	4,19
AB025-J50-P32-130	50	32	44	130	53	57,2	M24	4,75
AB025-J50-P32-160	50	32	44	160	53	57,2	M24	5,32
AB025-J50-P32-200	50	32	44	200	53	57,2	M24	6,01

www.isotool.se
Tel. 044 - 24 55 70

DIN 69893-1 A hydraulic expansion chuck

AB017-H mm

Tool

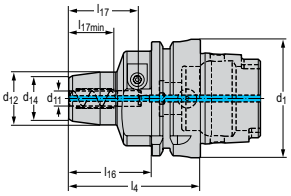

HSK DIN 69893-1 A

Designation	d_1 mm	d_{11} mm	d_{12} mm	d_{14} mm	l_4 mm	l_{16} mm	l_{17} mm	$l_{17\,min}$ mm	kg
AB017-H63-P06-070	63	6	26	22	70	44	37	27	1
AB017-H63-P08-070	63	8	28	24	70	44	37	27	1
AB017-H63-P10-080	63	10	30	26	80	54	41	31	1
AB017-H63-P12-085	63	12	32	28	85	59	46	36	1,1
AB017-H63-P14-085	63	14	34	30	85	59	46	36	1,1
AB017-H63-P16-090	63	16	38	34	90	64	49	39	1,2
AB017-H63-P18-090	63	18	40	36	90	64	49	39	1,11
AB017-H63-P20-090	63	20	42	38	90	64	51	41	1,2
AB017-H63-P25-120	63	25	57	53	120	94	57	47	2,2
AB017-H63-P32-125	63	32	62	58	125	99	61	51	2,3
AB017-H100-P06-075	100	6	26	22	75	46	37	27	2,5
AB017-H100-P08-075	100	8	28	24	75	46	37	27	2,5
AB017-H100-P10-090	100	10	30	26	90	61	41	31	2,5
AB017-H100-P12-095	100	12	32	28	95	66	46	36	2,56
AB017-H100-P14-095	100	14	34	30	95	66	46	36	2,25
AB017-H100-P16-100	100	16	38	34	100	71	49	39	2,67
AB017-H100-P18-100	100	18	40	36	100	71	49	39	2,7
AB017-H100-P20-105	100	20	42	38	105	76	51	41	2,8
AB017-H100-P25-110	100	25	57	53	110	81	57	47	3,4
AB017-H100-P32-110	100	32	64	60	110	81	61	51	3,7

Accessories

	d_1 [mm]	63	100
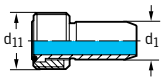	Coolant transfer	FS1064	FS1065
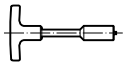	Keys	FS952	FS953

E2

WALTER SELECT

●● Primary application ● Other application

Best tool for ➔ Good = ☺ ➔ Average = 😐 ➔ Poor = ☹ machining conditions

New addition to the product range = ☺ 😐 ☹ / ★

www.isotool.se
Tel. 044 - 24 55 70

DIN 69871 AD/B hydraulic expansion chuck

AB017-S mm

Tool

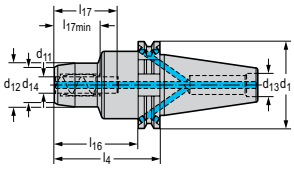

SK DIN 69871 AD/B

Designation	d_1	d_{11} mm	d_{12} mm	d_{14} mm	l_4 mm	l_{16} mm	l_{17} mm	$l_{17\,min}$ mm	d_{13}	kg
AB017-S40-P06-081	40	6	26	22,8	80,5	61,4	37	27	M16	1,35
AB017-S40-P08-081	40	8	28	24,8	80,5	61,4	37	27	M16	1,3
AB017-S40-P10-081	40	10	30	26,8	80,5	61,4	41	31	M16	1,4
AB017-S40-P12-081	40	12	32	28,8	80,5	61,4	46	36	M16	1,4
AB017-S40-P16-081	40	16	38	34,7	80,5	61,4	49	39	M16	1,4
AB017-S40-P18-081	40	18	40	37,7	80,5	61,4	49	39	M16	1,4
AB017-S40-P20-081	40	20	42	22	80,5	61,4	51	41	M16	1,37
AB017-S40-P25-081	40	25	55	24	80,5	61,4	57	47	M16	1,8
AB017-S40-P32-081	40	32	63	26	80,5	61,4	61	51	M16	1,9
AB017-S50-P12-081	50	12	32	28	80,5	61,5	46	36	M24	3,2
AB017-S50-P16-081	50	16	38	34	80,5	61,5	49	39	M24	3,2
AB017-S50-P20-081	50	20	42	38	80,5	61,5	51	41	M24	3
AB017-S50-P32-103	50	32	64	59	103,2	84,2	61	51	M24	4,4

E2

WALTER SELECT

●● Primary application ● Other application

Best tool for → Good = ☺ → Average = 😐 → Poor = ☹ machining conditions

☺ 😐 ☹ / ★ = New addition to the product range

www.isotool.se
Tel. 044 - 24 55 70

MAS-BT JIS B 6339 hydraulic expansion chuck

AB017-J mm

Tool

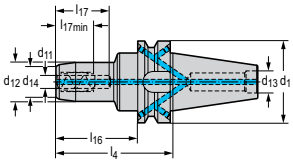

JIS B 6339 AD/B

Designation	d_1	d_{11} mm	d_{12} mm	d_{14} mm	l_4 mm	l_{16} mm	l_{17} mm	$l_{17\,min}$ mm	d_{13}	kg
AB017-J30-P06-055	30	6	26	22,8	55	17,8	37	27	M12	0,6
AB017-J30-P08-055	30	8	28	24,8	55	18,4	37	27	M12	0,6
AB017-J30-P10-055	30	10	30	26,8	55	19	41	31	M12	0,6
AB017-J30-P12-055	30	12	32	28,8	55	19,5	46	36	M12	0,6
AB017-J30-P16-090	30	16	38	34,7	90	68	49	39	M12	0,9
AB017-J30-P20-090	30	20	42	37,7	90	68	51	41	M12	0,95
AB017-J40-P06-090	40	6	26	22	90	63	37	27	M16	1,4
AB017-J40-P08-090	40	8	28	24	90	63	37	27	M16	1,4
AB017-J40-P10-090	40	10	30	26	90	63	41	31	M16	1,4
AB017-J40-P12-090	40	12	32	28	90	63	46	36	M16	1,4
AB017-J40-P16-090	40	16	38	34	90	63	49	39	M16	1,4
AB017-J40-P20-090	40	20	42	38	90	63	51	41	M16	1,5
AB017-J40-P32-100	40	32	62	59	100	73	61	51	M16	0,2
AB017-J50-P12-090	50	12	32	28	90	52	46	36	M24	3,95
AB017-J50-P20-090	50	20	42	38	90	52	51	41	M24	3,95
AB017-J50-P32-120	50	32	64	60	120	82	61	51	M24	5,1

E2

WALTER SELECT

●● Primary application ● Other application

Best tool for ➔ Good = ☺ ➔ Average = 😐 ➔ Poor = ☹ machining conditions

New addition to the product range = ☺ 😐 ☹ / ★

www.isotool.se
Tel. 044 - 24 55 70

ASME B5.50 hydraulic expansion chuck

AB017.K / AB017.K-Inch mm

Tool

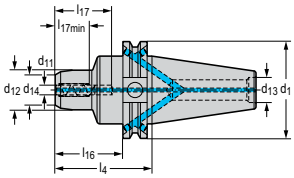

ASME B 5.50

Designation	d_1	d_{11} mm	d_{12} mm	d_{14} mm	l_4 mm	l_{16} mm	l_{17} mm	$l_{17\,min}$ mm	d_{13}	kg
AB017.K40-P06-064	40	6	26	19,8	63,5	44,5	37	27	5/8"-11	1,1
AB017.K40-P08-064	40	8	28	23,5	63,5	44,5	37	27	5/8"-11	1,1
AB017.K40-P10-064	40	10	30	24	63,5	44,5	41	31	5/8"-11	1,1
AB017.K40-P12-064	40	12	32	27,1	63,5	44,5	46	36	5/8"-11	1,1
AB017.K40-P14-064	40	14	34	28,8	63,5	44,5	46	36	5/8"-11	1,1
AB017.K40-P16-064	40	16	38	33,1	63,5	44,5	49	39	5/8"-11	1,2
AB017.K40-P20-064	40	20	42	37,6	63,5	44,5	51	41	5/8"-11	1,2
AB017.K50-P12-081	50	12	32	25,5	81	62	46	36	1"-8	3,1
AB017.K50-P20-081	50	20	42	35,5	81	62	51	41	1"-8	3,2
AB017.K50-P25-081	50	25	48	41,5	81	62	57	47	1"-8	3,5
AB017.K50-P32-081	50	32	62	55,8	81	62	61	51	1"-8	3,9
AB017.K40-P07-064		6,35	26	19,8	63,5	44,5	37	27		1,1
AB017.K40-P09-064		9,530	30	24	63,5	44,5	41	31		1,1
AB017.K40-P13-064		12,7	32	27	63,5	44,5	46	36		1,1
AB017.K40-P15-064		15,880	38	33,1	63,5	44,5	49	39		1,2
AB017.K40-P19-064		19,05	44,5	38	63,5	44,5	51	41		1,2
AB017.K50-P31-081		31,75	62	55,8	81	62	61	51		3,8

E 2

WALTER SELECT

●● Primary application ● Other application

Best tool for → Good = ☺ → Average = 😐 → Poor = ☹ machining conditions

☺ 😐 ☹ / ★ = New addition to the product range

www.isotool.se
Tel. 044 - 24 55 70

Assembly parts and accessories

	Boring bar adaptor	**Adaptor sleeves for peripheral cooling**	**Adaptor sleeves for peripheral cooling**	**DIN 6499 ER collets**
Designation	**A2140-W**	**FS...**	**SL...**	**C330**
Machine-side	Cylindrical shank with flat	Cylindrical shank	Cylindrical shank	DIN 6499
Tool-side	6 - 25	3 - 25	1 - 3/16	1.0 - 0.5 - 6.00 - 5.50
Page in catalogue	**218**	**219**	**221**	**223**
QR code				
www.walter-tools.com/woc/	A2140-W	FS	SL	C330

	DIN 6499 ER tapping collets	**Cooling nozzles for ER collets**	**Quick-change collet**	**Synchronised quick-change ER collet**
Designation	**C340**	**GL00..**	**A331**	**AB735-ER**
Machine-side	DIN 6499		Tap adapter SES	DIN 6499
Tool-side	10.00 x 8.00 - 9.00 x 7.00	ER32	10.00 x 8.00 - 9.00 x 7.00	8 - 19
Page in catalogue	**225**	**229**	**230**	**231**
QR code				
www.walter-tools.com/woc/	C340	GL00	A331	AB735-ER

E3

www.isotool.se
Tel. 044 - 24 55 70

Assembly parts and accessories

	Synchronised quick-change collet	Seal
Designation	**AB735-ER-R**	
Machine-side	Tap adapter SES	
Tool-side	10.00 x 8.00 - 9.00 x 7.00	ER32
Page in catalogue	**231**	**228**
QR code		
www.walter-tools.com/woc/	AB735-ER-R	E1100

www.isotool.se
Tel. 044 - 24 55 70

Boring bar adaptor

A2140-W mm

– With Weldon shank in accordance with DIN 9766
– Self-centring for parallel round shank

Tool

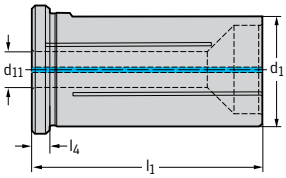

Cylindrical shank with flat

Designation	d_1 mm	d_{11} mm	l_1 mm	l_4 mm	kg
A2140-W16-R06-048	16	6	48	5	0,06
A2140-W16-R08-048	16	8	48	5	0,06
A2140-W16-R10-048	16	10	48	5	0,05
A2140-W16-R12-048	16	12	48	5	0,04
A2140-W20-R06-055	20	6	55	5	0,11
A2140-W20-R08-055	20	8	55	5	0,11
A2140-W20-R10-055	20	10	55	5	0,1
A2140-W20-R12-055	20	12	55	5	0,09
A2140-W20-R16-055	20	16	55	5	0,06
A2140-W25-R06-061	25	6	61	5	0,2
A2140-W25-R08-061	25	8	61	5	0,19
A2140-W25-R10-061	25	10	61	5	0,19
A2140-W25-R12-061	25	12	61	5	0,16
A2140-W25-R16-061	25	16	61	5	0,14
A2140-W32-R06-065	32	6	65	5	0,33
A2140-W32-R08-065	32	8	65	5	0,33
A2140-W32-R10-065	32	10	65	5	0,32
A2140-W32-R12-065	32	12	65	5	0,31
A2140-W32-R16-065	32	16	65	5	0,28
A2140-W32-R20-065	32	20	65	5	0,25
A2140-W40-R06-075	40	6	75	5	0,6
A2140-W40-R08-075	40	8	75	5	0,61
A2140-W40-R10-075	40	10	75	5	0,62
A2140-W40-R12-075	40	12	75	5	0,62
A2140-W40-R16-075	40	16	75	5	0,56
A2140-W40-R20-075	40	20	75	5	0,55
A2140-W40-R25-075	40	25	75	5	0,43

Note: Groove for self-centring is present on all Walter Turn boring bars with cylindrical shank (-R) dia. 6–25 mm.
The maximum recommended coolant pressure is 80 bar (1160 psi)

E3

WALTER SELECT

●● Primary application ● Other application
Best tool for ➔ Good = ☺ ➔ Average = 😐 ➔ Poor = ☹ machining conditions

New addition to the product range = ☺ 😐 ☹ / ★

www.isotool.se
Tel. 044 - 24 55 70

Adaptor sleeves for peripheral cooling

FS... mm

Tool

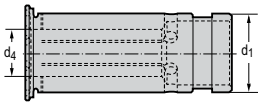

Cylindrical shank

Designation	Collets	d_1 mm	d_4 mm	l_1 mm	kg
FS2194	12	12	3	47	0,03
FS2195	12	12	4	47	0,03
FS2196	12	12	5	47	0,03
FS2197	12	12	6	47	0,03
FS2198	12	12	8	47	0,03
FS2213	20	20	3	52,5	0,1
FS2214	20	20	4	52,5	0,1
FS2215	20	20	5	52,5	0,1
FS2216	20	20	6	52,5	0,1
FS2217	20	20	8	52,5	0,1
FS2218	20	20	10	52,5	0,09
FS2219	20	20	12	52,5	0,08
FS2220	20	20	14	52,5	0,07
FS2221	20	20	16	52,5	0,06
FS2231	32	32	6	62,5	0,29
FS2232	32	32	8	62,5	0,29
FS2233	32	32	10	62,5	0,29
FS2234	32	32	12	62,5	0,28
FS2235	32	32	14	62,5	0,27
FS2236	32	32	16	62,5	0,26
FS2237	32	32	18	62,5	0,25
FS2238	32	32	20	62,5	0,23
FS2239	32	32	25	62,5	0,17

www.isotool.se
Tel. 044 - 24 55 70

Adaptor sleeves for internal cooling

FS... mm

Tool

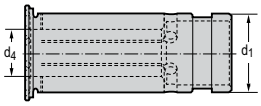

Cylindrical shank

Designation	Collets	d_1 mm	d_4 mm	l_1 mm	kg
FS2189	12	12	3	47	0,03
FS2190	12	12	4	47	0,03
FS2191	12	12	5	47	0,04
FS2192	12	12	6	47	0,03
FS2193	12	12	8	47	0,03
FS2199	20	20	3	52,5	0,1
FS2200	20	20	4	52,5	0,1
FS2201	20	20	5	52,5	0,1
FS2202	20	20	6	52,5	0,1
FS2203	20	20	7	52,5	0,1
FS2204	20	20	8	52,5	0,09
FS2205	20	20	9	52,5	0,09
FS2206	20	20	10	52,5	0,09
FS2207	20	20	11	52,5	0,09
FS2208	20	20	12	52,5	0,08
FS2209	20	20	13	52,5	0,08
FS2210	20	20	14	52,5	0,06
FS2211	20	20	15	52,5	0,07
FS2212	20	20	16	52,5	0,04
FS2222	32	32	6	52,5	0,29
FS2223	32	32	8	62,5	0,29
FS2224	32	32	10	62,5	0,27
FS2225	32	32	12	62,5	0,28
FS2226	32	32	14	62,5	0,25
FS2227	32	32	16	62,5	0,26
FS2228	32	32	18	62,5	0,25
FS2229	32	32	20	62,5	0,23
FS2230	32	32	25	62,5	0,15

E3

WALTER SELECT

●● Primary application ● Other application

Best tool for ➔ Good = ☺ ➔ Average = 😐 ➔ Poor = ☹ machining conditions

New addition to the product range = ☺ 😐 ☹ / ★

www.isotool.se
Tel. 044 - 24 55 70

Adaptor sleeves for peripheral cooling

SL... inch

Tool

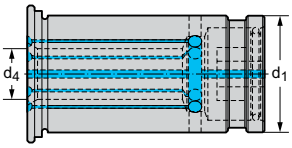

Cylindrical shank

Designation	Collets	d_1 inch	d_4 inch	l_1 inch	lbs
SL0017	12	0,472	0,125	1,85	0,055
SL0018	12	0,472	0,187	1,85	0,071
SL0019	12	0,472	0,250	1,85	0,053
SL0020	12	0,472	0,375	1,85	0,033
SL0021	20	0,787	0,125	2,067	0,170
SL0022	20	0,787	0,187	2,067	0,198
SL0023	20	0,787	0,250	2,067	0,183
SL0024	20	0,787	0,375	2,067	0,165
SL0025	20	0,787	0,500	2,067	0,176
SL0026	20	0,787	0,625	2,067	0,137
SL0027	32	1,260	0,500	2,461	0,575
SL0028	32	1,260	0,625	2,461	0,542
SL0029	32	1,260	0,750	2,461	0,489
SL0030	32	1,260	1,000	2,461	0,311

WALTER SELECT

●● Primary application ● Other application

Best tool for ➔ Good = ☺ ➔ Average = 😐 ➔ Poor = ☹ machining conditions

☺ 😐 ☹ / ★ = New addition to the product range

www.isotool.se
Tel. 044 - 24 55 70

Adaptor sleeves for internal cooling

SL... inch

Tool

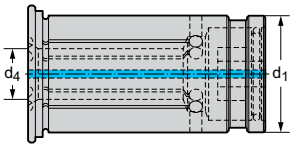

Cylindrical shank

Designation	Collets	d_1 inch	d_4 inch	l_1 inch	lbs
SL0001	12	0,472	0,125	1,85	0,060
SL0002	12	0,472	0,187	1,85	0,055
SL0003	12	0,472	0,250	1,85	0,053
SL0004	12	0,472	0,375	1,85	0,040
SL0005	20	0,787	0,125	2,067	0,212
SL0006	20	0,787	0,187	2,067	0,22
SL0007	20	0,787	0,250	2,067	0,214
SL0008	20	0,787	0,375	2,067	0,165
SL0009	20	0,787	0,500	2,067	0,141
SL0010	20	0,787	0,625	2,067	0,097
SL0011	32	1,260	0,250	2,461	0,617
SL0012	32	1,260	0,375	2,461	0,608
SL0013	32	1,260	0,500	2,461	0,606
SL0014	32	1,260	0,625	2,461	0,549
SL0015	32	1,260	0,750	2,461	0,518
SL0016	32	1,260	1,000	2,461	0,344

E3

WALTER SELECT

●● Primary application ● Other application

Best tool for ➔ Good = ☺ ➔ Average = 😐 ➔ Poor = ☹ machining conditions

New addition to the product range = ☺ 😐 ☹ / ★

www.isotool.se
Tel. 044 - 24 55 70

DIN 6499 ER collets

C330 mm

Tool

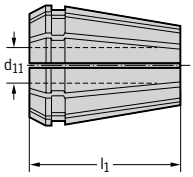

DIN 6499

Designation	Collets	$d_{11\,min}$ mm	$d_{11\,max}$ mm	l_1 mm	kg
C330.06.010	ER11	0,75	1	18	0,01
C330.06.020	ER11	1,75	2	18	0,01
C330.06.030	ER11	2,5	3	18	0,01
C330.06.040	ER11	3,5	4	18	0,01
C330.06.050	ER11	4,5	5	18	0,01
C330.06.060	ER11	5,5	6	18	0,01
C330.10.010	ER16	0,5	1	27,5	0,02
C330.10.020	ER16	1	2	27,5	0,02
C330.10.030	ER16	2	3	27,5	0,02
C330.10.040	ER16	3	4	27,5	0,02
C330.10.050	ER16	4	5	27,5	0,02
C330.10.060	ER16	5	6	27,5	0,02
C330.10.070	ER16	6	7	27,5	0,02
C330.10.080	ER16	7	8	27,5	0,02
C330.10.090	ER16	8	9	27,5	0,02
C330.10.100	ER16	9	10	27,5	0,02

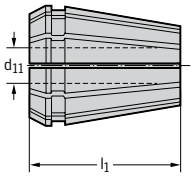

DIN 6499

Designation	Collets	$d_{11\,min}$ mm	$d_{11\,max}$ mm	l_1 mm	kg
C330.13.010	ER20	0,5	1	31,5	0,05
C330.13.020	ER20	1	2	31,5	0,05
C330.13.030	ER20	2	3	31,5	0,05
C330.13.040	ER20	3	4	31,5	0,05
C330.13.050	ER20	4	5	31,5	0,04
C330.13.060	ER20	5	6	31,5	0,04
C330.13.070	ER20	6	7	31,5	0,04
C330.13.080	ER20	7	8	31,5	0,04
C330.13.090	ER20	8	9	31,5	0,04
C330.13.100	ER20	9	10	31,5	0,03
C330.13.110	ER20	10	11	31,5	0,03
C330.13.120	ER20	11	12	31,5	0,03
C330.13.130	ER20	12	13	31,5	0,02

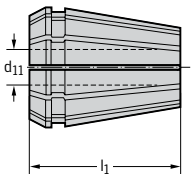

DIN 6499

Designation	Collets	$d_{11\,min}$ mm	$d_{11\,max}$ mm	l_1 mm	kg
C330.16.020	ER25	1	2	34	0,08
C330.16.030	ER25	2	3	34	0,08
C330.16.040	ER25	3	4	34	0,08
C330.16.050	ER25	4	5	34	0,08
C330.16.060	ER25	5	6	34	0,08
C330.16.070	ER25	6	7	34	0,07
C330.16.080	ER25	7	8	34	0,07
C330.16.090	ER25	8	9	34	0,07
C330.16.100	ER25	9	10	34	0,07
C330.16.110	ER25	10	11	34	0,07
C330.16.120	ER25	11	12	34	0,06
C330.16.130	ER25	12	13	34	0,06
C330.16.140	ER25	13	14	34	0,06
C330.16.150	ER25	14	15	34	0,05
C330.16.160	ER25	15	16	34	0,05

WALTER SELECT

●● Primary application ● Other application

Best tool for → Good = ☺ → Average = 😐 → Poor = ☹ machining conditions

☺ 😐 ☹ / ★ = New addition to the product range

www.isotool.se
Tel. 044 - 24 55 70

DIN 6499 ER collets

C330 mm

Tool

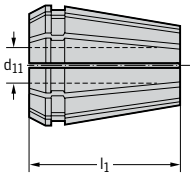

DIN 6499

Designation	Collets	$d_{11\,min}$ mm	$d_{11\,max}$ mm	l_1 mm	kg
C330.20.020	ER32	1	2	40	0,15
C330.20.030	ER32	2	3	40	0,16
C330.20.040	ER32	3	4	40	0,15
C330.20.050	ER32	4	5	40	0,15
C330.20.060	ER32	5	6	40	0,15
C330.20.070	ER32	6	7	40	0,15
C330.20.080	ER32	7	8	40	0,16
C330.20.090	ER32	8	9	40	0,15
C330.20.100	ER32	9	10	40	0,14
C330.20.110	ER32	10	11	40	0,14
C330.20.120	ER32	11	12	40	0,14
C330.20.130	ER32	12	13	40	0,14
C330.20.140	ER32	13	14	40	0,13
C330.20.150	ER32	14	15	40	0,12
C330.20.160	ER32	15	16	40	0,12
C330.20.170	ER32	16	17	40	0,11
C330.20.180	ER32	17	18	40	0,11
C330.20.190	ER32	18	19	40	0,1
C330.20.200	ER32	19	20	40	0,09
C330.26.030	ER40	2	3	46	0,27
C330.26.040	ER40	3	4	46	0,28
C330.26.050	ER40	4	5	46	0,28
C330.26.060	ER40	5	6	46	0,28
C330.26.070	ER40	6	7	46	0,28
C330.26.080	ER40	7	8	46	0,28
C330.26.090	ER40	8	9	46	0,28
C330.26.100	ER40	9	10	46	0,28
C330.26.110	ER40	10	11	46	0,28
C330.26.120	ER40	11	12	46	0,28
C330.26.130	ER40	12	13	46	0,27
C330.26.140	ER40	13	14	46	0,27
C330.26.150	ER40	14	15	46	0,26
C330.26.160	ER40	15	16	46	0,26
C330.26.170	ER40	16	17	46	0,25
C330.26.180	ER40	17	18	46	0,23
C330.26.190	ER40	18	19	46	0,24
C330.26.200	ER40	19	20	46	0,23
C330.26.210	ER40	20	21	46	0,22
C330.26.220	ER40	21	22	46	0,21
C330.26.230	ER40	22	23	46	0,2
C330.26.240	ER40	23	24	46	0,19
C330.26.250	ER40	24	25	46	0,18
C330.26.260	ER40	25	26	46	0,17

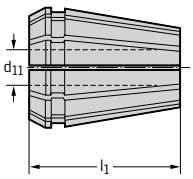

DIN 6499

E3

WALTER SELECT

●● Primary application ● Other application

Best tool for ➔ Good = ☺ ➔ Average = 😐 ➔ Poor = ☹ machining conditions

New addition to the product range = ☺ 😐 ☹ / ★

www.isotool.se
Tel. 044 - 24 55 70

DIN 6499 ER tapping collets

C340 mm

– ER – GB in accordance with DIN 6499

Tool	Designation	Collets	d_{11} mm	l_1 mm	SW mm	kg
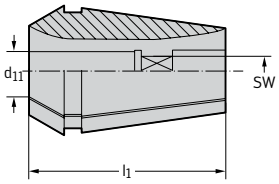 DIN 6499	C340.11.028	ER11	2,8	18	2,1	0,01
	C340.11.035	ER11	3,5	18	2,7	0,01
	C340.11.045	ER11	4,5	18	3,4	0,01
	C340.11.060	ER11	6	18	4,9	0,01
	C340.20.045	ER20	4,5	31,5	3,4	0,05
	C340.20.060	ER20	6	31,5	4,9	0,04
	C340.20.070	ER20	7	31,5	5,5	0,04
	C340.20.080	ER20	8	31,5	6,2	0,04
	C340.20.090	ER20	9	31,5	7	0,04
	C340.20.100	ER20	10	31,5	8	0,03
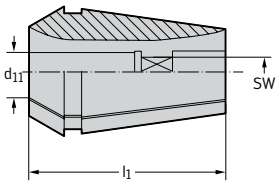 DIN 6499	C340.25.045	ER25	4,5	34	3,4	0,08
	C340.25.060	ER25	6	34	4,9	0,08
	C340.25.070	ER25	7	34	5,5	0,07
	C340.25.080	ER25	8	34	6,2	0,07
	C340.25.090	ER25	9	34	7	0,07
	C340.25.100	ER25	10	34	8	0,07
	C340.25.110	ER25	11	34	9	0,07
	C340.25.120	ER25	12	34	9	0,06
	C340.25.140	ER25	14	34	11	0,06
	C340.25.160	ER25	16	34	12	0,04
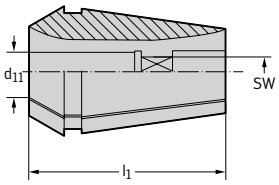 DIN 6499	C340.32.045	ER32	4,5	40	3,4	0,15
	C340.32.060	ER32	6	40	4,9	0,15
	C340.32.070	ER32	7	40	5,5	0,14
	C340.32.080	ER32	8	40	6,2	0,15
	C340.32.090	ER32	9	40	7	0,15
	C340.32.100	ER32	10	40	8	0,15
	C340.32.110	ER32	11	40	9	0,15
	C340.32.120	ER32	12	40	9	0,15
	C340.32.140	ER32	14	40	11	0,14
	C340.32.160	ER32	16	40	12	0,12
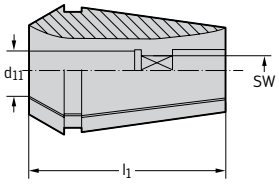 DIN 6499	C340.40.120	ER40	12	46	9	0,28
	C340.40.140	ER40	14	46	11	0,28
	C340.40.160	ER40	16	46	12	0,26
	C340.40.180	ER40	18	46	14,5	0,24
	C340.40.200	ER40	20	46	16	0,23
	C340.40.220	ER40	22	46	18	0,21

WALTER SELECT

●● Primary application ● Other application

Best tool for → Good = ☺ → Average = 😐 → Poor = ☹ machining conditions

☺ 😐 ☹ / ★ = New addition to the product range

www.isotool.se
Tel. 044 - 24 55 70

Seal

Tool

Designation	Insert size	$d_{11\ min}$ mm	$d_{11\ max}$ mm	kg
FS1238	ER16	2,5	3	0,005
FS1239	ER16	3	3,5	0,005
FS1240	ER16	3,5	4	0,005
FS1241	ER16	4	4,5	0,003
FS1242	ER16	4,5	5	0,003
FS1243	ER16	5	5,5	0,003
FS1244	ER16	5,5	6	0,002
FS1245	ER16	6	6,5	0,002
FS1246	ER16	6,5	7	0,002
FS1247	ER16	7	7,5	0,002
FS1248	ER16	7,5	8	0,003
FS1249	ER16	8	8,5	0,005
FS1250	ER16	8,5	9	0,001
FS1251	ER16	9	9,5	0,003
FS1252	ER16	9,5	10	0,003
FS1361	ER20	5,5	6	0,004
FS1362	ER20	6,5	7	0,006
FS1363	ER20	7,5	8	0,004
FS1364	ER20	8,5	9	0,003
FS1365	ER20	9,5	10	0,002
FS1408	ER20	2,5	3	0,007
FS1409	ER20	3	3,5	0,005
FS1410	ER20	3,5	4	0,006
FS1411	ER20	4	4,5	0,006
FS1412	ER20	4,5	5	0,005
FS1413	ER20	5	5,5	0,005
FS1414	ER20	6	6,5	0,004
FS1415	ER20	7	7,5	0,004
FS1416	ER20	8	8,5	0,005
FS1417	ER20	9	9,5	0,003
FS1418	ER20	10	10,5	0,004
FS1419	ER20	10,5	11	0,002
FS1420	ER20	11	11,5	0,002
FS1421	ER20	11,5	12	0,002
FS1422	ER20	12	12,5	0,001
FS1423	ER20	12,5	13	0,001

E3

WALTER SELECT

●● Primary application ● Other application

Best tool for ➔ Good = ☺ ➔ Average = 😐 ➔ Poor = ☹ machining conditions

New addition to the product range = ☺ 😐 ☹ / ★

www.isotool.se
Tel. 044 - 24 55 70

Tool

Designation	Insert size	$d_{11\ min}$ mm	$d_{11\ max}$ mm	kg
FS1253	ER25	2,5	3	0,009
FS1254	ER25	3	3,5	0,009
FS1255	ER25	3,5	4	0,009
FS1256	ER25	4	4,5	0,009
FS1257	ER25	4,5	5	0,01
FS1258	ER25	5	5,5	0,009
FS1259	ER25	5,5	6	0,01
FS1260	ER25	6	6,5	0,01
FS1261	ER25	6,5	7	0,008
FS1262	ER25	7	7,5	0,008
FS1263	ER25	7,5	8	0,01
FS1264	ER25	8	8,5	0,008
FS1265	ER25	8,5	9	0,007
FS1266	ER25	9	9,5	0,009
FS1267	ER25	9,5	10	0,009
FS1268	ER25	10	10,5	0,007
FS1269	ER25	10,5	11	0,006
FS1270	ER25	11	11,5	0,008
FS1271	ER25	11,5	12	0,008
FS1272	ER25	12	12,5	0,005
FS1273	ER25	12,5	13	0,005
FS1274	ER25	13	13,5	0,005
FS1275	ER25	13,5	14	0,005
FS1276	ER25	14	14,5	0,005
FS1277	ER25	14,5	15	0,004
FS1278	ER25	15	15,5	0,003
FS1279	ER25	15,5	16	0,004
FS1366	ER32	5,5	6	0,017
FS1367	ER32	6,5	7	0,015
FS1368	ER32	7,5	8	0,014
FS1369	ER32	8,5	9	0,016
FS1370	ER32	9,5	10	0,015
FS1371	ER32	10,5	11	0,013
FS1372	ER32	11,5	12	0,013
FS1373	ER32	12,5	13	0,013
FS1374	ER32	13,5	14	0,011
FS1375	ER32	14,5	15	0,01
FS1376	ER32	15,5	16	0,009
FS1424	ER32	2,5	3	0,018
FS1425	ER32	3	3,5	0,018
FS1426	ER32	3,5	4	0,016
FS1427	ER32	4	4,5	0,017
FS1428	ER32	4,5	5	0,017
FS1429	ER32	5	5,5	0,017
FS1430	ER32	6	6,5	0,016
FS1431	ER32	7	7,5	0,014

www.isotool.se
Tel. 044 - 24 55 70

Tool

Designation	Insert size	$d_{11\ min}$ mm	$d_{11\ max}$ mm	kg
FS1432	ER32	8	8,5	0,014
FS1433	ER32	9	9,5	0,014
FS1434	ER32	10	10,5	0,013
FS1435	ER32	11	11,5	0,014
FS1436	ER32	12	12,5	0,012
FS1437	ER32	13	13,5	0,011
FS1438	ER32	14	14,5	0,01
FS1439	ER32	15	15,5	0,009
FS1440	ER32	16	16,5	0,009
FS1441	ER32	16,5	17	0,008
FS1442	ER32	17	17,5	0,008
FS1443	ER32	17,5	18	0,009
FS1444	ER32	18	18,5	0,009
FS1445	ER32	18,5	19	0,006
FS1446	ER32	19	19,5	0,006
FS1447	ER32	19,5	20	0,006
FS1280	ER40	2,5	3	0,025
FS1282	ER40	3,5	4	0,025
FS1284	ER40	4,5	5	0,025
FS1285	ER40	5	5,5	0,025
FS1286	ER40	5,5	6	0,026
FS1287	ER40	6	6,5	0,026
FS1288	ER40	6,5	7	0,025
FS1290	ER40	7,5	8	0,026
FS1291	ER40	8	8,5	0,025
FS1292	ER40	8,5	9	0,023
FS1294	ER40	9,5	10	0,024
FS1296	ER40	10,5	11	0,022
FS1297	ER40	11	11,5	0,022
FS1298	ER40	11,5	12	0,023
FS1299	ER40	12	12,5	0,023
FS1300	ER40	12,5	13	0,021
FS1302	ER40	13,5	14	0,021
FS1303	ER40	14	14,5	0,021
FS1304	ER40	14,5	15	0,019
FS1306	ER40	15,5	16	0,021
FS1307	ER40	16	16,5	0,018
FS1308	ER40	16,5	17	0,017
FS1310	ER40	17,5	18	0,016
FS1312	ER40	18,5	19	0,016
FS1313	ER40	19	19,5	0,015
FS1314	ER40	19,5	20	0,017
FS1315	ER40	20	20,5	0,016
FS1318	ER40	21,5	22	0,014
FS1319	ER40	22	22,5	0,012
FS1324	ER40	24,5	25	0,009
FS1325	ER40	25	25,5	0,008
FS2257				0,001
FS2261				0,001
FS2598				0,001

E3

New addition to the product range = ☻ ☻ ☻ / ★

www.isotool.se
Tel. 044 - 24 55 70

Cooling nozzles for ER collets
GL00..

Tool

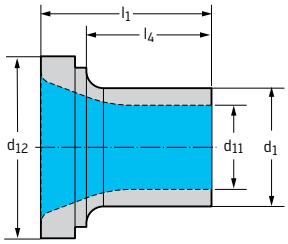

Designation	Collets	d_{11} mm	d_1 mm	d_{12} mm	l_4 mm	l_1 mm	kg
GL0001	ER16	3	6,4	13	11	15	0,007
GL0002	ER16	4	7,4	13	11	15	0,006
GL0003	ER16	5	8,4	13	11	15	0,007
GL0004	ER16	6	9,4	13	11	15	0,008
GL0005	ER16	7	11	13	12	15	0,008
GL0006	ER16	8	11	13	12	15	0,007
GL0007	ER16	9	11	13	3	6	0,004
GL0008	ER16	10	11	13	3	6	0,004
GL0009	ER20	6	9,4	16	11	15	0,008
GL0010	ER20	7	10,4	16	11	15	0,004
GL0011	ER20	8	11,4	16	11	15	0,009
GL0013	ER20	10	14	16	12	15	0,008
GL0014	ER20	12	14	16	3	6	0,005
GL0015	ER25	6	9,4	21	11	15	0,012
GL0016	ER25	7	10,4	21	11	15	0,01
GL0017	ER25	8	11,4	21	11	15	0,013
GL0018	ER25	9	12,4	21	11	15	0,012
GL0019	ER25	10	13,4	21	11	15	0,012
GL0020	ER25	12	15,4	21	11	15	0,013
GL0021	ER25	14	17,4	21	11	15	0,01
GL0022	ER25	16	19	21	12	15	0,01
GL0023	ER32	6	9,4	27	11	15	0,016
GL0024	ER32	7	10,4	27	11	15	0,016
GL0025	ER32	8	11,4	27	11	15	0,016
GL0026	ER32	9	12,4	27	11	15	0,016
GL0027	ER32	10	13,4	27	11	15	0,02
GL0028	ER32	12	15,4	27	11	15	0,016
GL0029	ER32	14	17,4	27	11	15	0,019
GL0030	ER32	16	19,4	27	11	15	0,019

WALTER SELECT

●● Primary application ● Other application

Best tool for ➔ Good = ☺ ➔ Average = 😐 ➔ Poor = ☹ machining conditions

☺ 😐 ☹ / ★ = New addition to the product range

www.isotool.se
Tel. 044 - 24 55 70

Quick-change collet

A331 mm

Tool

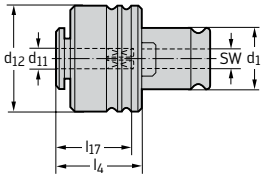

Tap adapter SES

Designation	d_1 mm	d_{11} mm	d_{12} mm	l_4 mm	l_{17} mm	SW mm	Insert size	kg
A331.0.19.025.03	19	3,5	32	25	21	2,7	1	0,18
A331.0.19.025.04	19	4,5	32	25	23	3,4	1	0,18
A331.0.19.025.05	19	5,5	32	25	24	4,3	1	0,17
A331.0.19.025.06	19	6	32	25	25	4,9	1	0,15
A331.0.19.025.07	19	7	32	25	25	5,5	1	0,19
A331.0.19.025.08	19	8	32	25	26	6,2	1	0,18
A331.0.19.025.09	19	9	32	25	27	7	1	0,17
A331.0.19.025.10	19	10	32	25	28	8	1	0,16
A331.0.31.034.06	31	6	50	34	38	4,9	3	0,54
A331.0.31.034.07	31	7	50	34	38	5,5	3	0,58
A331.0.31.034.08	31	8	50	34	39	6,2	3	0,54
A331.0.31.034.09	31	9	50	34	40	7	3	0,54
A331.0.31.034.10	31	10	50	34	41	8	3	0,51
A331.0.31.034.11	31	11	50	34	42	9	3	0,56
A331.0.31.034.12	31	12	50	34	42	9	3	0,56
A331.0.31.034.14	31	14	50	34	44	11	3	0,52
A331.0.31.034.16	31	16	50	34	45	12	3	0,54
A331.0.48.045.11	48	11	72	45	56	9	4	1,68
A331.0.48.045.12	48	12	72	45	56	9	4	1,66
A331.0.48.045.14	48	14	72	45	58	11	4	1,67
A331.0.48.045.16	48	16	72	45	59	12	4	1,6
A331.0.48.045.18	48	18	72	45	61	14,5	4	1,65
A331.0.48.045.20	48	20	72	45	63	16	4	1,63
A331.0.48.045.22	48	22	72	45	65	18	4	1,61
A331.0.48.045.25	48	25	72	45	67	20	4	1,59
A331.0.60.068.18	60	18	95	68	88	14,5	5	3,91
A331.0.60.068.20	60	20	95	68	90	16	5	3,78
A331.0.60.068.22	60	22	95	68	92	18	5	3,86
A331.0.60.068.25	60	25	95	68	94	20	5	3,82
A331.0.60.068.28	60	28	95	68	96	22	5	3,77
A331.0.60.068.32	60	32	95	68	98	24	5	3,68
A331.0.60.068.36	60	36	95	68	103	29	5	3,57

A collet is required for each tap shank diameter (order in acc. with D2).

E3

WALTER SELECT

●● Primary application ● Other application

Best tool for ➔ Good = ☺ ➔ Average = 😐 ➔ Poor = ☹ machining conditions

New addition to the product range = ☺ 😐 ☹ / ★

www.isotool.se
Tel. 044 - 24 55 70

Synchronised quick-change ER collet

AB735-ER mm

Tool	Designation	Collets	d_{11} mm	l_1 mm	kg
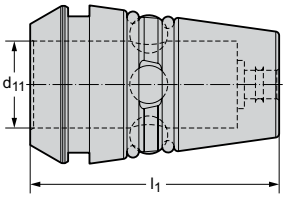 DIN 6499	AB735-ER16	ER16	8	26	0,03
	AB735-ER20	ER20	11	31,5	0,05
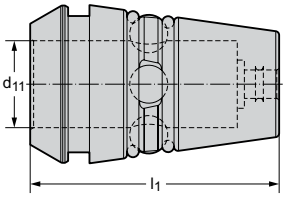 DIN 6499	AB735-ER25	ER25	14	34	0,05
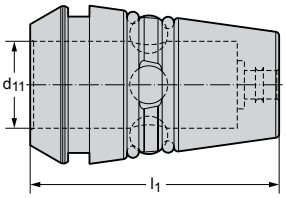 DIN 6499	AB735-ER32	ER32	19	40	0,11

WALTER SELECT

●● Primary application ● Other application

Best tool for ➔ Good = ☺ ➔ Average = 😐 ➔ Poor = ☹ machining conditions

☺ 😐 ☹ / ★ = New addition to the product range

www.isotool.se
Tel. 044 - 24 55 70

Synchronised quick-change collet

AB735-ER-R mm

Tool	Designation	d_1 mm	d_{11} mm	d_{12} mm	l_4 mm	l_{17} mm	SW mm	Insert size	kg
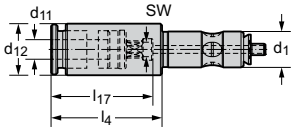 Tap adapter SES	AB735-ER16-R035-024	8	3,5	12,7	24	20,3	2,7	8	0,04
	AB735-ER16-R045-024	8	4,5	12,7	24	20,3	3,4	8	0,04
	AB735-ER16-R050-024	8	5,5	12,7	24	20,3	4,3	8	0,04
	AB735-ER16-R060-032	8	6	12,7	32	20,3	4,9	8	0
	AB735-ER20-R060-035	11	6	15,8	35	23	4,9	11	0,05
	AB735-ER20-R070-035	11	7	15,8	35	23	5,5	11	0,05
	AB735-ER20-R080-036	11	8	15,8	36	23	6,2	11	0,05
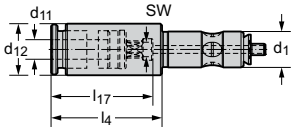 Tap adapter SES	AB735-ER25-R060-027	14	6	19	27	25,5	4,9	14	0,07
	AB735-ER25-R070-030	14	7	19	30	25,5	5,5	14	0,09
	AB735-ER25-R080-030	14	8	19	30	25,5	6,2	14	0,06
	AB735-ER25-R090-040	14	9	19	40	25,5	7	14	0,06
	AB735-ER25-R100-041	14	10	19	41	25,5	8	14	0,09
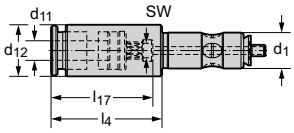 Tap adapter SES	AB735-ER32-R060-008	19	6	25	23	32	4,9	19	0,07
	AB735-ER32-R070-019	19	7	25	19	32	5,5	19	0,11
	AB735-ER32-R080-037	19	8	25	37	32	6,2	19	0,07
	AB735-ER32-R090-037	19	9	25	37	32	7	19	0,18
	AB735-ER32-R100-037	19	10	25	37	32	8	19	0,07
	AB735-ER32-R110-037	19	11	25	37	32	9	19	0,07
	AB735-ER32-R120-037	19	12	25	37	32	9	19	0,07

E3

WALTER SELECT

●● Primary application ● Other application

Best tool for ➔ Good = ☺ ➔ Average = 😐 ➔ Poor = ☹ machining conditions

New addition to the product range = ☺ 😐 ☹ / ★

www.isotool.se
Tel. 044 - 24 55 70

Sustainable action in all Business divisions

Create the Change

Sustainability is an essential Requirement for Walter to be successful as a company on the market in the long term. It is therefore a key component of our corporate strategy. Our responsible person for sustainability encompasses all areas: from product recycling, sustainable packaging, energy efficiency and the reduction of CO_2 emissions to our commitment to health and safety and responsible behaviour towards our business partners.

THE WALTER **SUSTAINABILITY GOALS** BY 2030

Circularity

We keep raw materials in the cycle and reuse them through circular business models and resources: e.g. through Reconditioning and recycling of tools tools, operating materials or packaging.

Human

We protect the health and safety of our employees and business partners and act in accordance with a fair Code of Conduct: e.g. by ensuring a healthy working environment and promoting diversity, equality and inclusion.

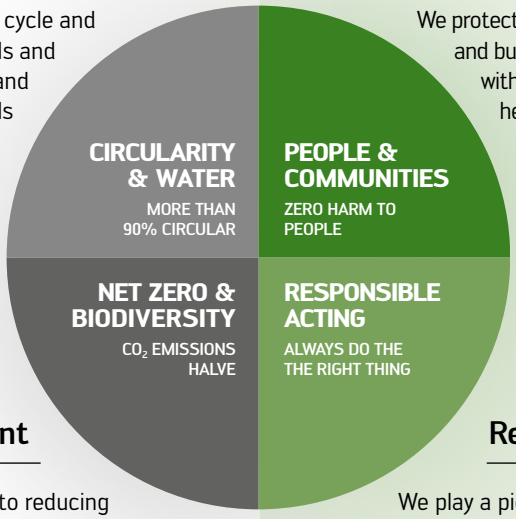

Environment

We make a significant contribution to reducing CO_2 emissions and thus our carbon footprint: e.g. by reducing or offsetting energy and emissions and sustainably optimising our processes.

Responsible person

We play a pioneering role in ethics, fairness and openness: e.g. by being transparent about sustainability goals and results and integrating compliance into our entire business operations.

PROVEN TO BE MANUFACTURED TO HIGH STANDARDS

All processes, procedures, methods and resources that we use are audited and evaluated by an independent body according to Hardness criteria: Occupational health and safety, Quality assurance and environmentally friendly behaviour are examples of this. Our social commitment shows that Walter takes his responsibility much further.

INTEGRITY NEXT

NQC

GOLD | Top 5% ecovadis Sustainability Rating JUL 2024

TYPE OF CERTIFICATION MARK DNV ISO 9001 • ISO 14001 ISO 45001 • ISO 50001

SCIENCE BASED TARGETS

Walter AG

Derendinger Straße 53, 72072 Tübingen
Postfach 2049, 72010 Tübingen
Germany

walter-tools.com

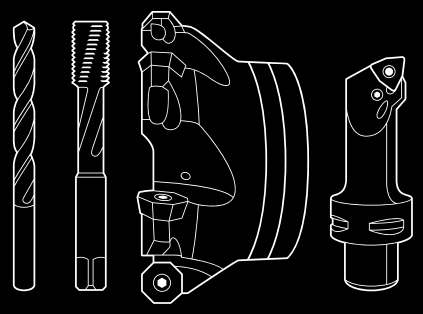

Europe

Walter Austria GmbH
Wien, Österreich
+43 1 5127300-0, service.at@walter-tools.com

Walter Benelux N.V./S.A.
Zaventem, Belgique
(B) +32 (02) 7258500
(NL) +31 (0) 900 26585-22
service.benelux@walter-tools.com

Walter (Schweiz) AG
Solothurn, Schweiz
+41 (0) 32 617 40 72, service.ch@walter-tools.com

Walter CZ s.r.o
Kurim, Czech Republic
+420 (0) 541 423352, service.cz@walter-tools.com

Walter Deutschland GmbH
Tübingen, Deutschland
+49 (0) 7071 701-400, service.de@walter-tools.com

Walter France
Soultz-sous-Forêts, France
+33 (0) 3 88 80 20 00, service.fr@walter-tools.com

Walter Hungária Kft.
Budapest, Magyarország
+36 1 464 7160, service.hu@walter-tools.com

Walter Tools Ibérica S.A.U.
El Prat de Llobregat, España
+34 934 796760, service.iberica@walter-tools.com

Walter Italia s.r.l.
Via Volta, s.n.c., 22071 Cadorago - CO, Italia
+39 031 926-111, service.it@walter-tools.com

Walter Norden AB
Halmstad, Sweden
+46 (0) 35 16 53 00, service.norden@walter-tools.com

Walter Polska Sp. z o.o.
Warszawa, Polska
+48 (0) 22 8520495, service.pl@walter-tools.com

Walter Tools SRL
Timisoara, România
+40 (0) 256 406218, service.ro@walter-tools.com

Walter Tools d.o.o.
Maribor, Slovenija
+386 (2) 629 01 30, service.si@walter-tools.com

Walter Slovakia, s.r.o.
Nitra, Slovakia
+421 (0) 37 3260 910, service.sk@walter-tools.com

Walter Kesici Takımlar Sanayi ve Ticaret Ltd. Şti.
Bursa, Türkiye
+90 (0) 224 909 5000 Pbx, service.tr@walter-tools.com

Walter GB Ltd.
Bromsgrove, England
+44 (1527) 839 450, service.uk@walter-tools.com

Asia

Walter Wuxi Co. Ltd.
Wuxi, Jiangsu, P.R. China
+86 (510) 853 72199, service.cn@walter-tools.com

Walter Wuxi Co. Ltd.
中国江苏省无锡市新区新畅南路 3 号
电话：+86-510-8537 2199 邮编：214028
客服热线：400 1510 510
邮箱：service.cn@walter-tools.com

Walter Tools India Pvt. Ltd.
Pune, India
+91 (20) 6773 7300, service.in@walter-tools.com

Walter Japan K.K.
Nagoya, Japan
+81 (52) 533 6135, service.jp@walter-tools.com

ワルタージャパン株式会社
名古屋市中村区名駅二丁目 45 番 7 号
+81 (0) 52 533 6135, service.jp@walter-tools.com

Walter Korea Ltd.
Anyang-si Gyeonggi-do, Korea
+82 (31) 337 6100, service.wkr@walter-tools.com

한국발터(주)
경기도 안양시 동안구 학의로 282
금강펜테리움 106호 14056
+82 (0) 31 337 6100, service.wkr@walter-tools.com

Walter Malaysia Sdn. Bhd.
Selangor D.E., Malaysia
+60(3)-5624 4265, service.my@walter-tools.com

Walter AG Singapore Pte. Ltd.
+65 6773 6180, service.sg@walter-tools.com

Walter (Thailand) Co., Ltd.
Bangkok, 10120, Thailand
+66 2 687 0388, service.th@walter-tools.com

America

Walter do Brasil Ltda.
Sorocaba – SP, Brasil
+55 15 32245700, service.br@walter-tools.com

Walter Canada
Mississauga, Canada
service.ca@walter-tools.com

Walter Tools S.A. de C.V.
El Marqués, Querétaro, México
+52 (442) 478-3500, service.mx@walter-tools.com

Walter USA, LLC
Greer, SC, USA
+1 800-945-5554, service.us@walter-tools.com

ISO TOOL™
ISO TOOL AB
ENHÖRNINGSVÄGEN 8 A
281 43 HÄSSLEHOLM
TEL. 044 - 24 55 70
www.isotool.se

Subject to change without notice due to technical improvements. Made in Germany (10/2025) GB – Copyright Walter AG