ISO TOOL™

WALTER
Engineering Kompetenz

Solid carbide, PCD and ceramic milling tools
Milling tools with indexable inserts

General Catalogue D
Edition 2025

_ METAL IS OUR WORLD

Tools for Milling

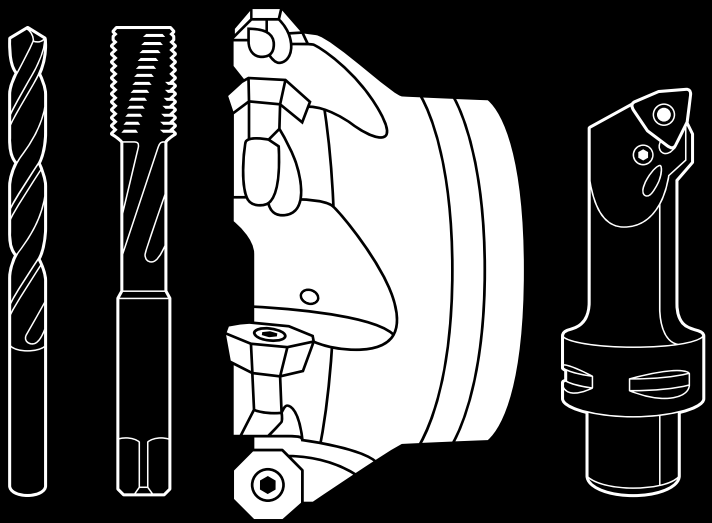

How to find and order your tool solution:

Personal – worldwide
You can contact us by phone, fax or e-mail. The contact details for your local contact can be found on our website at: **walter-tools.com**

The Walter Hybrid catalogues and brochures
show the entire standard range under the Walter, Walter Titex, Walter Prototyp and Walter Multiply competence brands – in print or in digital format – with product range overviews, product data, cutting data recommendations and much more. Including links to our machining navigator, Walter GPS, or the Walter TOOLSHOP with the chance to order directly.

At walter-tools.com, you can access and order your Walter products quickly and conveniently online – via smartphone, tablet or PC.
The benefit for you: Direct access from any device, displayed in an optimised form, at any time.

Walter online catalogue



Tool-specific search
You can find products in the Walter online catalogue using the familiar structure of our product catalogue as well as filter and search functions. Other features:
A shopping function and links to drawings and models.

Walter GPS



Application-based search
With Walter GPS, it takes just a few steps to find the optimum machining solution for your component, online and offline – and the solution can be transferred directly to the Walter TOOLSHOP if required.

Walter Innotime®

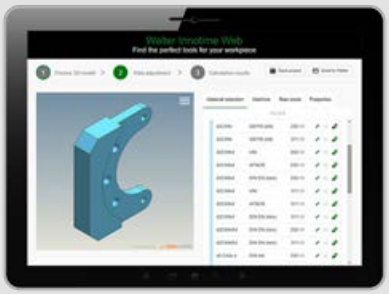

Component-based search
With Walter Innotime®, you can find the most cost-effective machining solution for your component, including all the tools, machining steps and machining parameters required for this. Simply by uploading your 3D model.

Digital ordering methods

TOOLSHOP EDI B2B

Walter TOOLSHOP & EDI
The Walter TOOLSHOP offers customers opportunities to find information and place orders quickly.
EDI (electronic data interchange) also makes it possible to exchange documents (e.g. orders) – even special tools can be ordered.

D - Milling

D1 - Solid carbide, PCD and ceramic milling tools

Solid carbide milling tools	Program	Order pages
High-feed milling cutter	12	27
Shoulder milling cutters	13	32
Shoulder/slot milling cutters	16	70
Copy milling cutters	22	176
Profiling cutters	24	198
Circle segment milling cutters	26	204

Solid carbide milling tools with ConeFit interface	Program	Order pages
High-feed milling cutter	207	214
Shoulder milling cutters	208	220
Shoulder/slot milling cutters	209	224
Copy milling cutters	211	239
Profiling cutters	212	243
Circle segment milling cutters	213	253

Solid carbide milling tools with modular interface	Program	Order pages
Slot milling cutters	255	256
Chamfer cutter		263

PCD, ceramic and carbide-tipped milling tools	Program	Order pages
Shoulder milling cutters	265	271
Copy milling cutters	268	280
Shoulder/slot and high-feed milling cutters	269	281
ConeFit shoulder/slot and high-feed milling cutters	270	283

D2 - Milling tools with indexable inserts

Indexable inserts for milling	Order pages
Positive indexable inserts	286
Negative indexable inserts	325
Indexable inserts for tangential fitting	343

Indexable insert milling cutters	Program	Order pages
Face milling cutters	354	376
High-feed milling cutter	358	446
Shoulder milling cutters	359	466
Slot milling cutters	366	582
Copy milling cutters	370	624
Profiling cutters	374	684

www.isotool.se
Tel. 044 - 24 55 70

Technologies at Walter

Accure·tec®

The patented Walter Accure·tec® technology ensures maximum vibration damping on boring bars for turning and adaptors for milling. Ideal for turning, milling and drilling operations involving extended tool applications.

Drivox·tec™

Drivox·tec™ drilling tools made of solid carbide or HSS are characterized by high performance, quality, and process reliability. They combine many decades of technological developments at Walter and represent the latest evolution in holemaking. Both in terms of macro and micro geometries, such as flute profiles and edge preparation, and in terms of manufacturing and coating technologies.

Drion·tec®

Drion·tec® is the name for Walter's drilling and reaming tool solutions with a replaceable cutting edge – both with indexable inserts and exchangeable inserts. Drion·tec® drills are set apart by their cost-efficiency, high precision and versatility. Thanks to a wide product range, they are suitable for specialised mass production as well as for specific applications and mixed-mode manufacturing.

Groov·tec™

Groov·tec™ is the latest generation of Walter high-performance cutting tools.
These are characterised by maximum stability, which enables high process parameters (feeds/speeds/depth of cut) and leads to maximum toolholder and indexable insert service life. At the same time, the systems maximise process reliability by means of controlled chip breaking.

Krato·tec®

Krato·tec® is a unique Walter coating technology for solid carbide tools. The core of this consists of an extraordinarily fracture-resistant AlTiN multi-layer coating with a textured top layer.
The special layer architecture is highly wear- and adhesion-resistant, even at high cutting speeds, and ensures the tools have universal application.

Tiger·tec®Gold

Tiger·tec® Gold, the new Walter generation platform for unique indexable insert coatings, enables maximum tool life and process reliability. The new grades are based on PVD, CVD or ULP technology, depending on the application. Unique coating properties, protected by multiple patents, guarantee the best protection against tool life-limiting types of wear and ensure outstanding performance.

Tiger·tec®Silver

With Tiger·tec® Silver, Walter is offering a world first in coating technology for indexable inserts.
The special aluminium oxide layer with optimised microstructure reduces wear during turning, milling and drilling operations, and increases toughness and temperature resistance for significantly higher cutting data.

Thread·tec™

Thread·tec™ refers to Walter threading tools with high performance and process reliability. Combining the most recent technical developments and proven properties in tool geometries and coatings, Thread·tec™ is a comprehensive product range featuring a variety of lengths and dimensions. This makes the assortment suitable for any application – whether for thread milling, forming, or tapping.

Thrill·tec®

Thrill·tec® circular drill/thread mills combine three functions in one tool and operation: Chamfering, drilling core holes and producing threads. The tools boast a special combination of substrate, coating and geometry, resulting in long tool life. Bringing together multiple machining steps makes incredibly short machining times possible and reduces the number of tools used and machine slots required.

Walter BLAXX

Walter BLAXX is the benchmark for a new generation of milling cutters: The milling bodies are extremely robust thanks to their special surface treatment. The milling systems, which are mainly positioned tangentially, are equipped with Tiger·tec® indexable inserts. Tools with the "Walter BLAXX" designation combine high wear resistance with unbeatable performance data.

Walter Xpress

Walter Xpress is the rapid ordering and delivery service offered by Walter Multiply for high-quality special tools. It is available for around 10,000 tool varieties, with a maximum delivery time of two to four weeks from the order date. The ordering process is clearly structured and guarantees absolute planning security. Quotations for all enquiries are calculated and provided within 24 hours.

Walter Precision XT

Precision boring tools are always used to finish an existing bore or to improve the precision of existing bores, for instance by correcting their position, narrowing the hole tolerance, or enhancing the surface quality. Precision boring is typically performed using a depth of cut < 0.5 mm (0.02 inches).

Walter Boring XT

Tools for rough boring are used to expand existing bores. Material removal is a key element of this process. The bore to be enlarged is machined in advance or created using casting or forging processes. The rough boring tools themselves can also be used for radial offsetting and multi-edge boring.

XD Technology

Walter Titex solid carbide drilling and reaming tools stand for precision, high performance and cost-efficiency when drilling in practically any material. Walter Titex XD Technology offers the greatest precision and cost-efficiency in deep-hole drilling operations up to 70 × Dc without pecking.

Xill·tec®

With Xill·tec®, the solid carbide milling cutters from the MC230 Advance product range, Walter offers a uniquely wide range, with different dimensions, numbers of teeth and shank versions. This means that users are well-equipped for all conceivable milling operations and ISO materials. Universal use – with excellent quality.

Xtra·tec®

Xtra·tec® indexable insert milling cutters and drills guarantee extremely soft cutting action and optimal surface quality on almost all materials. Indexable inserts with highly positive geometries and the Tiger·tec® coating have a particularly beneficial hardness/toughness ratio. For maximum productivity and process reliability.

Xtra·tec®XT

Xtra·tec® XT is the latest generation of Walter milling tools. As the "Xtended" Xtra·tec® technology, it offers a completely new perspective on productivity and process reliability. It can cover nearly all milling operations in every common material group: More reliable, productive, cost-efficient than ever before – all while compensating for the CO_2 emissions through Walter Green.

X·treme Evo

For Walter, the X·treme Evo DC260 & DC160 Advance solid carbide drills as well as the X·treme Evo Plus DC180 Supreme and X·treme Evo 3 DC183 Supreme are the embodiment of the "next generation of drilling", offering versatility for a wide range of materials and machine concepts – with outstanding tool life, productivity and process reliability.

Technologies at Walter (continued)



Walter Capto™ is a modular tool adaptor system. It is suitable for all turning, milling, drilling and threading processes. Its ISO-standardised polygon taper absorbs torsional moments and bending moments extremely well and ensures optimal repeat accuracy.

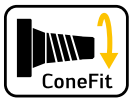

Walter ConeFit is an extremely flexible solid carbide milling system with a wide range of high-performance exchangeable heads and shaft variants. Its conical thread can self-centre, thereby guaranteeing maximum stability and concentricity.



Walter ScrewFit users benefit from maximum flexibility. Its modular interface is suitable for a wide variety of boring bars and adaptors and a wide range of tool diameters and lengths for milling and drilling.



The precision-ground QuadFit interface with taper and support face characterises the precision of the vibration-damped boring bars for turning and thread turning with Walter Accure·tec® technology. The exchangeable head system, which can be rotated by 180°, makes it possible to rapidly replace tools with high indexing accuracy.



In turning and grooving operations, the Walter precision cooling system provides cooling at the centre of the chip formation. Its dual coolant jets are directed precisely onto the flank and rake faces. In drilling operations, the coolant jets exit close to the cutting edge. This system provides significantly increased tool life, improved chip breaking and chip removal, greater efficiency and higher quality.



Walter DeVibe is an anti-vibration technology for thread milling cutters. At its core, it consists of a »calming chamfer« that reduces the clearance angle on the flank face. This supports the tool; vibrations are minimised. DeVibe enables higher surface qualities and cutting data, particularly for metric fine threads – regardless of clamping conditions, changing cutting data or the milling strategy.



"Flash" refers to specialised solid carbide milling cutters for high-feed milling. Their end-face geometry reduces the chip thickness "h" and therefore enables an extremely high feed per tooth. Forces that occur are diverted axially towards the centre of the tool, which helps to stabilise the machining process.

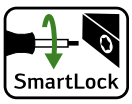

On Walter turning toolholders with "SmartLock", the clamping screw can be operated from the side of the tool. This makes it possible to index the inserts in the machine quickly and easily. Tool change times are reduced as a result. Ideal for use on CNC lathe and multi-spindle machines.

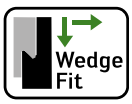

WedgeFit is an interface for grooving and turning applications. Its double wedge enables the cutting forces to be absorbed not only by the clamping screw, but also by the two wedges. In addition to simple, fast handling, this ensures exceptionally high stability and rigidity. Over 1,000 possible combinations of module and support tool maximise the flexibility of the System.



How to use Walter GPS



As the market's leading software solution for finding tools and calculating cutting data, Walter GPS offers you many functions that will help you in your day-to-day work: For production on the machine, as good starting values for programming, for process and component planning and much more – the journey from component to production couldn't be quicker. The reason?

With the GPS cutting data, you can start production immediately!

A SEARCH PRODUCT-RELATED

Would you like to use a specific tool or an existing tool? Do you know the application and material, but don't know what cutting data you should work with? Or do you want to know whether your tool can do this?

Walter GPS gives you the answer in just a few clicks: In the form of cutting data, data models and much more.

Enter specific **tool**



B SEARCH APPLICATION-RELATED

Do you know your application and your material, but don't know which tool solution is best for it?

Walter GPS suggests one or more solutions – and you choose the best one for you. And that's not all – this also works for indexable insert tools; Walter GPS even puts together different combinations of body and inserts for these!

Select **material** and …



Select **material** and …

… **application**

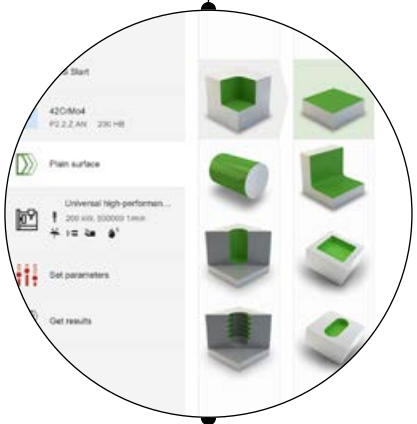

… **application**

www.isotool.se
Tel. 044 - 24 55 70

HOW WALTER GPS BENEFITS YOU

- **Find the right tool solution for your machining task –** quickly and based on your machining objective (e.g. maximum cost-efficiency).
- **Get reliable cutting data for your tool –** calculated according to your specifications: For your tool, your application and your material.
- **Ideal for calculating profitability –** this allows you to determine the estimated costs in the shortest possible time.
- **Benefit from helpful additional information –** e.g. in the form of 2D and 3D models which you can use directly for your machine programming.
- **CO_2 values for your application –** divided according to machining operation and machine basic load.

Launch Walter GPS now

Your navigation system for the best machining solution

www.walter-tools.com/gps

RESULT

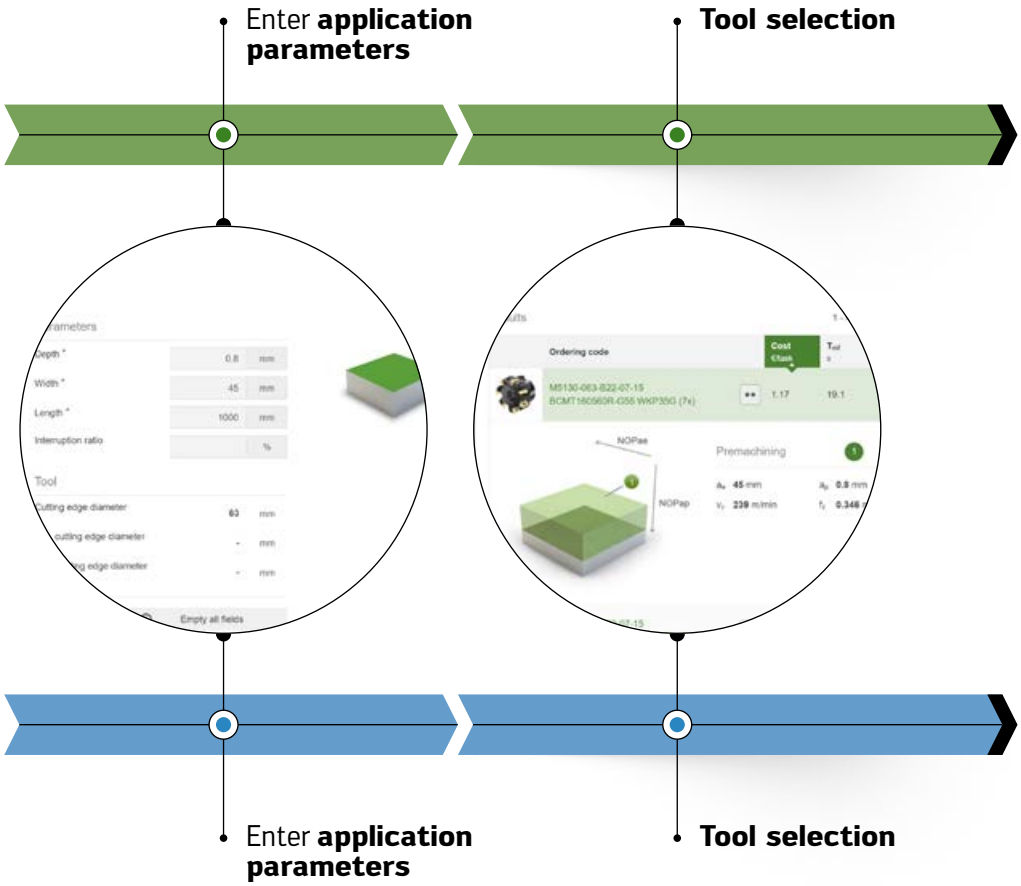

Walter offers you one or more possible tool solutions to choose from. In the default settings, the most cost-efficient solution is displayed. If you have a different priority (e.g. the most productive solution, the best surface quality, etc.), you can define it in advance and the tool selection will be adapted accordingly!

Walter offers you the ideal cutting data for your tool, your application and your material! So precise that you can use it immediately for your application or programming! And, of course, you can find out whether your tool is suitable for the application. If it isn't, use the "Application-related search" to immediately find a suitable alternative – in no time at all and with the option to order it directly!

www.isotool.se
Tel. 044 - 24 55 70

The structure of the new Walter General Catalogue

The new Walter General Catalogue presents information about products and applications in a comprehensive and clear manner as an e-document – including direct links to the Walter online catalogue.

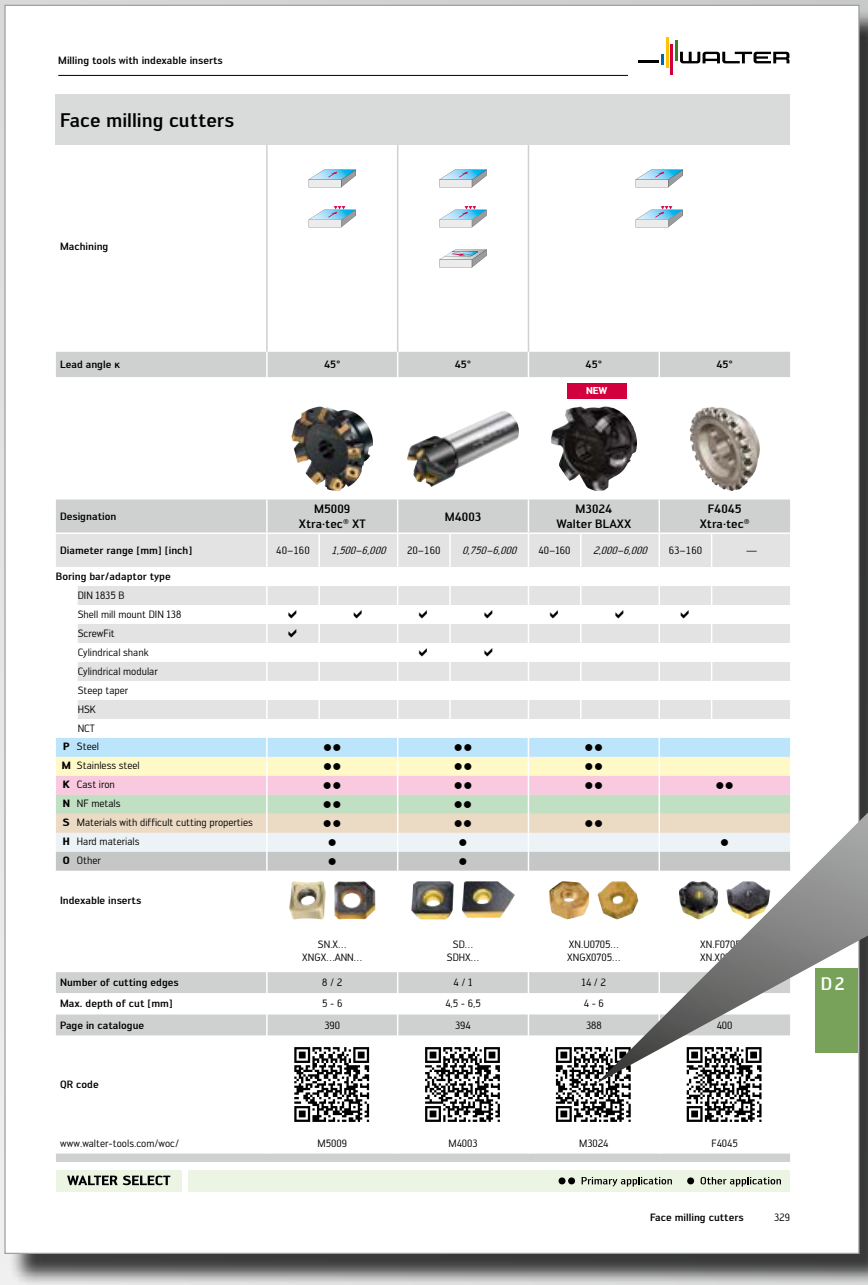

Milling tools with indexable inserts

WALTER

Face milling cutters

Machining								
Lead angle κ	45°		45°		45°		45°	
					NEW			
Designation	M5009 Xtra·tec® XT		M4003		M3024 Walter BLAXX		F4045 Xtra·tec®	
Diameter range [mm] [inch]	40–160	*1,500–6,000*	20–160	*0,750–6,000*	40–160	*2,000–6,000*	63–160	—
Boring bar/adaptor type								
DIN 1835 B								
Shell mill mount DIN 138	✔	✔	✔	✔	✔	✔	✔	
ScrewFit	✔							
Cylindrical shank			✔	✔				
Cylindrical modular								
Steep taper								
HSK								
NCT								
P Steel	●●		●●		●●			
M Stainless steel	●●		●●		●●			
K Cast iron	●●		●●		●●		●●	
N NF metals	●●		●●					
S Materials with difficult cutting properties	●●		●●		●●			
H Hard materials	●		●				●	
O Other	●		●					
Indexable inserts	SN.X... XNGX...ANN...		SD... SDHX...		XN.U0705... XNGX0705...		XN.F070... XN.X...	
Number of cutting edges	8 / 2		4 / 1		14 / 2			
Max. depth of cut [mm]	5 - 6		4,5 - 6,5		4 - 6			
Page in catalogue	390		394		388		400	
QR code								
www.walter-tools.com/woc/	M5009		M4003		M3024		F4045	

WALTER SELECT ●● Primary application ● Other application

Face milling cutters 329

D2

Product range overviews with applications, materials and QR codes at a glance

The product range overviews include icons indicating applications, images of the products, and the range of materials for which the products can be used; if relevant, they also include shank versions, clamping systems and other important information. This means that you can immediately see which product you need – and go directly to more detailed information about it by scanning the corresponding QR code or typing the link provided into your browser.

NEW Tools with this icon are product innovations and are displayed in this way in the product range overviews.

Indexable inserts and tools with these red icons are new to the range and are labelled in this way on the ordering page.

Scan the QR code

to go directly to the sub-page for the corresponding product in the Walter online catalogue. The brief overview contains an image of the tool or product, icons representing applications and other information, and the main and secondary applications in the ISO materials sector.

M3024

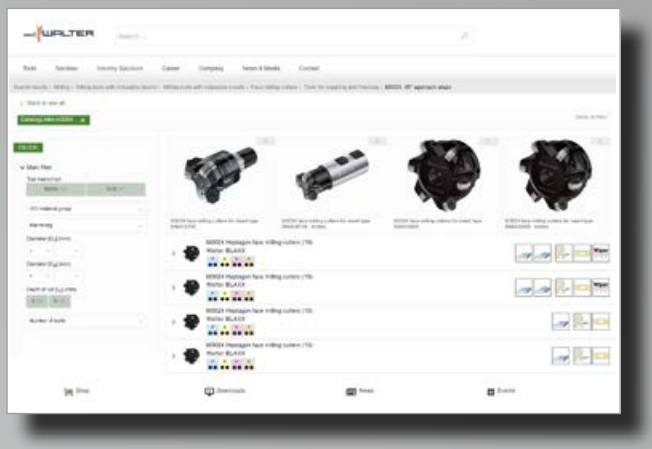

Direct link

As well as scanning the QR code, you can also type the link directly into your browser:

*www.walter-tools.com/woc/**M3024.***

In the e-document, you can of course click on the link itself.

Detailed overview of product data

Depending on the product, the information available here or on the following product details page will include dimensions, corresponding indexable inserts, adaptors, and accessories, as well as direct links to additional information such as cutting data recommendations via Walter GPS or technical information like assembly instructions, limit speeds and much more.

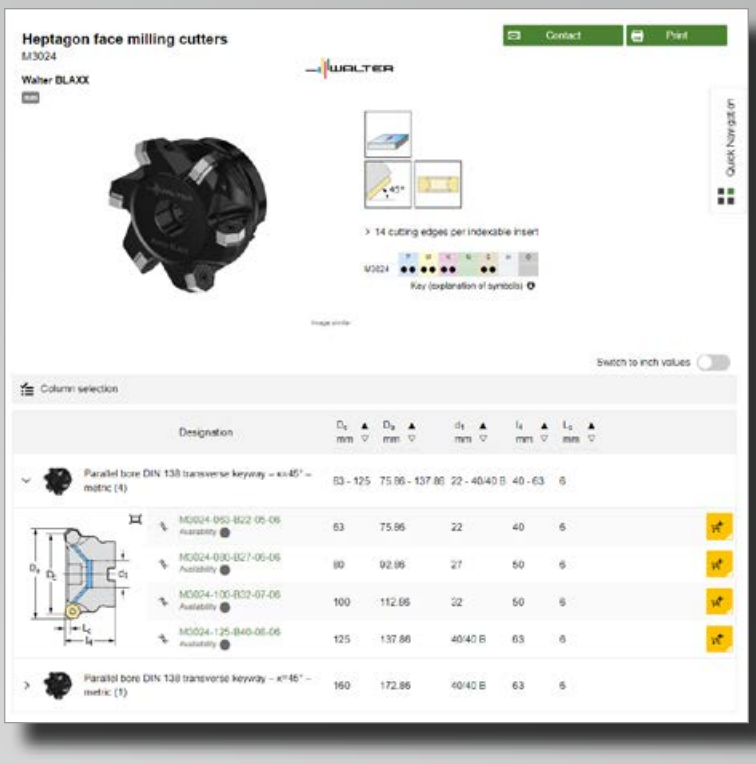

High-feed milling cutters

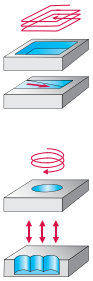



Designation	MC025 Advance	MD025 Supreme	MD025 Supreme	MC089 Advance
Diameter range	2–16	6–16	6–16	4–16
Number of teeth	2–4	5–6	5–6	4
Corner radius	0,2–2	0,5–2	0,5–2	0,5–2
Diameter range	0,125–0,625	0,250–0,625	0,250–0,625	—
Number of teeth	4	5–6	5–6	
Corner radius	0,020–0,080	0,020–0,080	0,020–0,080	
Standard	PWZ-NORM L STANDARD	PWZ-NORM L STANDARD	PWZ-NORM L STANDARD	DIN 6527 L
Coating / grade	WJ30TF	WJ30RD	WJ30RA	WB10TG
Shank	DIN 6535 HA	DIN 6535 HA	DIN 6535 HA	DIN 6535 HA
P Steel	●●	●●		
M Stainless steel	●		●●	
K Cast iron	●	●		
N NF metals			●	
S Materials with difficult cutting properties	●		●●	
H Hard materials				●●
O Other				
Page in catalogue	30	27	27	29
QR code				
www.walter-tools.com/woc/	MC025	MD025	MD025	MC089

WALTER SELECT

●● Primary application ● Other application

www.isotool.se
Tel. 044 - 24 55 70

Shoulder milling cutters

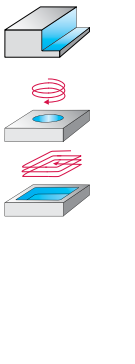
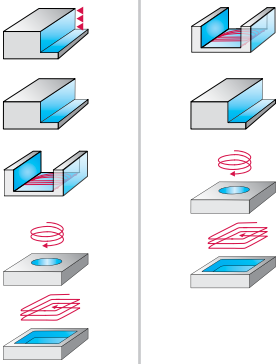
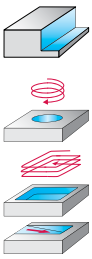







Designation	MC129 Advance	MC128 Advance	MD133 Supreme	MD128 Supreme	Protostar®
Diameter range	6–20	2–25	6–20	6–25	0,4–3
Number of teeth	6	4–8	5–6	6–8	2
Corner radius		0,5–4	0,3–1	0,5–4	0,05–0,3
Diameter range	—	0,375–0,750	0,250–0,750	—	—
Number of teeth		6–8	5–6		
Corner radius		0,015	0,015–0,030		
Standard	DIN 6527 L	DIN 6527 L STANDARD	PWZ-NORM L PWZ-NORM XL	PWZ-NORM	PWZ-NORM MINI
Coating / grade	WJ30TF	WJ30TF	WJ30RD	WJ30RD	TAX
Shank	DIN 6535 HA	DIN 6535 HA	DIN 6535 HB	DIN 6535 HA	DIN 6535 HA
P Steel	●●	●●	●●	●●	●●
M Stainless steel	●	●			
K Cast iron	●	●	●	●	
N NF metals					●
S Materials with difficult cutting properties	●	●			
H Hard materials					
O Other					
Page in catalogue	68	40	32	38	69
QR code					
www.walter-tools.com/woc/	MC129	MC128	MD133	MD128	protostar

WALTER SELECT ●● Primary application ● Other application

D1

www.isotool.se
Tel. 044 - 24 55 70

Shoulder milling cutters

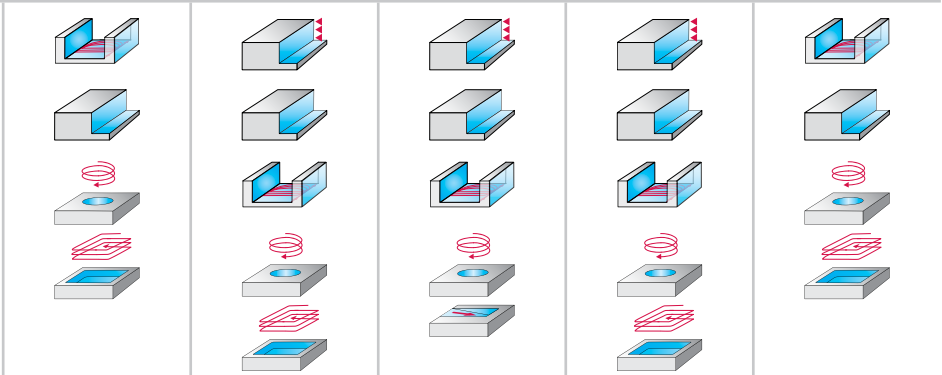



Designation	MD133 Supreme	MD128 Supreme	MC166 Advance	MD177 Supreme	MD173 Supreme
Diameter range	6–20	6–25	2–20	6–25	6–20
Number of teeth	5–6	6–8	2–3	7	7
Corner radius	0,3–1	0,5–4	1–5	0,3–1,25	0,3–1
Diameter range	0,250–0,750	—	—	0,187–1,000	0,250–1,000
Number of teeth	5–6			7	7
Corner radius	0,015–0,030			0,015–0,120	0,015–0,120
Standard	PWZ-NORM L PWZ-NORM XL	PWZ-NORM	P-NORM L PWZ-NORM L P-NORM XL PWZ-NORM XL	DIN 6527 L PWZ-NORM L PWZ-NORM XL STANDARD PWZ-NORM S	DIN 6527 L PWZ-NORM L PWZ-NORM XL STANDARD
Coating / grade	WJ30RA	WJ30RA	WJ30UU	WJ30EN	WJ30EN
Shank	DIN 6535 HB	DIN 6535 HA	DIN 6535 HA	DIN 6535 HA	DIN 6535 HB Cylindrical shank
P Steel				●	●
M Stainless steel	●●	●●		●	●
K Cast iron					
N NF metals	●		●●		
S Materials with difficult cutting properties	●	●●		●●	●●
H Hard materials					
O Other					
Page in catalogue	32	38	44	49	56
QR code					
www.walter-tools.com/woc/	MD133	MD128	MC166	MD177	MD173

WALTER SELECT ●● Primary application ● Other application

www.isotool.se
Tel. 044 - 24 55 70

Shoulder milling cutters

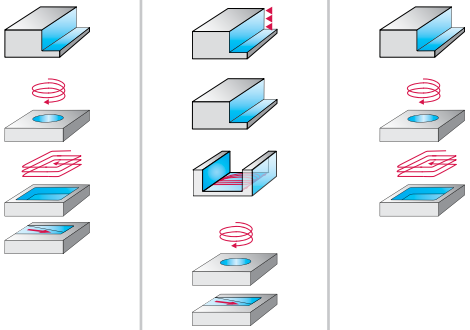



Designation	Protostar® Ti	MC187 Advance	MC183 Advance
Diameter range	16–25	3–25	6–16
Number of teeth	4–5	4–8	6–16
Corner radius	3–4	0,5–3	
Diameter range	—	0,125–0,750	—
Number of teeth		4–8	
Corner radius		0,015–0,060	
Standard	PWZ-NORM XL	DIN 6527 L PWZ-NORM L STANDARD	DIN 6527 L
Coating / grade	ACN	WB10TG	WB10TG
Shank	DIN 6535 HA	DIN 6535 HA	DIN 6535 HB
P Steel			
M Stainless steel			
K Cast iron			
N NF metals			
S Materials with difficult cutting properties	●●	●	
H Hard materials		●●	●●
O Other			
Page in catalogue	62	63	67
QR code			
www.walter-tools.com/woc/	protostar-ti	MC187	MC183

WALTER SELECT

●● Primary application ● Other application

D1

www.isotool.se
Tel. 044 - 24 55 70

Shoulder/slot milling cutters

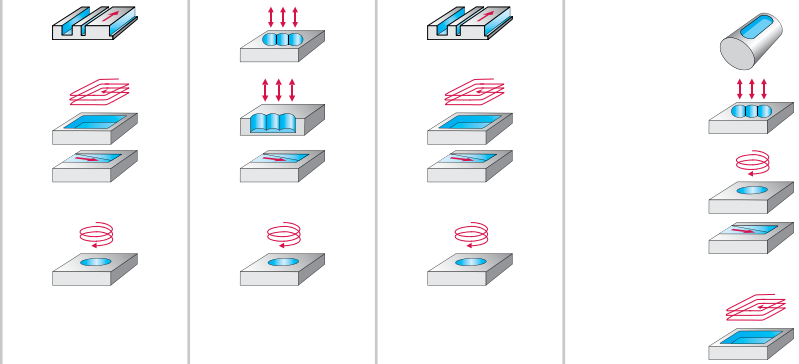



Designation	ME232 Perform	MD344 Supreme	MD340 Supreme	MC726 Supreme	MC716 Advance
Diameter range	2–20	6–20	2–25	2,8–16	1,8–20
Number of teeth	2–6	4	3–5	3–4	2–3
Corner radius	0,2–3	0,3–1	0,2–4	0,08–0,25	
Diameter range	0,125–0,750	—	0,063–0,750	—	—
Number of teeth	2–4		3–5		
Corner radius	0,015–0,125		0,015–0,060		
Standard	P-NORM L DIN 6527 L STANDARD P-NORM S	DIN 6527 L	P-NORM DIN 6527 L ANSI-STANDARD P-NORM L	DIN 6527 K	DIN 6527 K
Coating / grade	WJ30ED	WK40TP	WK40TP	WK40TF	WJ30TF
Shank	DIN 6535 HA DIN 6535 HB	DIN 6535 HB	DIN 6535 HA DIN 6535 HB	DIN 6535 HA DIN 6535 HB	DIN 6535 HB
P Steel	●●	●●	●●	●●	●●
M Stainless steel	●	●	●	●	●
K Cast iron	●	●	●	●	●
N NF metals	●				
S Materials with difficult cutting properties	●	●	●	●	●
H Hard materials					
O Other					
Page in catalogue	160	71	72	132	154
QR code					
www.walter-tools.com/woc/	ME232	MD344	MD340	MC726	MC716

WALTER SELECT

●● Primary application ● Other application

www.isotool.se
Tel. 044 - 24 55 70

Shoulder/slot milling cutters

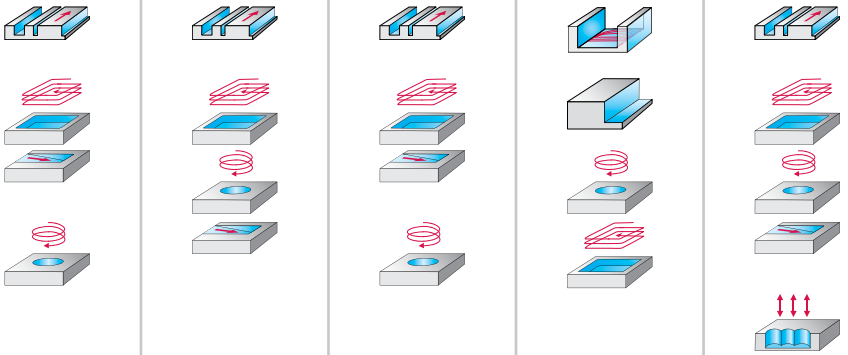



Designation	MC326 Supreme	MC320 Advance	MC319 Advance	MC233 Advance Xill·tec®	MC230 Advance Xill·tec®
Diameter range	2–25	4–25	5–20	8–25	1–25
Number of teeth	3–5	3–8	4	4–8	2–8
Corner radius	0,2–4	0,2–0,4	0,2–0,4		0,2–4
Diameter range	0,125–0,750	0,375–0,750	—	—	—
Number of teeth	3–4	4			
Corner radius	0,015–0,160	0,008–0,016			
Standard	STUB STANDARD PWZ-NORM L DIN 6527 L LONG	DIN 6527 K DIN 6527 L STANDARD	DIN 6527 L	P-NORM L P-NORM XL	DIN 6527 L P-NORM S P-NORM L DIN 6527 K P-NORM XL
Coating / grade	WK40TF	WK40TF	WK40TF	WK40TF	WK40TF
Shank	DIN 6535 HA DIN 6535 HB	DIN 6535 HB	DIN 6535 HB	DIN 6535 HB	DIN 6535 HA DIN 6535 HB
P Steel	●●	●●	●●	●●	●●
M Stainless steel	●	●	●	●	●
K Cast iron	●	●	●	●	●
N NF metals				●	●
S Materials with difficult cutting properties	●	●	●	●	●
H Hard materials					
O Other					
Page in catalogue	115	157	156	150	133
QR code					
www.walter-tools.com/woc/	MC326	MC320	MC319	MC233	MC230

WALTER SELECT ●● Primary application ● Other application

D1

www.isotool.se
Tel. 044 - 24 55 70

Shoulder/slot milling cutters

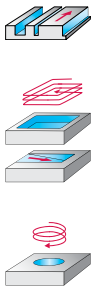



Designation	MC213 Advance	MC341 Supreme	MC251 Advance	Proto·max™ Inox	MD266 Supreme
Diameter range	0,6–12	6–20	3–20	6–20	2–25
Number of teeth	2–4	4	4	4	2–3
Corner radius	0,06–1		0,2–6	0,5–4	0,2–4
Diameter range	—	—	—	0,500–0,750	—
Number of teeth				4	
Corner radius					
Standard	PWZ-NORM L PWZ-NORM XL	PWZ-NORM	DIN 6527 L	DIN 6527 L DIN 6527	DIN 6527 L P-NORM L P-NORM XL
Coating / grade	WJ30TF	WK40TZ	WK40RC	TAA	WJ30UU
Shank	DIN 6535 HA	DIN 6535 HA	DIN 6535 HA	DIN 6535 HA DIN 6535 HB	DIN 6535 HA
P Steel	●●	●●			
M Stainless steel	●	●	●●	●●	
K Cast iron	●				
N NF metals					●●
S Materials with difficult cutting properties	●		●	●	
H Hard materials					
O Other					
Page in catalogue	152	70	86	83	88
QR code					
www.walter-tools.com/woc/	MC213	MC341	MC251	protomax-inox	MD266

WALTER SELECT ●● Primary application ● Other application

www.isotool.se
Tel. 044 - 24 55 70

Shoulder/slot milling cutters

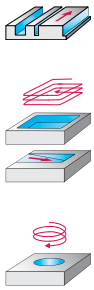



Designation	MD265 Supreme	MD265 Supreme	MC267 Advance	MC267 Advance	Protostar®
Diameter range	16–25	16–25	1–20	1–20	3–20
Number of teeth	3	3	2–3	3	1–2
Corner radius	2–4	2–3	0,2–4	0,2–0,5	
Diameter range	—	—	—	—	—
Number of teeth					
Corner radius					
Standard	DIN 6527 L P-NORM L P-NORM XL	DIN 6527 L P-NORM L P-NORM XL	DIN 6527 L	DIN 6527 L	PWZ-NORM L DIN 6527 L
Coating / grade	WJ30UU	WJ30DD	WJ30UU	WJ30CA	uncoated
Shank	DIN 6535 HA	DIN 6535 HA	DIN 6535 HA	DIN 6535 HA	DIN 6535 HA
P Steel					
M Stainless steel					
K Cast iron					
N NF metals	●●	●●	●●	●●	●●
S Materials with difficult cutting properties					
H Hard materials					
O Other					
Page in catalogue	97	97	92	92	99
QR code					
www.walter-tools.com/woc/	MD265	MD265	MC267	MC267	protostar

WALTER SELECT

●● Primary application ● Other application

D1

www.isotool.se
Tel. 044 - 24 55 70

Shoulder/slot milling cutters

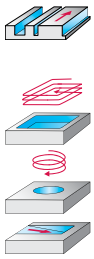

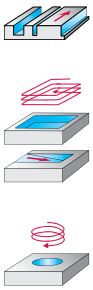











Designation	MD377 Supreme	MC377 Advance	MC388 Advance	MC281 Advance	Protostar® Ultra
Diameter range	6–25	2–25	2–12	1–4	1–16
Number of teeth	5	3–4	3–4	2	2–4
Corner radius	0,5–6,35	0,2–4	0,5–3	0,2–0,5	0,1–2
Diameter range	—	—	0,125–0,500	—	—
Number of teeth			3–4		
Corner radius			0,015–0,030		
Standard	DIN 6527 L	DIN 6527 L	DIN 6527 L PWZ-NORM L	PWZ-NORM MINI	PWZ-NORM L PWZ-NORM MINI
Coating / grade	WK40TZ	WK40EA	WB10TG	WB10TG	TAX
Shank	DIN 6535 HA DIN 6535 HB	DIN 6535 HA DIN 6535 HB	DIN 6535 HA DIN 6535 HB	DIN 6535 HA	DIN 6535 HA
P Steel		●	●		
M Stainless steel	●	●			
K Cast iron					
N NF metals					
S Materials with difficult cutting properties	●●	●●			
H Hard materials			●●	●●	●●
O Other					
Page in catalogue	101	102	104	110	109
QR code					
www.walter-tools.com/woc/	MD377	MC377	MC388	MC281	protostar-ultra

WALTER SELECT ●● Primary application ● Other application

www.isotool.se
Tel. 044 - 24 55 70

Shoulder/slot milling cutters

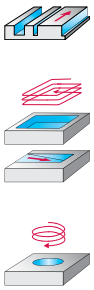



Designation	Protostar®
Diameter range	0,6–12
Number of teeth	2–4
Corner radius	0,05–1
Diameter range	—
Number of teeth	
Corner radius	
Standard	PWZ-NORM L PWZ-NORM XL PWZ-NORM MINI
Coating / grade	DIA
Shank	DIN 6535 HA
P Steel	
M Stainless steel	
K Cast iron	
N NF metals	
S Materials with difficult cutting properties	
H Hard materials	
O Other	●●
Page in catalogue	112
QR code	
www.walter-tools.com/woc/	protostar

WALTER SELECT

●● Primary application ● Other application

www.isotool.se
Tel. 044 - 24 55 70

Copy milling cutters









Designation	ME432 Perform	MC416 Advance	MC413 Advance	Protostar®	MC467 Advance
Diameter range	1–20	1–20	1–16	0,3–3	2–16
Number of teeth	2–4	2–4	2–4	2	2
Corner radius	0,5–10	0,5–10	0,5–8	0,15–1,5	1–8
Diameter range	0,063–0,625	0,063–0,500	—	—	—
Number of teeth	4	4			
Corner radius	0,031–0,313	0,031–0,250			
Standard	DIN 6527 L STANDARD	PWZ-NORM L STANDARD DIN 6527 L	PWZ-NORM L PWZ-NORM XL	PWZ-NORM MINI	PWZ-NORM L
Coating / grade	WJ30ED	WJ30TF	WJ30TF	TAX	WJ30UU
Shank	DIN 6535 HA	DIN 6535 HA DIN 6535 HB	DIN 6535 HA	DIN 6535 HA	DIN 6535 HA
P Steel	●●	●●	●●	●●	
M Stainless steel	●	●	●		
K Cast iron	●	●	●		
N NF metals	●	●	●	●	●●
S Materials with difficult cutting properties	●	●	●		
H Hard materials					
O Other					
Page in catalogue	194	188	191	176	197
QR code					
www.walter-tools.com/woc/	ME432	MC416	MC413	protostar	MC467

WALTER SELECT ●● Primary application ● Other application

www.isotool.se
Tel. 044 - 24 55 70

Copy milling cutters









Designation	MC482 Advance	MC480 Advance	Proto·max™ Ultra	Protostar® Ultra	Protostar®
Diameter range	1–16	0,4–5	1–10	1–10	0,3–3
Number of teeth	2–4	2	2	2	2
Corner radius	0,5–8	0,2–2,5	0,5–5	0,5–5	0,15–1,5
Diameter range	—	—	—	—	—
Number of teeth					
Corner radius					
Standard	DIN 6527 K DIN 6527 L PWZ-NORM XL	PWZ-NORM MINI	PWZ-NORM L PWZ-NORM MINI	DIN 6527 L PWZ-NORM L	PWZ-NORM MINI
Coating / grade	WB10TG	WB10TG	TAS	TAX	DIA
Shank	DIN 6535 HA	DIN 6535 HA	DIN 6535 HA	DIN 6535 HA	DIN 6535 HA
P Steel					
M Stainless steel					
K Cast iron					
N NF metals					
S Materials with difficult cutting properties					
H Hard materials	●●	●●	●●	●●	
O Other					●●
Page in catalogue	177	182	185	183	187
QR code					
www.walter-tools.com/woc/	MC482	MC480	protomax-ultra	protostar-ultra	protostar

WALTER SELECT

●● Primary application ● Other application

D1

www.isotool.se
Tel. 044 - 24 55 70

Profiling cutters

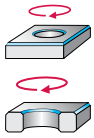



Designation	MC504 Advance	MC503 Advance	MC502 Advance	MC501 Advance	MC500 Advance
Diameter range	6–12	6–20	10	6–12	6–10
Number of teeth	4–6	3–4	4	4–6	4
Corner radius					
Diameter range	—	—	—	—	—
Number of teeth					
Corner radius					
Standard	PWZ-NORM L	DIN 6527 L	PWZ-NORM L	PWZ-NORM L	PWZ-NORM L
Coating / grade	WJ30TF	WJ30TF	WJ30TF	WJ30TF	WJ30TF
Shank	DIN 6535 HA	DIN 6535 HA	DIN 6535 HA	DIN 6535 HA DIN 6535 HB	DIN 6535 HA DIN 6535 HB
P Steel	●●	●●	●●	●●	●●
M Stainless steel	●	●	●	●	●
K Cast iron	●	●	●	●	●
N NF metals	●	●	●	●	●
S Materials with difficult cutting properties	●	●	●	●	●
H Hard materials					
O Other					
Page in catalogue	202	201	200	199	198
QR code					
www.walter-tools.com/woc/	MC504	MC503	MC502	MC501	MC500

WALTER SELECT ●● Primary application ● Other application

www.isotool.se
Tel. 044 - 24 55 70

Profiling cutters

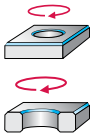



Designation	**Protostar®**
Diameter range	—
Number of teeth	
Corner radius	
Diameter range	0,250–0,500
Number of teeth	4–6
Corner radius	
Standard	STANDARD
Coating / grade	TAX
Shank	Cylindrical shank
P Steel	●●
M Stainless steel	●
K Cast iron	●
N NF metals	●
S Materials with difficult cutting properties	●
H Hard materials	
O Other	
Page in catalogue	203
QR code	
www.walter-tools.com/woc/	protostar

WALTER SELECT

●● Primary application ● Other application

D1

www.isotool.se
Tel. 044 - 24 55 70

Circle segment milling cutters





Designation	MD839 Supreme	MD838 Supreme	MD839 Supreme	MD838 Supreme
Diameter range	6–16	6–16	6–16	6–16
Number of teeth	4	4–8	4	4–8
Corner radius	1–4	0,5–4	1–4	0,5–4
Diameter range	—	—	—	—
Number of teeth				
Corner radius				
Standard	PWZ-NORM	PWZ-NORM	PWZ-NORM	PWZ-NORM
Coating / grade	WJ30RD	WJ30RD	WJ30RA	WJ30RA
Shank	DIN 6535 HA	DIN 6535 HA	DIN 6535 HA	DIN 6535 HA
P Steel	●●	●●		
M Stainless steel			●●	●●
K Cast iron	●	●		
N NF metals			●	●
S Materials with difficult cutting properties			●●	●●
H Hard materials				
O Other				
Page in catalogue	205	204	205	204
QR code				
www.walter-tools.com/woc/	MD839	MD838	MD839	MD838

D1

WALTER SELECT

●● Primary application ● Other application

www.isotool.se
Tel. 044 - 24 55 70

Solid carbide high-feed milling cutter

MD025 Supreme mm



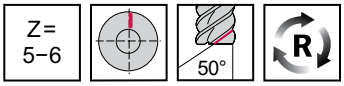

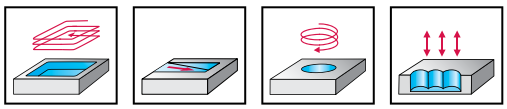

	P	M	K	N	S	H	O
WJ30RA		●●		●	●●		
WJ30RD	●●		●				

Tool

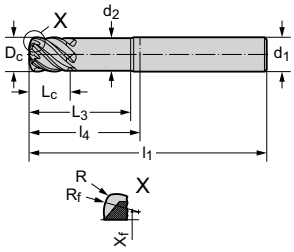

DIN 6535 HA

Designation	D_c h9 mm	a_{pf} mm	L_c mm	x_f mm	R_f mm	R_{ers} mm	R mm	l_3 mm	l_1 mm	l_4 mm	d_1 h6 mm	Z	WJ30RA	WJ30RD
MD025-06.0A5B050C-	6	0,36	1,4	3	0,755	0,5	19	57	21	6	5	a	☺	
MD025-08.0A5B100C-	8	0,58	1,54	4	1,379	1	25	63	27	8	5	a	☺	
MD025-10.0A5B150C-	10	0,710	1,7	5	1,998	1,5	30	72	32	10	5	a	☺	
MD025-12.0A6B150C-	12	0,812	2,25	6	2,103	1,5	36	83	38	12	6	a	☺	
MD025-16.0A6B200C-	16	116	3,1	8	2,747	2	42	92	44	16	6	a	☺	

Shoulder milling $a_e \leq 0.5 \times D_c$ | Ordering example for the grade WJ30RA: MD025-06.0A5B050C-WJ30RA

D1

WALTER SELECT

●● Primary application ● Other application

Best tool for → Good = ☺ → Average = 😐 → Poor = ☹ machining conditions

☺ 😐 ☹ / ★ = New addition to the product range

www.isotool.se
Tel. 044 - 24 55 70

Solid carbide high-feed milling cutter

MD025 Supreme inch



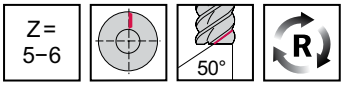

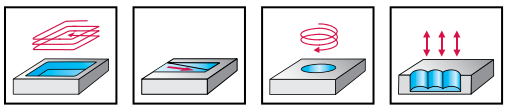

	P	M	K	N	S	H	O
WJ30RA		●●		●	●●		
WJ30RD	●●		●				

Tool

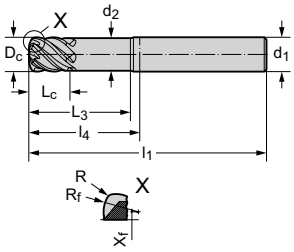

Cylindrical shank

Designation	D_c h9 inch	a_{pf} inch	L_c inch	x_f inch	R_f inch	R_{ers} inch	R inch	l_3 inch	l_1 inch	l_4 inch	d_1 h6 inch	Z	WJ30RA	WJ30RD
MD025.6.35A5D051C-	0,2500	0,014	0,051	0,146	0,032	0,020	1,000	2,500	1,083	0,250	5	a	😐	
MD025.7.94A5D102C-	0,3125	0,018	0,059	0,165	0,054	0,040	1,250	3,000	1,437	0,375	5	a	😐	
MD025.9.53A5D152C-	0,3750	0,024	0,067	0,181	0,076	0,060	1,250	3,000	1,437	0,375	5	a	😐	
MD025.12.7A6D152C-	0,5000	0,033	0,098	0,236	0,086	0,060	1,500	3,500	1,717	0,500	6	a	😐	
MD025.15.9A6D203C-	0,6250	0,039	0,118	0,315	0,110	0,080	1,500	3,500	1,594	0,625	6	a	😐	

Shoulder milling $a_e \leq 0.5 \times D_c$ | Ordering example for the grade WJ30RA: MD025.12.7A6D152C-WJ30RA

D1

WALTER SELECT

●● Primary application ● Other application

Best tool for → Good = 😊 → Average = 😐 → Poor = ☹ machining conditions

Solid carbide high-feed milling cutter

MC089 Advance mm



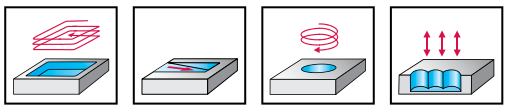

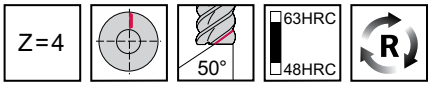

	P	M	K	N	S	H	O
WB10TG						●●	

Tool

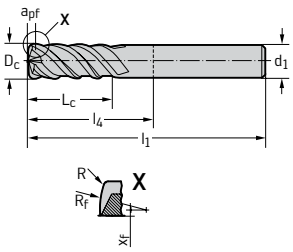

DIN 6535 HA

Designation	D_c h9 mm	a_{pf} mm	x_f mm	R_f mm	R_{ers} mm	R mm	L_c mm	l_1 mm	l_4 mm	d_1 h6 mm	Z	WB10TG
MC089-04.0A4B050-	4	0,12	0,6	4	0,618	0,5	11	57	21	6	4	☺
MC089-05.0A4B050-	5	0,15	0,7	6	0,656	0,5	13	57	21	6	4	☺
MC089-06.0A4B050-	6	0,2	0,7	9	0,693	0,5	15	57	21	6	4	☺
MC089-08.0A4B100-	8	0,25	0,78	12	1,226	1	20	63	27	8	4	☺
MC089-10.0A4B150-	10	0,3	0,8	15	1,773	1,5	26	72	32	10	4	☺
MC089-12.0A4B150-	12	0,4	1	18	1,875	1,5	30	83	38	12	4	☺
MC089-16.0A4B200-	16	0,5	1,5	24	2,465	2	36	92	44	16	4	☺

Shoulder milling $a_e \leq 0.5 \times D_c$ | Ordering example for the grade WB10TG: MC089-04.0A4B050-WB10TG

D1

WALTER SELECT

●● Primary application ● Other application

Best tool for → Good = ☺ → Average = 😐 → Poor = ☹ machining conditions

☺ 😐 ☹ / ★ = New addition to the product range

www.isotool.se
Tel. 044 - 24 55 70

Solid carbide high-feed milling cutter

MC025 Advance mm



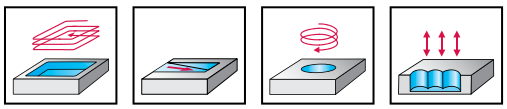

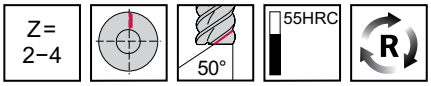

	P	M	K	N	S	H	O
WJ30TF	●●	●	●		●		

Tool

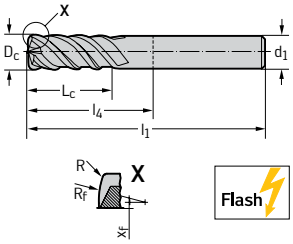

DIN 6535 HA

Designation	D_c h9 mm	a_{pf} mm	x_f mm	R_f mm	R_{ers} mm	R mm	l_3 mm	l_1 mm	l_4 mm	d_1 h6 mm	Z	WJ30TF
MC025-02.0A2B020-	2	0,1	0,4	1,2	0,283	0,2	6	57	21	6	2	☺
MC025-03.0A2B030-	3	0,15	0,6	1,8	0,425	0,3	7	57	21	6	2	☺
MC025-04.0A4B050-	4	0,2	0,8	2	0,673	0,5	11	57	21	6	4	☺
MC025-05.0A4B050-	5	0,25	1,1	2,5	0,714	0,5	13	57	21	6	4	☺
MC025-06.0A4B050-	6	0,3	1,4	3	0,755	0,5	15	57	21	6	4	☺
MC025-08.0A4B100-	8	0,5	1,54	4	1,379	1	20	63	27	8	4	☺
MC025-10.0A4B150-	10	0,7	1,7	5	1,998	1,5	26	72	32	10	4	☺
MC025-12.0A4B150-	12	0,8	2,25	6	2,103	1,5	30	83	38	12	4	☺
MC025-16.0A4B200-	16	1	3,1	8	2,747	2	36	92	44	16	4	☺

Shoulder milling $a_e \leq 0.5 \times D_c$ | Ordering example for the grade WJ30TF: MC025-02.0A2B020-WJ30TF

D1

WALTER SELECT

●● Primary application ● Other application

Best tool for → Good = ☺ → Average = 😐 → Poor = ☹ machining conditions

www.isotool.se
Tel. 044 - 24 55 70

Solid carbide high-feed milling cutter

MC025 Advance inch



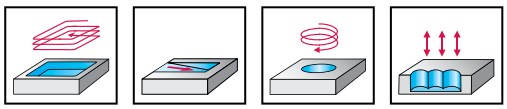

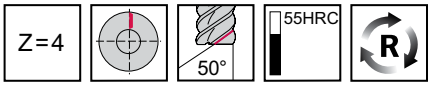

	P	M	K	N	S	H	O
WJ30TF	●●	●	●		●		

Tool

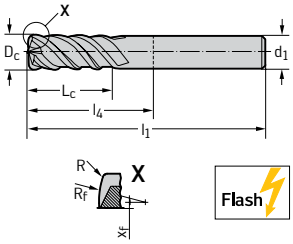

Cylindrical shank

Designation	D_c h9 inch	a_{pf} inch	x_f inch	R_f inch	R_{ers} inch	R inch	l_3 inch	l_1 inch	l_4 inch	d_1 h6 inch	Z	WJ30TF
MC025.3.18A4D051-	0,1250	0,006	0,030	0,046	0,023	0,020	0,500	2,500	1,083	0,250	4	☺
MC025.4.76A4D051-	0,1875	0,010	0,039	0,098	0,028	0,020	0,625	2,500	1,083	0,250	4	☺
MC025.6.35A4D051-	0,2500	0,014	0,051	0,146	0,032	0,020	0,750	2,500	1,083	0,250	4	☺
MC025.7.94A4D102-	0,3125	0,018	0,059	0,165	0,054	0,040	0,813	3,000	1,437	0,375	4	☺
MC025.9.53A4D152-	0,3750	0,024	0,070	0,181	0,075	0,060	0,875	3,000	1,437	0,375	4	☺
MC025.12.7A4D152-	0,5000	0,033	0,098	0,236	0,086	0,060	1,000	3,500	1,717	0,500	4	☺
MC025.15.9A4D203-	0,6250	0,039	0,118	0,315	0,110	0,080	1,250	3,500	1,594	0,625	4	☺

Shoulder milling $a_e \leq 0.5 \times D_c$ | Ordering example for the grade WJ30TF: MC025.12.7A4D152-WJ30TF

D1

WALTER SELECT

●● Primary application ● Other application

Best tool for → Good = ☺ → Average = 😐 → Poor = ☹ machining conditions

☺ 😐 ☹ / ★ = New addition to the product range

www.isotool.se
Tel. 044 - 24 55 70

Solid carbide shoulder milling cutters

MD133 Supreme mm



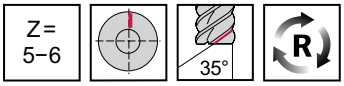

– Chip breaker

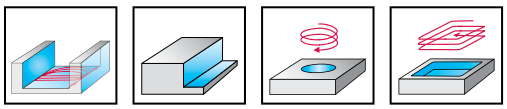

	P	M	K	N	S	H	O
WJ30RA		●●		●	●		
WJ30RD	●●		●				

Tool

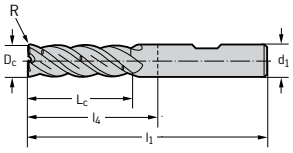

DIN 6535 HB

Designation	D_c h10 mm	R mm	L_c mm	l_1 mm	l_4 mm	d_1 h6 mm	Z	WJ30RA	WJ30RD
MD133-06.0W5L030J-	6	0,3	19	65	29	6	5	☺	😐
MD133-08.0W5L040J-	8	0,4	25	68	32	8	5	☺	😐
MD133-10.0W5L050J-	10	0,5	32	80	40	10	5	☺	😐
MD133-12.0W5L060J-	12	0,6	38	93	48	12	5	☺	😐
MD133-16.0W6L080J-	16	0,8	50	115	62	16	6	☺	😐
MD133-20.0W6L100J-	20	1	63	125	75	20	6	☺	😐

Shoulder milling $a_e \leq 0{,}10 \times D_c$ for ISO-P | Shoulder milling $a_e \leq 0{,}03 \times D_c$ for ISO-M and ISO-S | Ordering example for the grade WJ30RA: MD133-06.0W5L030J-WJ30RA

D1

WALTER SELECT

●● Primary application ● Other application

Best tool for → Good = ☺ → Average = 😐 → Poor = ☹ machining conditions

www.isotool.se
Tel. 044 - 24 55 70

Solid carbide shoulder milling cutters

MD133 Supreme mm



– Chip breaker
– Long reach

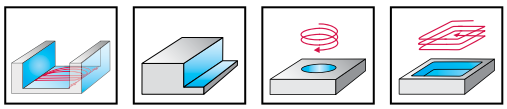

Z= 5–6

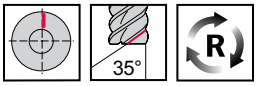

	P	M	K	N	S	H	O
WJ30RA		●●		●	●		
WJ30RD	●●		●				

Tool

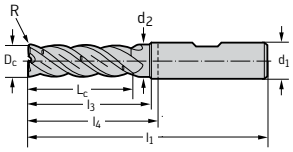

DIN 6535 HB

Designation	D_c h10 mm	R mm	L_c mm	l_3 mm	d_2 mm	l_1 mm	l_4 mm	d_1 h6 mm	Z	WJ30RA	WJ30RD
MD133-06.0W5L030D-	6	0,3	19	27	5,5	65	29	6	5	☺	😐
MD133-08.0W5L040D-	8	0,4	25	30	7,5	68	32	8	5	☺	😐
MD133-10.0W5L050D-	10	0,5	32	38	9,5	80	40	10	5	☺	😐
MD133-12.0W5L060D-	12	0,6	38	46	11,4	93	48	12	5	☺	😐
MD133-16.0W6L080D-	16	0,8	50	60	15,2	115	62	16	6	☺	😐
MD133-20.0W6L100D-	20	1	63	73	19	125	75	20	6	☺	😐

Shoulder milling $a_e \leq 0{,}10 \times D_c$ for ISO-P | Shoulder milling $a_e \leq 0{,}03 \times D_c$ for ISO-M and ISO-S | Ordering example for the grade WJ30RA: MD133-06.0W5L030D-WJ30RA

D1

WALTER SELECT

●● Primary application ● Other application

Best tool for ➔ Good = ☺ ➔ Average = 😐 ➔ Poor = ☹ machining conditions

☺ 😐 ☹ / ★ = New addition to the product range

www.isotool.se
Tel. 044 - 24 55 70

Solid carbide shoulder milling cutters

MD133 Supreme inch



– Chip breaker
– Long reach

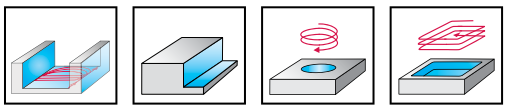

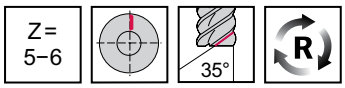

	P	M	K	N	S	H	O
WJ30RA		●●		●	●		
WJ30RD	●●		●				

Tool

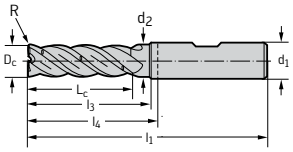

DIN 6535 HB

Designation	D_c h10	D_c h10 inch	R inch	L_c inch	l_3 inch	d_2 inch	l_1 inch	l_4 inch	d_1 h6 inch	Z	WJ30RA	WJ30RD
MD133.9.53W5L038D-	3/8"	0,3750	0,015	1,250	1,500	0,356	3,250	1,687	0,375	5	☺	😐
MD133.12.7W5L076D-	1/2"	0,5000	0,030	1,750	2,125	0,475	4,000	2,217	0,500	5	☺	😐
MD133.15.9W6L076D-	5/8"	0,6250	0,030	2,000	2,500	0,594	4,500	2,594	0,625	6	☺	😐
MD133.19.1W6L076D-	3/4"	0,7500	0,030	2,500	3,000	0,713	5,500	3,468	0,750	6	☺	😐

Shoulder milling $a_e \leq 0{,}10 \times D_c$ for ISO-P | Shoulder milling $a_e \leq 0{,}03 \times D_c$ for ISO-M and ISO-S | Ordering example for the grade WJ30RA: MD133.12.7W5L076D-WJ30RA

D1

WALTER SELECT

●● Primary application ● Other application

Best tool for → Good = ☺ → Average = 😐 → Poor = ☹ machining conditions

www.isotool.se
Tel. 044 - 24 55 70

Solid carbide shoulder milling cutters

MD133 Supreme mm



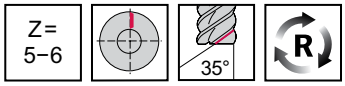

– Chip breaker

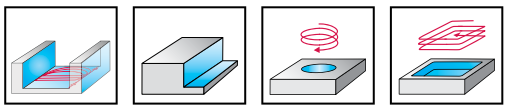

	P	M	K	N	S	H	O
WJ30RA		●●		●	●		
WJ30RD	●●		●				

Tool

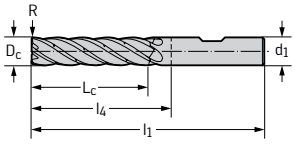

DIN 6535 HB

Designation	D_c h10 mm	R mm	L_c mm	l_1 mm	l_4 mm	d_1 h6 mm	Z	WJ30RA	WJ30RD
MD133-06.0W5L030K-	6	0,3	25	65	29	6	5	☺	😐
MD133-08.0W5L040K-	8	0,4	34	80	44	8	5	☺	😐
MD133-10.0W5L050K-	10	0,5	42	90	50	10	5	☺	😐
MD133-12.0W5L060K-	12	0,6	50	100	55	12	5	☺	😐
MD133-16.0W6L080K-	16	0,8	66	125	77	16	6	☺	😐
MD133-20.0W6L100K-	20	1	83	145	95	20	6	☺	😐

Shoulder milling $a_e \leq 0,05 \times D_c$ for ISO-P | Shoulder milling $a_e \leq 0,025 \times D_c$ for ISO-M and ISO-S | Ordering example for the grade WJ30RA: MD133-06.0W5L030K-WJ30RA

D1

WALTER SELECT

●● Primary application ● Other application

Best tool for → Good = ☺ → Average = 😐 → Poor = ☹ machining conditions

☺ 😐 ☹ / ★ = New addition to the product range

www.isotool.se
Tel. 044 - 24 55 70

Solid carbide shoulder milling cutters

MD133 Supreme mm



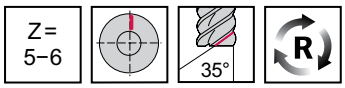

– Chip breaker

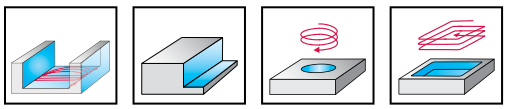

	P	M	K	N	S	H	O
WJ30RA		●●		●	●		
WJ30RD	●●		●				

Tool

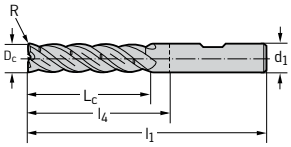

DIN 6535 HB

Designation	D_c h10 mm	R mm	L_c mm	l_1 mm	l_4 mm	d_1 h6 mm	Z	WJ30RA	WJ30RD
MD133-06.0W5X030L-	6	0,3	31	80	40	6	5	☺	😐
MD133-08.0W5X040L-	8	0,4	41	87	51	8	5	☺	😐
MD133-10.0W5X050L-	10	0,5	52	100	60	10	5	☺	😐
MD133-12.0W5X060L-	12	0,6	62	116	71	12	5	☺	😐
MD133-16.0W6X080L-	16	0,8	82	141	93	16	6	☺	😐
MD133-20.0W6X100L-	20	1	103	165	115	20	6	☺	😐

Shoulder milling $a_e \leq 0,03 \times D_c$ for ISO-P | Shoulder milling $a_e \leq 0,015 \times D_c$ for ISO-M and ISO-S | Ordering example for the grade WJ30RA: MD133-06.0W5X030L-WJ30RA

D1

WALTER SELECT

●● Primary application ● Other application

Best tool for → Good = ☺ → Average = 😐 → Poor = ☹ machining conditions

www.isotool.se
Tel. 044 - 24 55 70

Solid carbide shoulder milling cutters

MD133 Supreme inch



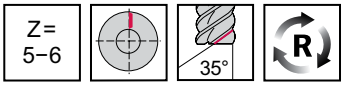

– Chip breaker

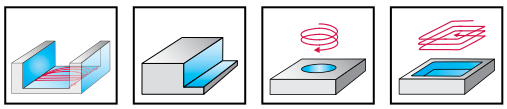

	P	M	K	N	S	H	O
WJ30RA		●●		●	●		
WJ30RD	●●		●				

Tool

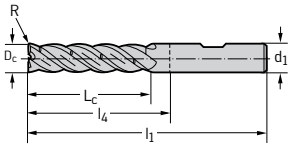

DIN 6535 HB

Designation	D_c h10	D_c h10 inch	R inch	L_c inch	l_1 inch	l_4 inch	d_1 h6 inch	Z	WJ30RA	WJ30RD
MD133.6.35W5X038L-	1/4"	0,2500	0,015	1,375	3,500	1,937	0,375	5	☺	☺
MD133.9.53W5X038L-	3/8"	0,3750	0,015	2,000	4,000	2,437	0,375	5	☺	☺
MD133.12.7W5X076L-	1/2"	0,5000	0,030	2,750	5,000	3,217	0,500	5	☺	☺
MD133.15.9W6X076L-	5/8"	0,6250	0,030	3,250	5,500	3,594	0,625	6	☺	☺
MD133.19.1W6X076L-	3/4"	0,7500	0,030	3,875	6,500	4,468	0,750	6	☺	☺

Shoulder milling $a_e \leq 0{,}03 \times D_c$ for ISO-P | Shoulder milling $a_e \leq 0{,}015 \times D_c$ for ISO-M and ISO-S | Ordering example for the grade WJ30RA: MD133.12.7W5X076L-WJ30RA

D1

WALTER SELECT

●● Primary application ● Other application

Best tool for → Good = ☺ → Average = 😐 → Poor = ☹ machining conditions

☺ 😐 ☹ / ★ = New addition to the product range

www.isotool.se
Tel. 044 - 24 55 70

Solid carbide shoulder milling cutters

MD128 Supreme mm



– Type N 50

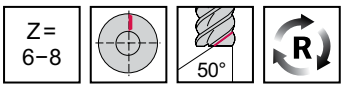

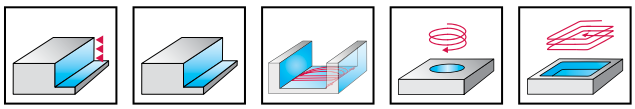

	P	M	K	N	S	H	O
WJ30RA		●●			●●		
WJ30RD	●●		●				

Tool

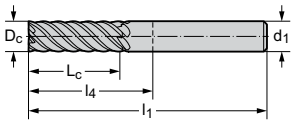

DIN 6535 HA

Designation	D_c h10 mm	l_{11} mm	L_c mm	l_1 mm	l_4 mm	d_1 h6 mm	Z	WJ30RA	WJ30RD
MD128-06.0A6LJ-	6	0,1	18	65	29	6	6	☺	😐
MD128-08.0A6LJ-	8	0,1	24	68	32	8	6	☺	😐
MD128-10.0A6LJ-	10	0,1	30	80	40	10	6	☺	😐
MD128-12.0A6LJ-	12	0,1	36	93	48	12	6	☺	😐
MD128-16.0A6LJ-	16	0,15	48	115	67	16	6	☺	😐
MD128-20.0A8LJ-	20	0,15	60	125	75	20	8	☺	😐
MD128-25.0A8LJ-	25	0,15	75	150	94	25	8	☺	😐

Shoulder milling $a_e \leq 0{,}05 \times D_c$ for ISO-P | Shoulder milling $a_e \leq 0{,}03 \times D_c$ for ISO-M and ISO-S | Ordering example for the grade WJ30RA: MD128-06.0A6LJ-WJ30RA

D1

WALTER SELECT

●● Primary application ● Other application

Best tool for → Good = ☺ → Average = 😐 → Poor = ☹ machining conditions

New addition to the product range = ☺ 😐 ☹ / ★

www.isotool.se
Tel. 044 - 24 55 70

Solid carbide shoulder milling cutters

MD128 Supreme mm



– Type N 50

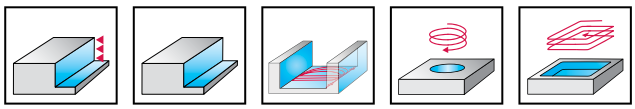

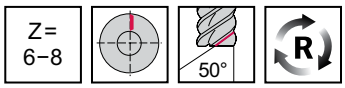

	P	M	K	N	S	H	O
WJ30RA		●●			●●		
WJ30RD	●●		●				

Tool

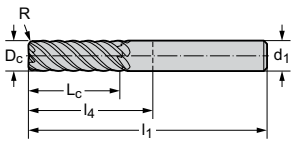

DIN 6535 HA

Designation	D_c h9 mm	R mm	L_c mm	l_1 mm	l_4 mm	d_1 h6 mm	Z	WJ30RA	WJ30RD
MD128-06.0A6L050J-	6	0,5	18	65	29	6	6	☺	😐
MD128-08.0A6L050J-	8	0,5	24	68	32	8	6	☺	😐
MD128-10.0A6L050J-	10	0,5	30	80	40	10	6	☺	😐
MD128-10.0A6L100J-	10	1	30	80	40	10	6	☺	😐
MD128-12.0A6L050J-	12	0,5	36	93	48	12	6	☺	😐
MD128-12.0A6L100J-	12	1	36	93	48	12	6	☺	😐
MD128-12.0A6L200J-	12	2	36	93	48	12	6	☺	😐
MD128-16.0A6L050J-	16	0,5	48	115	67	16	6	☺	😐
MD128-16.0A6L100J-	16	1	48	115	67	16	6	☺	😐
MD128-16.0A6L200J-	16	2	48	115	67	16	6	☺	😐
MD128-20.0A8L100J-	20	1	60	125	75	20	8	☺	😐
MD128-20.0A8L400J-	20	4	60	125	75	20	8	☺	😐
MD128-25.0A8L100J-	25	1	75	150	94	25	8	☺	😐
MD128-25.0A8L400J-	25	4	75	150	94	25	8		😐

Shoulder milling $a_e \leq 0{,}05 \times D_c$ for ISO-P | Shoulder milling $a_e \leq 0{,}03 \times D_c$ for ISO-M and ISO-S | Ordering example for the grade WJ30RA: MD128-06.0A6L050J-WJ30RA

D1

WALTER SELECT

●● Primary application ● Other application

Best tool for → Good = ☺ → Average = 😐 → Poor = ☹ machining conditions

☺ 😐 ☹ / ★ = New addition to the product range

www.isotool.se
Tel. 044 - 24 55 70

Solid carbide shoulder milling cutters

MC128 Advance mm



– Type N 50

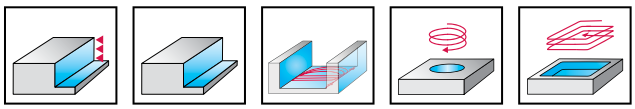

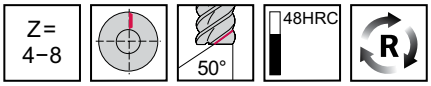

	P	M	K	N	S	H	O
WJ30TF	●●	●	●		●		

Tool

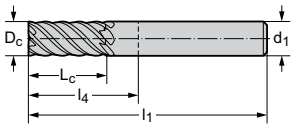

DIN 6535 HA

Designation	D_c h10 mm	l_{11} mm	L_c mm	l_1 mm	l_4 mm	d_1 h6 mm	Z	WJ30TF
MC128-02.0A4B-	2	0,1	7	57	21	6	4	☺
MC128-03.0A4B-	3	0,1	8	57	21	6	4	☺
MC128-04.0A4B-	4	0,1	11	57	21	6	4	☺
MC128-05.0A5B-	5	0,1	13	57	21	6	5	☺
MC128-06.0A6B-	6	0,1	13	57	21	6	6	☺
MC128-08.0A6B-	8	0,1	19	63	27	8	6	☺
MC128-10.0A6B-	10	0,1	22	72	32	10	6	☺
MC128-12.0A6B-	12	0,1	26	83	38	12	6	☺
MC128-16.0A6B-	16	0,15	32	92	44	16	6	☺
MC128-20.0A8B-	20	0,15	38	104	54	20	8	☺
MC128-25.0A8B-	25	0,15	45	121	65	25	8	☺

Shoulder milling $a_e \leq 0.1 \times D_c$ | Ordering example for the grade WJ30TF: MC128-02.0A4B-WJ30TF

D1

WALTER SELECT

●● Primary application ● Other application

Best tool for → Good = ☺ → Average = 😐 → Poor = ☹ machining conditions

www.isotool.se
Tel. 044 - 24 55 70

Solid carbide shoulder milling cutters

MC128 Advance mm



– Type N 50

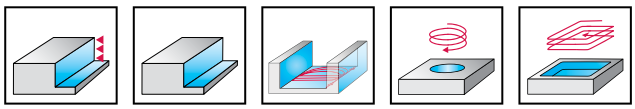

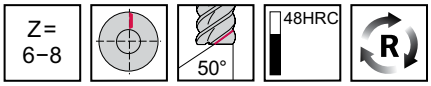

	P	M	K	N	S	H	O
WJ30TF	●●	●	●		●		

Tool

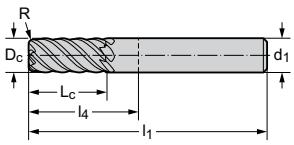

DIN 6535 HA

Designation	D_c h9 mm	R mm	L_c mm	l_1 mm	l_4 mm	d_1 h6 mm	Z	WJ30TF
MC128-06.0A6B050-	6	0,5	13	57	21	6	6	☺
MC128-08.0A6B050-	8	0,5	19	63	27	8	6	☺
MC128-08.0A6B100-	8	1	19	63	27	8	6	☺
MC128-10.0A6B050-	10	0,5	22	72	32	10	6	☺
MC128-10.0A6B100-	10	1	22	72	32	10	6	☺
MC128-10.0A6B200-	10	2	22	72	32	10	6	☺
MC128-12.0A6B050-	12	0,5	26	83	38	12	6	☺
MC128-12.0A6B100-	12	1	26	83	38	12	6	☺
MC128-12.0A6B200-	12	2	26	83	38	12	6	☺
MC128-12.0A6B300-	12	3	26	83	38	12	6	☺
MC128-16.0A6B050-	16	0,5	32	92	44	16	6	☺
MC128-16.0A6B100-	16	1	32	92	44	16	6	☺
MC128-16.0A6B200-	16	2	32	92	44	16	6	☺
MC128-16.0A6B300-	16	3	32	92	44	16	6	☺
MC128-20.0A8B100-	20	1	38	104	54	20	8	☺
MC128-20.0A8B200-	20	2	38	104	54	20	8	☺
MC128-20.0A8B300-	20	3	38	104	54	20	8	☺
MC128-20.0A8B400-	20	4	38	104	54	20	8	☺

Shoulder milling $a_e \leq 0.1 \times D_c$ | Ordering example for the grade WJ30TF: MC128-06.0A6B050-WJ30TF

D1

WALTER SELECT

●● Primary application ● Other application

Best tool for → Good = ☺ → Average = 😐 → Poor = ☹ machining conditions

☺ 😐 ☹ / ★ = New addition to the product range

www.isotool.se
Tel. 044 - 24 55 70

Solid carbide shoulder milling cutters

MC128 Advance inch




– Type N 50

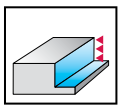
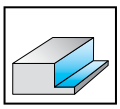
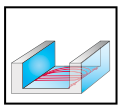
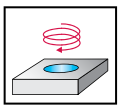
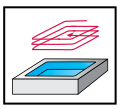

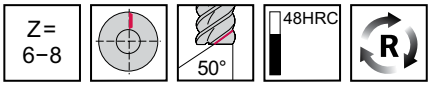

	P	M	K	N	S	H	O
WJ30TF	●●	●	●		●		

Tool	Designation	D_c h10 inch	l_{11} inch	L_c inch	l_1 inch	l_4 inch	d_1 inch	Z	WJ30TF
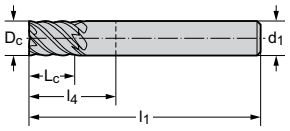 Cylindrical shank	MC128.9.53A6C-	0,3750	0,004	0,500	2,500	0,937	0,375	6	😐
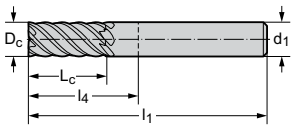 Cylindrical shank	MC128.9.53A6D-	0,3750	0,004	1,000	3,000	1,437	0,375	6	😐
	MC128.12.7A6D-	0,5000	0,006	1,250	3,500	1,717	0,500	6	😐
	MC128.12.7A6DI-	0,5000	0,006	1,000	3,500	1,717	0,500	6	😐
	MC128.15.9A6D-	0,6250	0,006	1,625	4,000	2,094	0,625	6	😐
	MC128.19.1A8D-	0,7500	0,006	1,625	4,500	2,468	0,750	8	😐

Shoulder milling $a_e \leq 0.1 \times D_c$ | Ordering example for the grade WJ30TF: MC128.9.53A6C-WJ30TF

D1

WALTER SELECT

●● Primary application ● Other application

Best tool for ➔ Good = 😀 ➔ Average = 😐 ➔ Poor = 😵 machining conditions

www.isotool.se
Tel. 044 - 24 55 70

Solid carbide shoulder milling cutters

MC128 Advance inch



– Type N 50

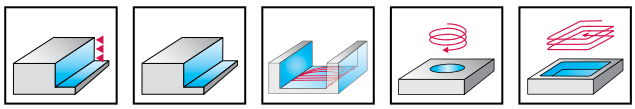

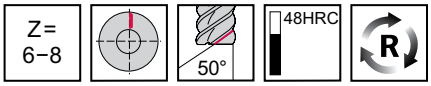

	P	M	K	N	S	H	O
WJ30TF	●●	●	●		●		

Tool

Designation	D_c h9 inch	R inch	L_c inch	l_1 inch	l_4 inch	d_1 h6 inch	Z	WJ30TF
MC128.9.53A6D038-	0,3750	0,015	1,000	3,000	1,437	0,375	6	☺

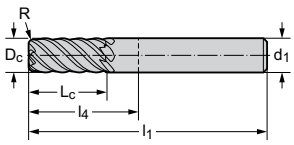

Cylindrical shank

Shoulder milling $a_e \leq 0.1 \times D_c$ | Ordering example for the grade WJ30TF: MC128.9.53A6D038-WJ30TF

D1

WALTER SELECT

●● Primary application ● Other application

Best tool for → Good = ☺ → Average = 😐 → Poor = ☹ machining conditions

☺ 😐 ☹ / ★ = New addition to the product range

www.isotool.se
Tel. 044 - 24 55 70

Solid carbide shoulder milling cutters

MC166 Advance mm



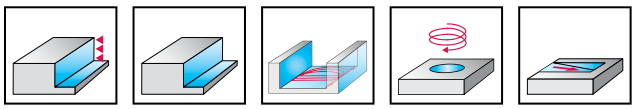

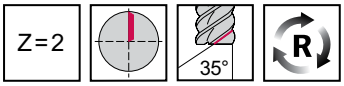

	P	M	K	N	S	H	O
WJ30UU				●●			

Tool

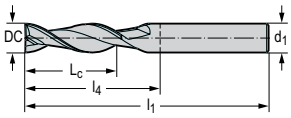

DIN 6535 HA

Designation	D_c h10 mm	L_c mm	l_1 mm	l_4 mm	d_1 h6 mm	Z	WJ30UU
MC166-02.0A2L-	2	8	38	10	3	2	☻
MC166-03.0A2L-	3	12	38	14	3	2	☻
MC166-04.0A2L-	4	14	50	22	4	2	☻
MC166-05.0A2L-	5	16	57	21	6	2	☻
MC166-06.0A2L-	6	22	65	29	6	2	☻
MC166-08.0A2L-	8	28	80	44	8	2	☻
MC166-10.0A2L-	10	32	90	50	10	2	☻
MC166-12.0A2L-	12	38	100	55	12	2	☻
MC166-16.0A2L-	16	50	115	67	16	2	☻
MC166-20.0A2L-	20	50	125	75	20	2	☻

Ordering example for the grade WJ30UU: MC166-02.0A2L-WJ30UU

D1

WALTER SELECT

●● Primary application ● Other application

Best tool for → Good = ☻ → Average = 😐 → Poor = ☹ machining conditions

www.isotool.se
Tel. 044 - 24 55 70

Solid carbide shoulder milling cutters

MC166 Advance mm



– Long reach

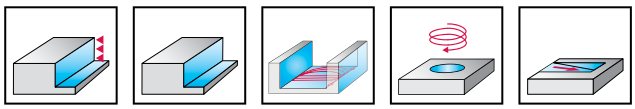

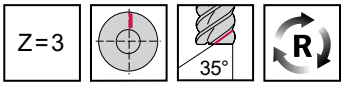

	P	M	K	N	S	H	O
WJ30UU				●●			

Tool

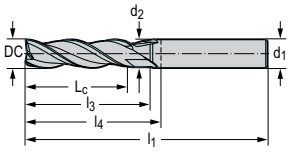

DIN 6535 HA

Designation	D_c h10 mm	L_c mm	l_3 mm	d_2 mm	l_1 mm	l_4 mm	d_1 h6 mm	Z	WJ30UU
MC166-03.0A3LD-	3	15	15		65	29	6	3	☺
MC166-04.0A3LD-	4	20	20		65	29	6	3	☺
MC166-05.0A3LD-	5	25	25		65	29	6	3	☺
MC166-06.0A3LD-	6	21	27	5,5	65	29	6	3	☺
MC166-08.0A3LD-	8	28	40	7,5	80	44	8	3	☺
MC166-10.0A3LD-	10	35	43	9,5	85	45	10	3	☺
MC166-12.0A3LD-	12	42	52	11,4	100	55	12	3	☺
MC166-16.0A3LD-	16	56	70	15,2	121	73	16	3	☺

Ordering example for the grade WJ30UU: MC166-03.0A3LD-WJ30UU

D1

WALTER SELECT

●● Primary application ● Other application

Best tool for → Good = ☺ → Average = 😐 → Poor = ☹ machining conditions

☺ 😐 ☹ / ★ = New addition to the product range

www.isotool.se
Tel. 044 - 24 55 70

Solid carbide shoulder milling cutters

MC166 Advance mm



– Long reach

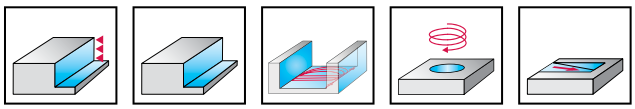

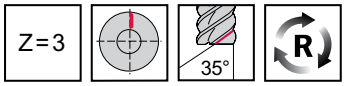

	P	M	K	N	S	H	O
WJ30UU				●●			

Tool

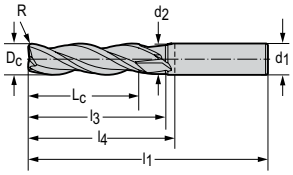

DIN 6535 HA

Designation	D_c h9 mm	R mm	L_c mm	l_3 mm	d_2 mm	l_1 mm	l_4 mm	d_1 h6 mm	Z	WJ30UU
MC166-12.0A3L100D-	12	1	42	52	11,4	100	55	12	3	☻
MC166-12.0A3L200D-	12	2	42	52	11,4	100	55	12	3	☻
MC166-12.0A3L300D-	12	3	42	52	11,4	100	55	12	3	☻
MC166-12.0A3L400D-	12	4	42	52	11,4	100	55	12	3	☻
MC166-15.0A3L300D-	15	3	52	64	14,3	115	67	16	3	☻
MC166-15.0A3L400D-	15	4	52	64	14,3	115	67	16	3	☻
MC166-16.0A3L100D-	16	1	56	70	15,2	121	73	16	3	☻
MC166-16.0A3L200D-	16	2	56	70	15,2	121	73	16	3	☻
MC166-16.0A3L300D-	16	3	56	70	15,2	121	73	16	3	☻
MC166-16.0A3L400D-	16	4	56	70	15,2	121	73	16	3	☻
MC166-16.0A3L500D-	16	5	56	70	15,2	121	73	16	3	☻
MC166-20.0A3L100D-	20	1	70	88	19	141	91	20	3	☻
MC166-20.0A3L200D-	20	2	70	88	19	141	91	20	3	☻
MC166-20.0A3L300D-	20	3	70	88	19	141	91	20	3	☻
MC166-20.0A3L400D-	20	4	70	88	19	141	91	20	3	☻
MC166-20.0A3L500D-	20	5	70	88	19	141	91	20	3	☻

Shoulder milling $a_e \leq 0.3 \times D_c$ | Ordering example for the grade WJ30UU: MC166-12.0A3L100D-WJ30UU

D1

WALTER SELECT

●● Primary application ● Other application

Best tool for ➔ Good = ☻ ➔ Average = 😐 ➔ Poor = ☹ machining conditions

Solid carbide shoulder milling cutters

MC166 Advance mm



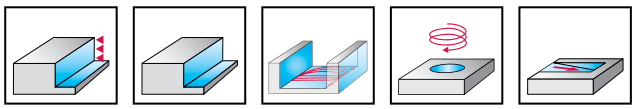

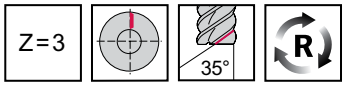

	P	M	K	N	S	H	O
WJ30UU				●●			

Tool

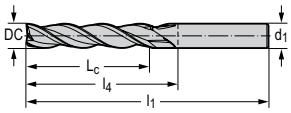

DIN 6535 HA

Designation	D_c h10 mm	L_c mm	l_1 mm	l_4 mm	d_1 h6 mm	Z	WJ30UU
MC166-06.0A3XL-	6	30	75	39	6	3	☺
MC166-08.0A3XL-	8	40	100	64	8	3	☺
MC166-10.0A3XL-	10	50	100	60	10	3	☺
MC166-12.0A3XL-	12	60	118	73	12	3	☺
MC166-16.0A3XL-	16	80	145	97	16	3	☺

Ordering example for the grade WJ30UU: MC166-06.0A3XL-WJ30UU

D1

WALTER SELECT

●● Primary application ● Other application

Best tool for → Good = ☺ → Average = 😐 → Poor = ☹ machining conditions

☺ 😐 ☹ / ★ = New addition to the product range

www.isotool.se
Tel. 044 - 24 55 70

Solid carbide shoulder milling cutters

MC166 Advance mm



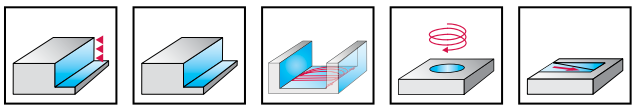

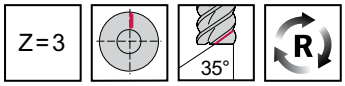

	P	M	K	N	S	H	O
WJ30UU				●●			

Tool

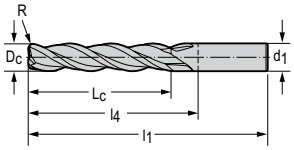

DIN 6535 HA

Designation	D_c h9 mm	R mm	L_c mm	l_1 mm	l_4 mm	d_1 h6 mm	Z	WJ30UU
MC166-12.0A3X100L-	12	1	60	118	73	12	3	☻
MC166-12.0A3X300L-	12	3	60	118	73	12	3	☻
MC166-12.0A3X400L-	12	4	60	118	73	12	3	☻
MC166-15.0A3X300L-	15	3	75	139	91	16	3	☻
MC166-16.0A3X100L-	16	1	80	145	97	16	3	☻
MC166-16.0A3X200L-	16	2	80	145	97	16	3	☻
MC166-16.0A3X300L-	16	3	80	145	97	16	3	☻
MC166-16.0A3X400L-	16	4	80	145	97	16	3	☻
MC166-20.0A3X100L-	20	1	100	171	121	20	3	☻
MC166-20.0A3X200L-	20	2	100	171	121	20	3	☻
MC166-20.0A3X300L-	20	3	100	171	121	20	3	☻
MC166-20.0A3X400L-	20	4	100	171	121	20	3	☻
MC166-20.0A3X500L-	20	5	100	171	121	20	3	☻

Shoulder milling $a_e \leq 0.1 \times D_c$ | Ordering example for the grade WJ30UU: MC166-12.0A3X100L-WJ30UU

D1

WALTER SELECT

●● Primary application ● Other application

Best tool for ➔ Good = ☻ ➔ Average = 😐 ➔ Poor = ☹ machining conditions

www.isotool.se
Tel. 044 - 24 55 70

Solid carbide shoulder milling cutters

MD177 Supreme mm



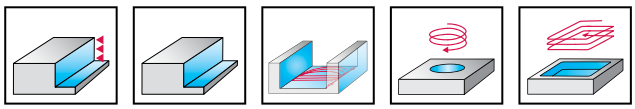

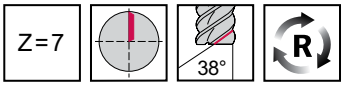

	P	M	K	N	S	H	O
WJ30EN	●	●			●●		

Tool

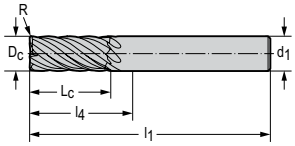

Cylindrical shank

Designation	D_c h9 mm	R mm	L_c mm	l_1 mm	l_4 mm	d_1 h6 mm	Z	WJ30EN
MD177-06.0A7B030-	6	0,3	13	57	21	6	7	☺
MD177-08.0A7B040-	8	0,4	19	63	27	8	7	☺
MD177-10.0A7B050-	10	0,5	22	72	32	10	7	☺
MD177-12.0A7B060-	12	0,6	26	83	38	12	7	☺
MD177-16.0A7B080-	16	0,8	32	92	44	16	7	☺
MD177-20.0A7B100-	20	1	38	104	54	20	7	☺
MD177-25.0A7B125-	25	1,25	45	121	65	25	7	☺

Shoulder milling $a_e \leq 0{,}10 \times D_c$ for ISO-P | Shoulder milling $a_e \leq 0.05 \times D_c$ for ISO M and ISO S | Ordering example for the grade WJ30EN: MD177-06.0A7B030-WJ30EN

D1

WALTER SELECT

●● Primary application ● Other application

Best tool for → Good = ☺ → Average = 😐 → Poor = ☹ machining conditions

☺ 😐 ☹ / ★ = New addition to the product range

www.isotool.se
Tel. 044 - 24 55 70

Solid carbide shoulder milling cutters

MD177 Supreme mm



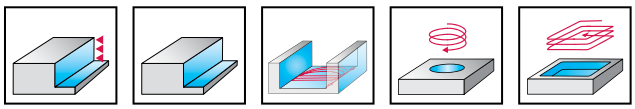

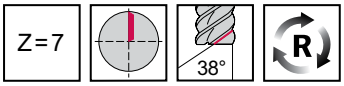

	P	M	K	N	S	H	O
WJ30EN	●	●			●●		

Tool

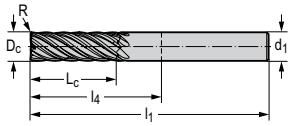

DIN 6535 HA

Designation	D_c h9 mm	R mm	L_c mm	l_1 mm	l_4 mm	d_1 h6 mm	Z	WJ30EN
MD177-06.0A7L030D-	6	0,3	18	63	27	6	7	☺
MD177-08.0A7L040D-	8	0,4	24	80	44	8	7	☺
MD177-10.0A7L050D-	10	0,5	30	100	60	10	7	☺
MD177-12.0A7L060D-	12	0,6	36	100	55	12	7	☺
MD177-16.0A7L080D-	16	0,8	48	115	67	16	7	☺
MD177-20.0A7L100D-	20	1	60	126	76	20	7	☺

Ordering example for the grade WJ30EN: MD177-06.0A7L030D-WJ30EN

D1

WALTER SELECT

●● Primary application ● Other application

Best tool for ➔ Good = ☺ ➔ Average = 😐 ➔ Poor = ☹ machining conditions

www.isotool.se
Tel. 044 - 24 55 70

Solid carbide shoulder milling cutters

MD177 Supreme mm



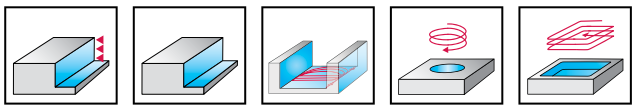

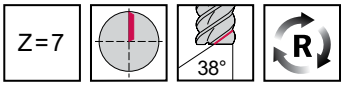

	P	M	K	N	S	H	O
WJ30EN	●	●			●●		

Tool

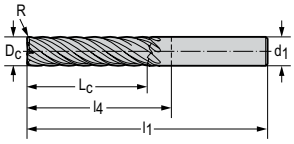

Cylindrical shank

Designation	D_c h10 mm	R mm	L_c mm	l_1 mm	l_4 mm	d_1 h6 mm	Z	WJ30EN
MD177-06.0A7L030K-	6	0,3	25	65	29	6	7	☺
MD177-08.0A7L040K-	8	0,4	34	80	44	8	7	☺
MD177-10.0A7L050K-	10	0,5	42	90	50	10	7	☺
MD177-12.0A7L060K-	12	0,6	50	100	55	12	7	☺
MD177-16.0A7L080K-	16	0,8	66	125	77	16	7	☺
MD177-20.0A7L100K-	20	1	83	145	95	20	7	☺
MD177-25.0A7L125K-	25	1,25	100	163	107	25	7	☺

Shoulder milling $a_e \leq 0,05 \times D_c$ for ISO-P | Shoulder milling $a_e \leq 0,03 \times D_c$ for ISO-M and ISO-S | Ordering example for the grade WJ30EN: MD177-06.0A7L030K-WJ30EN

D1

WALTER SELECT

●● Primary application ● Other application

Best tool for → Good = ☺ → Average = 😐 → Poor = ☹ machining conditions

☺ 😐 ☹ / ★ = New addition to the product range

www.isotool.se
Tel. 044 - 24 55 70

Solid carbide shoulder milling cutters

MD177 Supreme mm



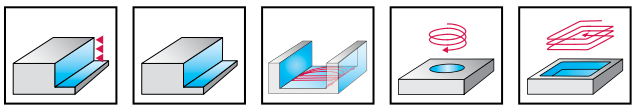

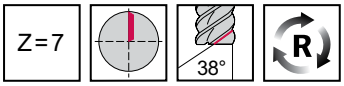

	P	M	K	N	S	H	O
WJ30EN	●	●			●●		

Tool

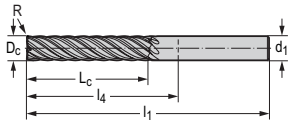

DIN 6535 HA

Designation	D_c h9 mm	R mm	L_c mm	l_1 mm	l_4 mm	d_1 h6 mm	Z	WJ30EN
MD177-08.0A7X040L-	8	0,4	40	100	64	8	7	☺
MD177-10.0A7X050L-	10	0,5	50	120	80	10	7	☺
MD177-12.0A7X060L-	12	0,6	60	120	75	12	7	☺
MD177-16.0A7X080L-	16	0,8	80	150	102	16	7	☺
MD177-20.0A7X100L-	20	1	100	170	120	20	7	☺

Ordering example for the grade WJ30EN: MD177-08.0A7X040L-WJ30EN

D1

WALTER SELECT

●● Primary application ● Other application

Best tool for → Good = ☺ → Average = 😐 → Poor = ☹ machining conditions

www.isotool.se
Tel. 044 - 24 55 70

Solid carbide shoulder milling cutters

MD177 Supreme inch



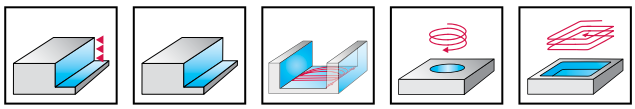

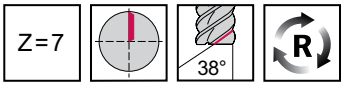

	P	M	K	N	S	H	O
WJ30EN	●	●			●●		

Tool

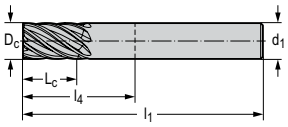

Cylindrical shank

Designation	D_c	D_c inch	L_c inch	l_1 inch	l_4 inch	d_1 h6 inch	Z	WJ30EN
MD177.4.76A7LK-	3/16"	0,1875	0,750	2,500	1,083	0,187	7	☺
MD177.6.35A7D-	1/4"	0,2500	0,500	2,500	1,083	0,250	7	☺
MD177.6.35A7DJ-	1/4"	0,2500	0,750	2,500	1,083	0,250	7	☺
MD177.6.35A7XL-	1/4"	0,2500	1,250	3,000	1,583	0,250	7	☺
MD177.9.53A7S-	3/8"	0,3750	0,500	2,000	0,500	0,375	7	☺
MD177.9.53A7D-	3/8"	0,3750	1,000	2,500	1,000	0,375	7	☺
MD177.9.53A7LJ-	3/8"	0,3750	1,250	3,000	1,437	0,375	7	☺
MD177.12.7A7S-	1/2"	0,5000	0,625	2,500	0,717	0,500	7	☺
MD177.12.7A7D-	1/2"	0,5000	1,000	3,000	1,217	0,500	7	☺
MD177.12.7A7DI-	1/2"	0,5000	1,250	3,000	1,250	0,500	7	☺
MD177.12.7A7LK-	1/2"	0,5000	2,125	4,000	2,217	0,500	7	☺
MD177.15.9A7S-	5/8"	0,6250	0,750	3,000	1,094	0,625	7	☺
MD177.15.9A7D-	5/8"	0,6250	1,250	3,500	1,594	0,625	7	☺
MD177.15.9A7DI-	5/8"	0,6250	1,625	3,500	1,625	0,625	7	☺
MD177.15.9A7LJ-	5/8"	0,6250	2,125	4,000	2,125	0,625	7	☺
MD177.19.1A7S-	3/4"	0,7500	1,000	3,000	1,000	0,750	7	☺
MD177.19.1A7D-	3/4"	0,7500	1,625	4,000	1,969	0,750	7	☺
MD177.19.1A7LJ-	3/4"	0,7500	2,250	5,000	2,968	0,750	7	☺
MD177.19.1A7XK-	3/4"	0,7500	3,250	6,000	3,968	0,750	7	☺
MD177.25.4A7DI-	1"	1,0000	2,625	5,000	2,717	1,000	7	☺
MD177.25.4A7LJ-	1"	1,0000	3,250	6,000	3,717	1,000	7	☺

Shoulder milling $a_e \leq 0{,}10 \times D_c$ for ISO-P | Shoulder milling $a_e \leq 0.05 \times D_c$ for ISO M and ISO S | Ordering example for the grade WJ30EN: MD177.12.7A7D-WJ30EN

D1

WALTER SELECT

●● Primary application ● Other application

Best tool for → Good = ☺ → Average = 😐 → Poor = ☹ machining conditions

☺ 😐 ☹ / ★ = New addition to the product range

www.isotool.se
Tel. 044 - 24 55 70

Solid carbide shoulder milling cutters

MD177 Supreme inch



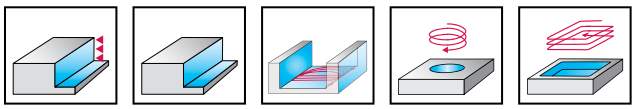

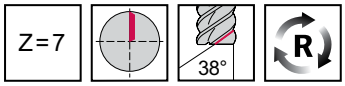

	P	M	K	N	S	H	O
WJ30EN	●	●			●●		

Tool

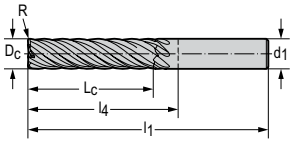

Cylindrical shank

Designation	D_c	D_c inch	R inch	L_c inch	l_1 inch	l_4 inch	d_1 h6 inch	Z	WJ30EN
MD177.4.76A7L038K-	3/16"	0,1875	0,015	0,750	2,500	1,083	0,187	7	☺
MD177.6.35A7D038-	1/4"	0,2500	0,015	0,500	2,500	1,083	0,250	7	☺
MD177.6.35A7D076-	1/4"	0,2500	0,030	0,500	2,500	1,083	0,250	7	☺
MD177.6.35A7D076J-	1/4"	0,2500	0,030	0,750	2,500	1,083	0,250	7	☺
MD177.6.35A7X038L-	1/4"	0,2500	0,015	1,250	3,000	1,583	0,250	7	☺
MD177.6.35A7X076L-	1/4"	0,2500	0,030	1,250	3,000	1,583	0,250	7	☺
MD177.9.53A7S038-	3/8"	0,3750	0,015	0,500	2,000	0,500	0,375	7	☺
MD177.9.53A7S076-	3/8"	0,3750	0,030	0,500	2,000	0,500	0,375	7	☺
MD177.9.53A7S152-	3/8"	0,3750	0,060	0,500	2,000	0,500	0,375	7	☺
MD177.9.53A7D038-	3/8"	0,3750	0,015	1,000	2,500	1,000	0,375	7	☺
MD177.9.53A7D076-	3/8"	0,3750	0,030	1,000	2,500	1,000	0,375	7	☺
MD177.9.53A7D152-	3/8"	0,3750	0,060	1,000	2,500	1,000	0,375	7	☺
MD177.9.53A7L038J-	3/8"	0,3750	0,015	1,250	3,000	1,437	0,375	7	☺
MD177.9.53A7L076J-	3/8"	0,3750	0,030	1,250	3,000	1,437	0,375	7	☺
MD177.9.53A7L152J-	3/8"	0,3750	0,060	1,250	3,000	1,437	0,375	7	☺
MD177.12.7A7S038-	1/2"	0,5000	0,015	0,625	2,500	0,717	0,500	7	☺
MD177.12.7A7S076-	1/2"	0,5000	0,030	0,625	2,500	0,717	0,500	7	☺
MD177.12.7A7S152-	1/2"	0,5000	0,060	0,625	2,500	0,717	0,500	7	☺
MD177.12.7A7D038-	1/2"	0,5000	0,015	1,000	3,000	1,217	0,500	7	☺
MD177.12.7A7D076-	1/2"	0,5000	0,030	1,000	3,000	1,217	0,500	7	☺
MD177.12.7A7D152-	1/2"	0,5000	0,060	1,000	3,000	1,217	0,500	7	☺
MD177.12.7A7DI038-	1/2"	0,5000	0,015	1,250	3,000	1,250	0,500	7	☺
MD177.12.7A7D076I-	1/2"	0,5000	0,030	1,250	3,000	1,250	0,500	7	☺
MD177.12.7A7D152I-	1/2"	0,5000	0,060	1,250	3,000	1,250	0,500	7	☺
MD177.12.7A7L038K-	1/2"	0,5000	0,015	2,125	4,000	2,217	0,500	7	☺
MD177.12.7A7L076K-	1/2"	0,5000	0,030	2,125	4,000	2,217	0,500	7	☺
MD177.12.7A7L152K-	1/2"	0,5000	0,060	2,125	4,000	2,217	0,500	7	☺
MD177.15.9A7S038-	5/8"	0,6250	0,015	0,750	3,000	1,094	0,625	7	☺
MD177.15.9A7D038-	5/8"	0,6250	0,015	1,250	3,500	1,594	0,625	7	☺
MD177.15.9A7D038I-	5/8"	0,6250	0,015	1,625	3,500	1,625	0,625	7	☺
MD177.15.9A7D076I-	5/8"	0,6250	0,030	1,625	3,500	1,625	0,625	7	☺
MD177.15.9A7D152I-	5/8"	0,6250	0,060	1,625	3,500	1,625	0,625	7	☺
MD177.15.9A7L038J-	5/8"	0,6250	0,015	2,125	4,000	2,125	0,625	7	☺
MD177.15.9A7L076J-	5/8"	0,6250	0,030	2,125	4,000	2,125	0,625	7	☺

Shoulder milling $a_e \leq 0{,}10 \times D_c$ for ISO-P | Shoulder milling $a_e \leq 0.05 \times D_c$ for ISO M and ISO S | Ordering example for the grade WJ30EN: MD177.12.7A7D038-WJ30EN

WALTER SELECT

●● Primary application ● Other application

Best tool for → Good = ☺ → Average = 😐 → Poor = ☹ machining conditions

D1

Tool

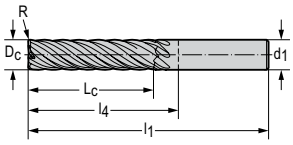

Cylindrical shank

Designation	D_c	D_c inch	R inch	L_c inch	l_1 inch	l_4 inch	d_1 h6 inch	Z	WJ30EN
MD177.15.9A7L152J-	5/8"	0,6250	0,060	2,125	4,000	2,125	0,625	7	☺
MD177.19.1A7S076-	3/4"	0,7500	0,030	1,000	3,000	1,000	0,750	7	☺
MD177.19.1A7S152-	3/4"	0,7500	0,060	1,000	3,000	1,000	0,750	7	☺
MD177.19.1A7S305-	3/4"	0,7500	0,120	1,000	3,000	1,000	0,750	7	☺
MD177.19.1A7D038-	3/4"	0,7500	0,015	1,625	4,000	1,969	0,750	7	☺
MD177.19.1A7D076-	3/4"	0,7500	0,030	1,625	4,000	1,969	0,750	7	☺
MD177.19.1A7D152-	3/4"	0,7500	0,060	1,625	4,000	1,969	0,750	7	☺
MD177.19.1A7D305-	3/4"	0,7500	0,120	1,625	4,000	1,969	0,750	7	☺
MD177.19.1A7L076J-	3/4"	0,7500	0,030	2,250	5,000	2,968	0,750	7	☺
MD177.19.1A7L152J-	3/4"	0,7500	0,060	2,250	5,000	2,968	0,750	7	☺
MD177.19.1A7L305J-	3/4"	0,7500	0,120	2,250	5,000	2,968	0,750	7	☺
MD177.19.1A7X076K-	3/4"	0,7500	0,030	3,250	6,000	3,968	0,750	7	☺
MD177.19.1A7X152K-	3/4"	0,7500	0,060	3,250	6,000	3,968	0,750	7	☺
MD177.25.4A7D076I-	1"	1,0000	0,030	2,625	5,000	2,717	1,000	7	☺
MD177.25.4A7D152I-	1"	1,0000	0,060	2,625	5,000	2,717	1,000	7	☺
MD177.25.4A7D305I-	1"	1,0000	0,120	2,625	5,000	2,717	1,000	7	☺
MD177.25.4A7L038J-	1"	1,0000	0,015	3,250	6,000	3,717	1,000	7	☺
MD177.25.4A7L076J-	1"	1,0000	0,030	3,250	6,000	3,717	1,000	7	☺
MD177.25.4A7L152J-	1"	1,0000	0,060	3,250	6,000	3,717	1,000	7	☺
MD177.25.4A7L305J-	1"	1,0000	0,120	3,250	6,000	3,717	1,000	7	☺

Shoulder milling $a_e \leq 0{,}10 \times D_c$ for ISO-P | Shoulder milling $a_e \leq 0.05 \times D_c$ for ISO M and ISO S | Ordering example for the grade WJ30EN: MD177.12.7A7D038-WJ30EN

D1

WALTER SELECT

●● Primary application ● Other application

Best tool for → Good = ☺ → Average = 😐 → Poor = ☹ machining conditions

☺ 😐 ☹ / ★ = New addition to the product range

www.isotool.se
Tel. 044 - 24 55 70

Solid carbide shoulder milling cutters

MD173 Supreme mm



– Chip breaker

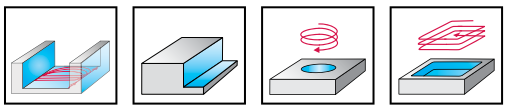

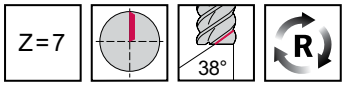

	P	M	K	N	S	H	O
WJ30EN	●	●			●●		

Tool

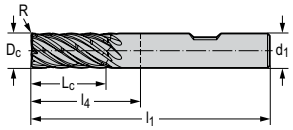

DIN 6535 HB

Designation	D_c h9 mm	R mm	L_c mm	l_1 mm	l_4 mm	d_1 h6 mm	Z	WJ30EN
MD173-06.0W7B030-	6	0,3	13	57	21	6	7	
MD173-08.0W7B040-	8	0,4	19	63	27	8	7	
MD173-10.0W7B050-	10	0,5	22	72	32	10	7	
MD173-12.0W7B060-	12	0,6	26	83	38	12	7	
MD173-16.0W7B080-	16	0,8	32	92	44	16	7	
MD173-20.0W7B100-	20	1	41	104	54	20	7	

Ordering example for the grade WJ30EN: MD173-06.0W7B030-WJ30EN

D1

WALTER SELECT

●● Primary application ● Other application

Best tool for → Good = → Average = → Poor = machining conditions

www.isotool.se
Tel. 044 - 24 55 70

Solid carbide shoulder milling cutters

MD173 Supreme mm



– Chip breaker

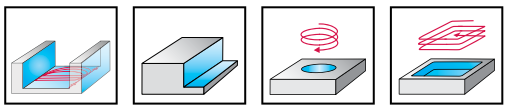

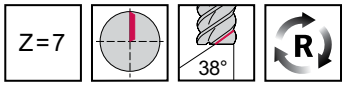

	P	M	K	N	S	H	O
WJ30EN	●	●			●●		

Tool

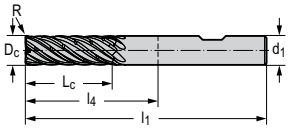

DIN 6535 HB

Designation	D_c h9 mm	R mm	L_c mm	l_1 mm	l_4 mm	d_1 h6 mm	Z	WJ30EN
MD173-06.0W7L030D-	6	0,3	18	63	27	6	7	☺
MD173-08.0W7L040D-	8	0,4	24	80	44	8	7	☺
MD173-10.0W7L050D-	10	0,5	30	100	60	10	7	☺
MD173-12.0WL060D-	12	0,6	36	100	55	12	7	☺
MD173-16.0W7L080D-	16	0,8	48	115	67	16	7	☺
MD173-20.0W7L100D-	20	1	60	126	76	20	7	☺

Ordering example for the grade WJ30EN: MD173-06.0W7L030D-WJ30EN

D1

WALTER SELECT

●● Primary application ● Other application

Best tool for → Good = ☺ → Average = 😐 → Poor = ☹ machining conditions

☺ 😐 ☹ / ★ = New addition to the product range

www.isotool.se
Tel. 044 - 24 55 70

Solid carbide shoulder milling cutters

MD173 Supreme mm



– Chip breaker

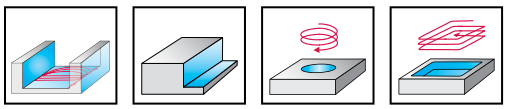

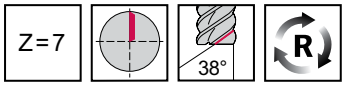

	P	M	K	N	S	H	O
WJ30EN	●	●			●●		

Tool

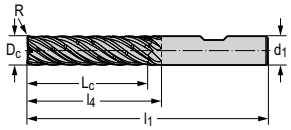

DIN 6535 HB

Designation	D_c h9 mm	R mm	L_c mm	l_1 mm	l_4 mm	d_1 h6 mm	Z	WJ30EN
MD173-06.0W7L030K-	6	0,3	25	63	27	6	7	☺
MD173-08.0W7L040K-	8	0,4	34	80	44	8	7	☺
MD173-10.0W7L050K-	10	0,5	42	90	50	10	7	☺
MD173-12.0W7L060K-	12	0,6	50	100	55	12	7	☺
MD173-16.0W7L080K-	16	0,8	66	127	79	16	7	☺
MD173-20.0W7L100K-	20	1	83	150	100	20	7	☺

Ordering example for the grade WJ30EN: MD173-06.0W7L030K-WJ30EN

D1

WALTER SELECT

●● Primary application ● Other application

Best tool for → Good = ☺ → Average = 😐 → Poor = ☹ machining conditions

www.isotool.se
Tel. 044 - 24 55 70

Solid carbide shoulder milling cutters

MD173 Supreme mm



– Chip breaker

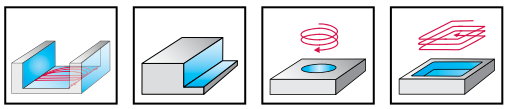

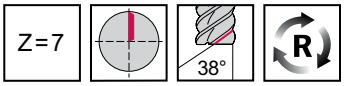

	P	M	K	N	S	H	O
WJ30EN	●	●			●●		

Tool

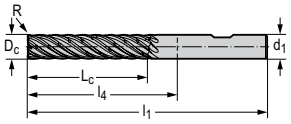

DIN 6535 HB

Designation	D_c h9 mm	R mm	L_c mm	l_1 mm	l_4 mm	d_1 h6 mm	Z	WJ30EN
MD173-08.0W7X040L-	8	0,4	40	100	64	8	7	☺
MD173-10.0W7X050L-	10	0,5	50	120	80	10	7	☺
MD173-12.0W7X060L-	12	0,6	60	120	75	12	7	☺
MD173-16.0W7X080L-	16	0,8	80	150	102	16	7	☺
MD173-20.0W7X100L-	20	1	100	170	120	20	7	☺

Ordering example for the grade WJ30EN: MD173-08.0W7X040L-WJ30EN

D1

WALTER SELECT

●● Primary application ● Other application

Best tool for → Good = ☺ → Average = 😐 → Poor = ☹ machining conditions

☺ 😐 ☹ / ★ = New addition to the product range

www.isotool.se
Tel. 044 - 24 55 70

Solid carbide shoulder milling cutters

MD173 Supreme inch



– Chip breaker

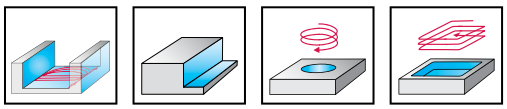

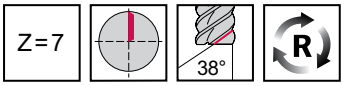

	P	M	K	N	S	H	O
WJ30EN	●	●			●●		

Tool

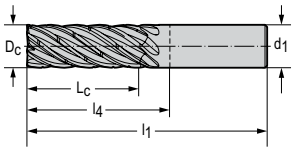

Cylindrical shank

Designation	D_c	D_c inch	L_c inch	l_1 inch	l_4 inch	d_1 h6 inch	Z	WJ30EN
MD173.15.9A7DI-	5/8"	0,6250	1,625	3,500	1,625	0,625	7	
MD173.15.9A7LJ-	5/8"	0,6250	2,125	4,000	2,125	0,625	7	
MD173.19.1A7XK-	3/4"	0,7500	3,250	6,000	3,968	0,750	7	
MD173.25.4A7LJ-	1"	1,0000	3,250	6,000	3,717	1,000	7	

Shoulder milling $a_e \leq 0{,}10 \times D_c$ for ISO-P | Shoulder milling $a_e \leq 0.05 \times D_c$ for ISO M and ISO S | Ordering example for the grade WJ30EN: MD173.15.9A7DI-WJ30EN

D1

WALTER SELECT

●● Primary application ● Other application

Best tool for → Good = → Average = → Poor = machining conditions

New addition to the product range = / ★

www.isotool.se
Tel. 044 - 24 55 70

Solid carbide shoulder milling cutters

MD173 Supreme inch



– Chip breaker

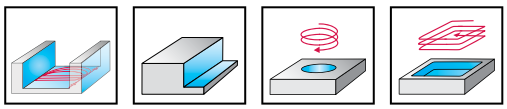

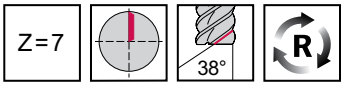

	P	M	K	N	S	H	O
WJ30EN	●	●			●●		

Tool

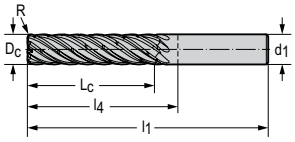

Cylindrical shank

Designation	D_c	D_c inch	R inch	L_c inch	l_1 inch	l_4 inch	d_1 h6 inch	Z	WJ30EN
MD173.6.35A7X038L-	1/4"	0,2500	0,015	1,250	3,000	1,583	0,250	7	☺
MD173.9.53A7L038J-	3/8"	0,3750	0,015	1,250	3,000	1,437	0,375	7	☺
MD173.9.53A7L076J-	3/8"	0,3750	0,030	1,250	3,000	1,437	0,375	7	☺
MD173.9.53A7L152J-	3/8"	0,3750	0,060	1,250	3,000	1,437	0,375	7	☺
MD173.12.7A7D038I-	1/2"	0,5000	0,015	1,250	3,000	1,250	0,500	7	☺
MD173.12.7A7D076I-	1/2"	0,5000	0,030	1,250	3,000	1,250	0,500	7	☺
MD173.12.7A7D152I-	1/2"	0,5000	0,060	1,250	3,000	1,250	0,500	7	☺
MD173.12.7A7L076K-	1/2"	0,5000	0,030	2,125	4,000	2,217	0,500	7	☺
MD173.12.7A7L152K-	1/2"	0,5000	0,060	2,125	4,000	2,217	0,500	7	☺
MD173.15.9A7D038I-	5/8"	0,6250	0,015	1,625	3,500	1,625	0,625	7	☺
MD173.15.9A7D076I-	5/8"	0,6250	0,030	1,625	3,500	1,625	0,625	7	☺
MD173.15.9A7L038J-	5/8"	0,6250	0,015	2,125	4,000	2,125	0,625	7	☺
MD173.15.9A7L076J-	5/8"	0,6250	0,030	2,125	4,000	2,125	0,625	7	☺
MD173.15.9A7L152J-	5/8"	0,6250	0,060	2,125	4,000	2,125	0,625	7	☺
MD173.19.1A7D076-	3/4"	0,7500	0,030	1,625	4,000	1,969	0,750	7	☺
MD173.19.1A7D152-	3/4"	0,7500	0,060	1,625	4,000	1,969	0,750	7	☺
MD173.19.1A7D305-	3/4"	0,7500	0,120	1,625	4,000	1,969	0,750	7	☺
MD173.19.1A7L076J-	3/4"	0,7500	0,030	2,250	5,000	2,968	0,750	7	☺
MD173.19.1A7L152J-	3/4"	0,7500	0,060	2,250	5,000	2,968	0,750	7	☺
MD173.19.1A7L305J-	3/4"	0,7500	0,120	2,250	5,000	2,968	0,750	7	☺
MD173.19.1A7X076K-	3/4"	0,7500	0,030	3,250	6,000	3,968	0,750	7	☺
MD173.19.1A7X152K-	3/4"	0,7500	0,060	3,250	6,000	3,968	0,750	7	☺
MD173.19.1A7X305K-	3/4"	0,7500	0,120	3,250	6,000	3,968	0,750	7	☺
MD173.25.4A7D038I-	1"	1,0000	0,015	2,625	5,000	2,717	1,000	7	☺
MD173.25.4A7D152I-	1"	1,0000	0,060	2,625	5,000	2,717	1,000	7	☺
MD173.25.4A7D305I-	1"	1,0000	0,120	2,625	5,000	2,717	1,000	7	☺

Shoulder milling $a_e \leq 0{,}10 \times D_c$ for ISO-P | Shoulder milling $a_e \leq 0.05 \times D_c$ for ISO M and ISO S | Ordering example for the grade WJ30EN: MD173.12.7A7D038I-WJ30EN

D1

WALTER SELECT

●● Primary application ● Other application

Best tool for → Good = ☺ → Average = 😐 → Poor = ☹ machining conditions

☺ 😐 ☹ / ★ = New addition to the product range

www.isotool.se
Tel. 044 - 24 55 70

Solid carbide shoulder milling cutters

H7073417 mm

Protostar® Ti



– Type Ti 45, extra long

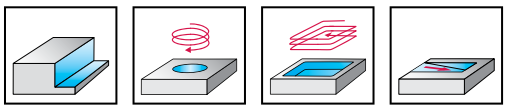

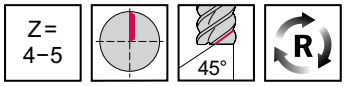

	P	M	K	N	S	H	O
ACN					●●		

Tool

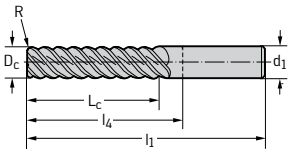

DIN 6535 HA

Designation	D_c h9 mm	R mm	L_c mm	l_1 mm	l_4 mm	d_1 mm	Z
H7073417-16X50	16	4	50	115	67	16	4
H7073417-16X50-3	16	3	50	115	67	16	4
H7073417-16X90	16	4	90	145	97	16	4
H7073417-20X100	20	4	100	170	120	20	4
H7073417-20X100-3	20	3	100	170	120	20	4
H7073417-20X55	20	4	55	125	75	20	4
H7073417-20X55-3	20	3	55	125	75	20	4
H7073417-25X125	25	4	125	188	132	25	5
H7073417-25X125-3	25	3	125	188	132	25	5
H7073417-25X90	25	4	90	153	97	25	5
H7073417-25X90-3	25	3	90	153	97	25	5

Shoulder milling $a_e \leq 0.3 \times D_c$

D1

WALTER SELECT

●● Primary application ● Other application

Best tool for → Good = ☺ → Average = 😐 → Poor = ☹ machining conditions

www.isotool.se
Tel. 044 - 24 55 70

Solid carbide shoulder milling cutters

MC187 Advance mm



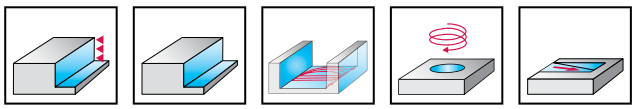

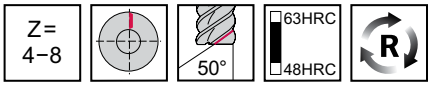

	P	M	K	N	S	H	O
WB10TG						●●	

Tool

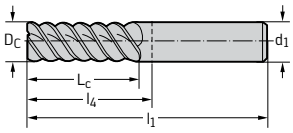

DIN 6535 HA

Designation	D_c h10 mm	l_{11} mm	L_c mm	l_1 mm	l_4 mm	d_1 h6 mm	Z	WB10TG
MC187-03.0A4B-	3	0,1	8	57	21	6	4	☺
MC187-04.0A4B-	4	0,1	11	57	21	6	4	☺
MC187-05.0A4B-	5	0,1	13	57	21	6	4	☺
MC187-06.0A6B-	6	0,1	13	57	21	6	6	☺
MC187-08.0A6B-	8	0,1	19	63	27	8	6	☺
MC187-10.0A6B-	10	0,1	22	72	32	10	6	☺
MC187-12.0A6B-	12	0,1	26	83	38	12	6	☺
MC187-16.0A6B-	16	0,15	32	92	44	16	6	☺
MC187-20.0A8B-	20	0,15	38	104	54	20	8	☺
MC187-25.0A8B-	25	0,15	45	121	65	25	8	☺

Shoulder milling $a_e \leq 0.1 \times D_c$ | Ordering example for the grade WB10TG: MC187-03.0A4B-WB10TG

D1

WALTER SELECT

●● Primary application ● Other application

Best tool for → Good = ☺ → Average = 😐 → Poor = ☹ machining conditions

☺ 😐 ☹ / ★ = New addition to the product range

www.isotool.se
Tel. 044 - 24 55 70

Solid carbide shoulder milling cutters

MC187 Advance mm



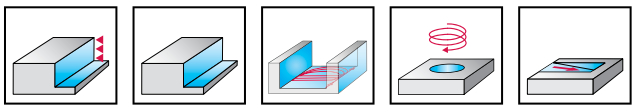

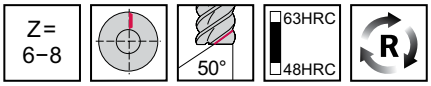

	P	M	K	N	S	H	O
WB10TG					●	●●	

Tool

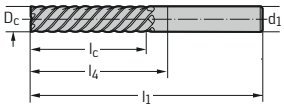

DIN 6535 HA

Designation	D_c h10 mm	l_{11} mm	L_c mm	l_1 mm	l_4 mm	d_1 h6 mm	Z	WB10TG
MC187-06.0A6L-	6	0,1	26	75	34	6	6	☻
MC187-08.0A6L-	8	0,1	36	80	44	8	6	☻
MC187-10.0A6L-	10	0,1	46	100	60	10	6	☻
MC187-12.0A6L-	12	0,1	55	110	65	12	6	☻
MC187-16.0A6L-	16	0,15	66	130	82	16	6	☻
MC187-20.0A8L-	20	0,15	80	145	95	20	8	☻
MC187-25.0A8L-	25	0,15	90	153	97	25	8	☻

Shoulder milling $a_e \leq 0.1 \times D_c$ | Ordering example for the grade WB10TG: MC187-06.0A6L-WB10TG

D1

WALTER SELECT

●● Primary application ● Other application

Best tool for → Good = ☻ → Average = 😐 → Poor = ☹ machining conditions

www.isotool.se
Tel. 044 - 24 55 70

Solid carbide shoulder milling cutters

MC187 Advance mm



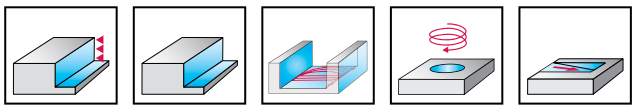

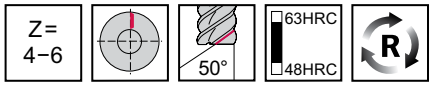

	P	M	K	N	S	H	O
WB10TG					●	●●	

Tool

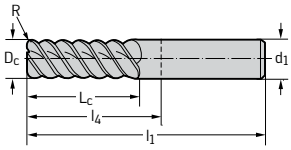

DIN 6535 HA

Designation	D_c h9 mm	R mm	L_c mm	l_1 mm	l_4 mm	d_1 h6 mm	Z	WB10TG
MC187-03.0A4B050-	3	0,5	8	57	21	6	4	☻
MC187-04.0A4B050-	4	0,5	11	57	21	6	4	☻
MC187-04.0A4B100-	4	1	11	57	21	6	4	☻
MC187-05.0A6B050-	5	0,5	13	57	21	6	6	☻
MC187-05.0A6B100-	5	1	13	57	21	6	6	☻
MC187-06.0A6B050-	6	0,5	13	57	21	6	6	☻
MC187-06.0A6B100-	6	1	13	57	21	6	6	☻
MC187-08.0A6B050-	8	0,5	19	63	27	8	6	☻
MC187-08.0A6B100-	8	1	19	63	27	8	6	☻
MC187-08.0A6B200-	8	2	19	63	27	8	6	☻
MC187-10.0A6B050-	10	0,5	22	72	32	10	6	☻
MC187-10.0A6B100-	10	1	22	72	32	10	6	☻
MC187-10.0A6B200-	10	2	22	72	32	10	6	☻
MC187-12.0A6B050-	12	0,5	26	83	38	12	6	☻
MC187-12.0A6B100-	12	1	26	83	38	12	6	☻
MC187-12.0A6B200-	12	2	26	83	38	12	6	☻
MC187-12.0A6B300-	12	3	26	83	38	12	6	☻

Shoulder milling $a_e \leq 0.1 \times D_c$ | Ordering example for the grade WB10TG: MC187-03.0A4B050-WB10TG

D1

WALTER SELECT

●● Primary application ● Other application

Best tool for → Good = ☻ → Average = 😐 → Poor = ☹ machining conditions

☻ 😐 ☹ / ★ = New addition to the product range

www.isotool.se
Tel. 044 - 24 55 70

Solid carbide shoulder milling cutters

MC187 Advance inch



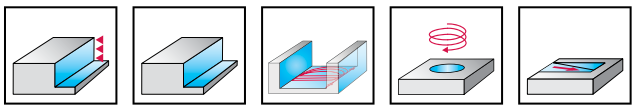

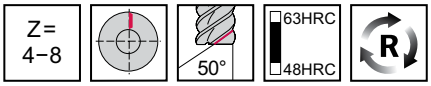

	P	M	K	N	S	H	O
WB10TG					●	●●	

Tool

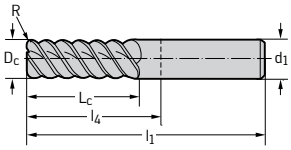

Cylindrical shank

Designation	D_c h9	D_c h9 inch	R inch	L_c inch	l_1 inch	l_4 inch	d_1 h5 inch	Z	WB10TG
MC187.3.18A4D038-	1/8"	0,1250	0,015	0,500	2,500	1,083	0,250	4	☻
MC187.4.76A4D038-	3/16"	0,1875	0,015	0,625	2,500	1,083	0,250	4	☻
MC187.6.35A6D038-	1/4"	0,2500	0,015	0,750	3,000	1,583	0,250	6	☻
MC187.7.94A6D051-	5/16"	0,3125	0,020	0,812	3,000	1,437	0,375	6	☻
MC187.9.53A6D076-	3/8"	0,3750	0,030	0,875	3,000	1,437	0,375	6	☻
MC187.12.7A6D076-	1/2"	0,5000	0,030	1,000	4,500	2,717	0,500	6	☻
MC187.15.9A6D152-	5/8"	0,6250	0,060	1,250	5,000	3,094	0,625	6	☻
MC187.19.1A8D152-	3/4"	0,7500	0,060	1,500	5,000	2,968	0,750	8	☻

Shoulder milling $a_e \leq 0.1 \times D_c$ | Ordering example for the grade WB10TG: MC187.12.7A6D076-WB10TG

D1

WALTER SELECT

●● Primary application ● Other application

Best tool for ➔ Good = ☻ ➔ Average = 😐 ➔ Poor = ☹ machining conditions

New addition to the product range = ☻ 😐 ☹ / ★

www.isotool.se
Tel. 044 - 24 55 70

Solid carbide shoulder milling cutters

MC183 Advance mm



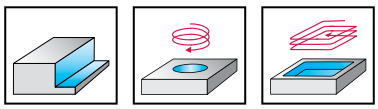



	P	M	K	N	S	H	O
WB10TG						●●	

Tool

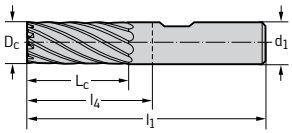

DIN 6535 HB

Designation	D_c h10 mm	l_{11} mm	L_c mm	l_1 mm	l_4 mm	d_1 h6 mm	Z	WB10TG
MC183-06.0W6B-	6	0,1	13	57	21	6	6	☻
MC183-08.0W8B-	8	0,1	19	63	27	8	8	☻
MC183-10.0W10B-	10	0,1	22	72	32	10	10	☻
MC183-12.0W12B-	12	0,1	26	83	38	12	12	☻
MC183-16.0W16B-	16	0,15	32	92	44	16	16	☻

Shoulder milling $a_e \leq 0.05 \times D_c$ | Ordering example for the grade WB10TG: MC183-06.0W6B-WB10TG

D1

WALTER SELECT

●● Primary application ● Other application

Best tool for → Good = ☻ → Average = 😐 → Poor = ☹ machining conditions

☻ 😐 ☹ / ★ = New addition to the product range

www.isotool.se
Tel. 044 - 24 55 70

Solid carbide shoulder milling cutters

MC129 Advance mm



– Type N 60

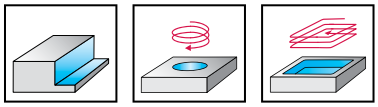

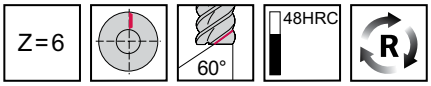

	P	M	K	N	S	H	O
WJ30TF	●●	●	●		●		

Tool

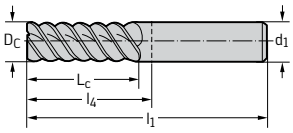

DIN 6535 HA

Designation	D_c h10 mm	l_{11} mm	L_c mm	l_1 mm	l_4 mm	d_1 mm	Z	WJ30TF
MC129-06.0A6B-	6	0,1	13	57	21	6	6	☺
MC129-08.0A6B-	8	0,1	19	63	27	8	6	☺
MC129-10.0A6B-	10	0,1	22	72	32	10	6	☺
MC129-12.0A6B-	12	0,1	26	83	38	12	6	☺
MC129-14.0A6B-	14	0,15	26	83	38	14	6	☺
MC129-16.0A6B-	16	0,15	32	92	44	16	6	☺
MC129-20.0A6B-	20	0,15	38	104	54	20	6	☺

Shoulder milling $a_e \leq 0.1 \times D_c$ | Ordering example for the grade WJ30TF: MC129-06.0A6B-WJ30TF

D1

WALTER SELECT

●● Primary application ● Other application

Best tool for ➔ Good = ☺ ➔ Average = 😐 ➔ Poor = ☹ machining conditions

New addition to the product range = ☺ 😐 ☹ / ★

www.isotool.se
Tel. 044 - 24 55 70

Solid carbide shoulder milling cutters

H4044918 mm

Protostar®



– Long reach
– Type HSC 30, mini

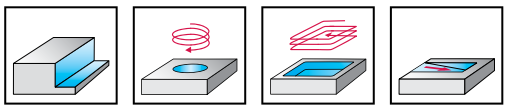



	P	M	K	N	S	H	O
TAX	●●			●			

Tool

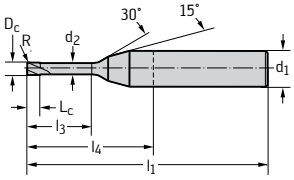

DIN 6535 HA

Designation	D_c h7 mm	R mm	L_c mm	l_3 mm	d_2 mm	l_1 mm	l_4 mm	d_1 mm	Z
H4044918-0.4-1	0,4	0,05	0,4	1	0,4	38	10	3	2
H4044918-0.4-2	0,4	0,05	0,4	2	0,4	38	10	3	2
H4044918-0.4-4	0,4	0,05	0,4	4	0,4	38	10	3	2
H4044918-0.5-1.25	0,5	0,05	0,5	1	0,5	38	10	3	2
H4044918-0.5-2.5	0,5	0,05	0,5	3	0,5	38	10	3	2
H4044918-0.5-5	0,5	0,05	0,5	5	0,5	38	10	3	2
H4044918-0.6-1.5	0,6	0,05	0,6	2	0,6	38	10	3	2
H4044918-0.6-3	0,6	0,05	0,6	3	0,6	38	10	3	2
H4044918-0.6-4.5	0,6	0,05	0,6	5	0,6	38	10	3	2
H4044918-0.8-2	0,8	0,05	0,8	2	0,8	38	10	3	2
H4044918-0.8-4	0,8	0,05	0,8	4	0,8	38	10	3	2
H4044918-0.8-6	0,8	0,05	0,8	6	0,8	38	10	3	2
H4044918-0.8-8	0,8	0,05	0,8	8	0,8	38	11,6	3	2
H4044918-1-10	1	0,1	1	10	1	60	32	3	2
H4044918-1-15	1	0,1	1	15	1	60	32	3	2
H4044918-1-2.5	1	0,1	1	3	1	38	10	3	2
H4044918-1-20	1	0,1	1	20	1	60	32	3	2
H4044918-1-5	1	0,1	1	5	1	60	32	3	2
H4044918-1-7.5	1	0,1	1	8	1	60	32	3	2
H4044918-1.5-15	1,5	0,15	1,5	15	1,5	60	32	3	2
H4044918-1.5-7.5	1,5	0,15	1,5	8	1,5	60	32	3	2
H4044918-2-10	2	0,2	2	10	2	60	32	3	2
H4044918-2-15	2	0,2	2	15	2	60	32	3	2
H4044918-2-20	2	0,2	2	20	2	60	32	3	2
H4044918-2-30	2	0,2	2	30	2	60	32	3	2
H4044918-2.5-12.5	2,5	0,25	2,5	13	2,5	60	32	3	2
H4044918-2.5-25	2,5	0,25	2,5	25	2,5	60	32	3	2
H4044918-3-15	3	0,3	3	15	3	60	32	3	2
H4044918-3-22.5	3	0,3	3	23	3	60	32	3	2
H4044918-3-30	3	0,3	3	30	3	60	32	3	2

Slot milling $a_p \leq 0.1 \times D_c$ | Shoulder milling $a_e \leq 0.05 \times D_c$

D1

WALTER SELECT

●● Primary application ● Other application

Best tool for → Good = 😊 → Average = 😐 → Poor = ☹ machining conditions

😊 😐 ☹ / ★ = New addition to the product range

www.isotool.se
Tel. 044 - 24 55 70

Solid carbide shoulder/slot milling cutters

MC341 Supreme mm



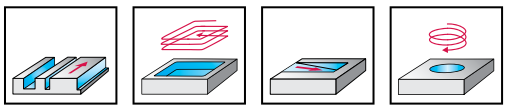

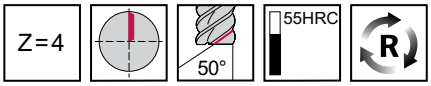

	P	M	K	N	S	H	O
WK40TZ	●●	●					

Tool

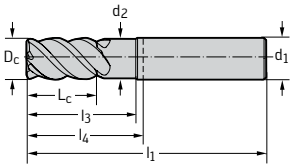

DIN 6535 HA

Designation	D_c h9 mm	l_{11} mm	L_c mm	l_3 mm	d_2 mm	l_1 mm	l_4 mm	d_1 mm	Z	WK40TZ
MC341-06.0A4P-	6	0,1	10	16	5,5	57	21	6	4	☻
MC341-08.0A4P-	8	0,1	13	22	7,6	63	27	8	4	☻
MC341-10.0A4P-	10	0,1	16	28	9,5	72	32	10	4	☻
MC341-12.0A4P-	12	0,1	19	33	11,4	83	38	12	4	☻
MC341-16.0A4P-	16	0,15	26	42	15,2	92	44	16	4	☻
MC341-20.0A4P-	20	0,15	32	52	19	104	54	20	4	☻

Slot milling $a_p \leq 1.5 \times D_c$ | Shoulder milling $a_e \leq 0.5 \times D_c$ | Ordering example for the grade WK40TZ: MC341-06.0A4P-WK40TZ

D1

WALTER SELECT

●● Primary application ● Other application

Best tool for ➔ Good = ☻ ➔ Average = 😐 ➔ Poor = ☹ machining conditions

Solid carbide plunge milling cutter

MD344 Supreme mm



– Long reach

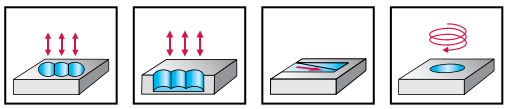

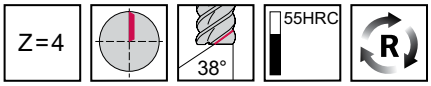

	P	M	K	N	S	H	O
WK40TP	●●	●	●		●		

Tool

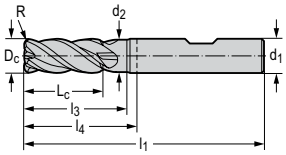

DIN 6535 HB

Designation	D_c h9 mm	R mm	L_c mm	l_3 mm	d_2 mm	l_1 mm	l_4 mm	d_1 h5 mm	Z	WK40TP
MD344-06.0W4B030C-	6	0,3	13	19	5,7	57	21	6	4	☺
MD344-08.0W4B040C-	8	0,4	19	25	7,6	63	27	8	4	☺
MD344-10.0W4B050C-	10	0,5	22	30	9,5	72	32	10	4	☺
MD344-12.0W4B060C-	12	0,6	26	36	11,4	83	38	12	4	☺
MD344-16.0W4B080C-	16	0,8	32	42	15,2	92	44	16	4	☺
MD344-20.0W4B100C-	20	1	38	52	19	104	54	20	4	☺

Slot milling $a_p \leq 1.5 \times D_c$ | Shoulder milling $a_e \leq 0.5 \times D_c$ | Ordering example for the grade WK40TP: MD344-06.0W4B030C-WK40TP

D1

WALTER SELECT

●● Primary application ● Other application

Best tool for → Good = ☺ → Average = 😐 → Poor = ☹ machining conditions

☺ 😐 ☹ / ★ = New addition to the product range

www.isotool.se
Tel. 044 - 24 55 70

Solid carbide shoulder/slot milling cutters

MD340 Supreme mm




– Long reach

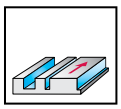
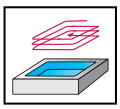
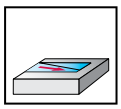
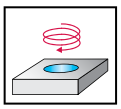



	P	M	K	N	S	H	O
WK40TP	●●	●	●		●		

Tool

Designation	D_c h9 mm	l_{11} mm	L_c mm	l_3 mm	d_2 mm	l_1 mm	l_4 mm	d_1 h5 mm	Z	WK40TP
MD340-02.0A3PC-	2	0,1	5	8	1,9	57	21	6	3	☺
MD340-03.0A3PC-	3	0,1	7	11	2,9	57	21	6	3	☺
MD340-04.0A3PC-	4	0,1	9	15	3,8	57	21	6	3	☺
MD340-05.0A3PC-	5	0,1	11	16	4,8	57	21	6	3	☺
MD340-06.0A3PC-	6	0,12	13	19	5,7	57	21	6	3	☺
MD340-08.0A3PC-	8	0,16	18	25	7,6	63	27	8	3	☺
MD340-10.0A3PC-	10	0,2	22	30	9,5	72	32	10	3	☺
MD340-12.0A3PC-	12	0,24	26	36	11,4	83	38	12	3	☺
MD340-16.0A3PC-	16	0,32	34	42	15,2	92	44	16	3	☺
MD340-20.0A3PC-	20	0,4	42	52	19	104	54	20	3	☺

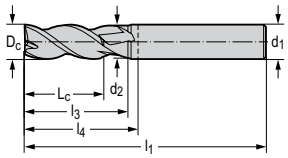

DIN 6535 HA

Designation	D_c h9 mm	l_{11} mm	L_c mm	l_3 mm	d_2 mm	l_1 mm	l_4 mm	d_1 h5 mm	Z	WK40TP
MD340-10.0W3PC-	10	0,2	22	30	9,5	72	32	10	3	☺
MD340-12.0W3PC-	12	0,24	26	36	11,4	83	38	12	3	☺
MD340-16.0W3PC-	16	0,32	34	42	15,2	92	44	16	3	☺
MD340-20.0W3PC-	20	0,4	42	52	19	104	54	20	3	☺

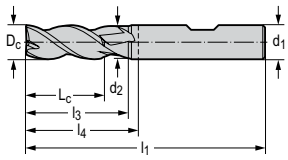

DIN 6535 HB

Slot milling $a_p \leq 2.0 \times D_c$ | Shoulder milling $a_e \leq 0.5 \times D_c$ | Ordering example for the grade WK40TP: MD340-02.0A3PC-WK40TP

D1

WALTER SELECT

●● Primary application ● Other application

Best tool for ➔ Good = ☺ ➔ Average = 😐 ➔ Poor = ☹ machining conditions

New addition to the product range = ☺ 😐 ☹ / ★

Solid carbide shoulder/slot milling cutters

MD340 Supreme inch



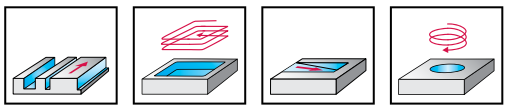



	P	M	K	N	S	H	O
WK40TP	●●		●				

Tool

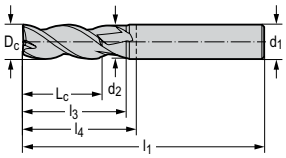

Cylindrical shank

Designation	D_c h9	D_c h9 inch	l_{11} inch	L_c inch	l_3 inch	d_2 inch	l_1 inch	l_4 inch	d_1 h5 inch	Z	WK40TP
MD340.1.58A3PC-	1/16"	0,0625		0,164	0,246	0,059	2,000	0,583	0,250	3	
MD340.2.38A3PC-	3/32"	0,0937	0,004	0,227	0,34	0,090	2,500	1,083	0,250	3	
MD340.3.18A3PC-	1/8"	0,1250	0,004	0,289	0,434	0,119	2,500	1,083	0,250	3	
MD340.4.76A3PC-	3/16"	0,1875	0,004	0,414	0,622	0,178	2,500	1,083	0,250	3	
MD340.6.35A3PC-	1/4"	0,2500	0,005	0,539	0,809	0,238	3,000	1,437	0,375	3	
MD340.7.93A3PC-	5/16"	0,3125	0,006	0,664	0,996	0,297	3,000	1,437	0,375	3	
MD340.9.53A3PC-	3/8"	0,3750	0,007	0,829	1,243	0,356	3,000	1,437	0,375	3	
MD340.11.1A3PC-	7/16"	0,4375	0,009	0,954	1,43	0,416	3,500	1,717	0,500	3	
MD340.12.7A3PC-	1/2"	0,5000	0,010	1,079	1,43	0,475	3,500	1,717	0,500	3	
MD340.15.9A3PC-	5/8"	0,6250	0,013	1,329	1,535	0,594	3,500	1,594	0,625	3	
MD340.19.1A3PC-	3/4"	0,7500	0,015	1,579	1,890	0,713	4,000	1,969	0,750	3	

Slot milling $a_p \leq 2.0 \times D_c$ | Shoulder milling $a_e \leq 0.5 \times D_c$ | Ordering example for the grade WK40TP: MD340.1.58A3PC-WK40TP

D1

WALTER SELECT

●● Primary application ● Other application

Best tool for → Good = → Average = → Poor = machining conditions

★ = New addition to the product range

www.isotool.se
Tel. 044 - 24 55 70

Solid carbide shoulder/slot milling cutters

MD340 Supreme inch



– Long reach

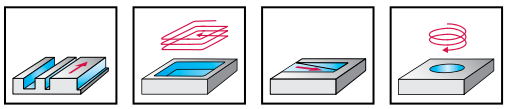



	P	M	K	N	S	H	O
WK40TP	●●	●	●		●		

Tool

Designation	D_c h9	D_c h9 inch	R inch	L_c inch	l_3 inch	d_2 inch	l_1 inch	l_4 inch	d_1 h5 inch	Z	WK40TP
MD340.9.53A3P038C-	3/8"	0,3750	0,015	0,829	1,243	0,356	3,000	1,437	0,375	3	☺

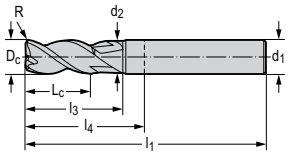

Cylindrical shank

Slot milling $a_p \leq 2.0 \times D_c$ | Shoulder milling $a_e \leq 0.5 \times D_c$ | Ordering example for the grade WK40TP: MD340.9.53A3P038C-WK40TP

D1

WALTER SELECT

●● Primary application ● Other application

Best tool for → Good = ☺ → Average = 😐 → Poor = ☹ machining conditions

www.isotool.se
Tel. 044 - 24 55 70

Solid carbide shoulder/slot milling cutters

MD340 Supreme mm



– Long reach

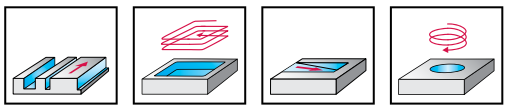



	P	M	K	N	S	H	O
WK40TP	●●	●	●		●		

Tool

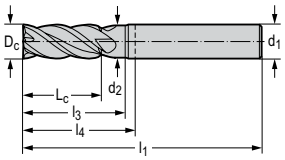

DIN 6535 HA

Designation	D_c h9 mm	l_{11} mm	L_c mm	l_3 mm	d_2 mm	l_1 mm	l_4 mm	d_1 h5 mm	Z	WK40TP
MD340-03.0A4BC-	3	0,1	5	9	2,9	57	21	6	4	☺
MD340-04.0A4BC-	4	0,1	7	11	3,8	57	21	6	4	☺
MD340-05.0A4BC-	5	0,1	8	14	4,8	57	21	6	4	☺
MD340-06.0A4BC-	6	0,12	10	16	5,7	57	21	6	4	☺
MD340-08.0A4BC-	8	0,16	19	25	7,6	63	27	8	4	☺
MD340-10.0A4BC-	10	0,2	22	30	9,5	72	32	10	4	☺
MD340-12.0A4BC-	12	0,24	26	36	11,4	83	38	12	4	☺
MD340-14.0A4BC-	14	0,28	26	36	13,3	83	38	14	4	☺
MD340-16.0A4BC-	16	0,32	32	42	15,2	92	44	16	4	☺
MD340-18.0A4BC-	18	0,36	32	42	17,1	92	44	18	4	☺
MD340-20.0A4BC-	20	0,4	38	52	19	104	54	20	4	☺

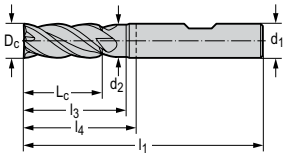

DIN 6535 HB

Designation	D_c h9 mm	l_{11} mm	L_c mm	l_3 mm	d_2 mm	l_1 mm	l_4 mm	d_1 h5 mm	Z	WK40TP
MD340-10.0W4BC-	10	0,2	22	30	9,5	72	32	10	4	☺
MD340-12.0W4BC-	12	0,24	26	36	11,4	83	38	12	4	☺
MD340-14.0W4BC-	14	0,28	26	36	13,3	83	38	14	4	☺
MD340-16.0W4BC-	16	0,32	32	42	15,2	92	44	16	4	☺
MD340-18.0W4BC-	18	0,36	32	42	17,1	92	44	18	4	☺
MD340-20.0W4BC-	20	0,4	38	52	19	104	54	20	4	☺

Slot milling $a_p \leq 1.5 \times D_c$ | Shoulder milling $a_e \leq 0.5 \times D_c$ | Ordering example for the grade WK40TP: MD340-03.0A4BC-WK40TP

D1

WALTER SELECT

●● Primary application ● Other application

Best tool for → Good = ☺ → Average = 😐 → Poor = ☹ machining conditions

☺ 😐 ☹ / ★ = New addition to the product range

www.isotool.se
Tel. 044 - 24 55 70

Solid carbide shoulder/slot milling cutters

MD340 Supreme inch



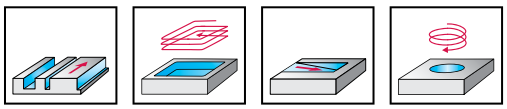



	P	M	K	N	S	H	O
WK40TP	●●	●	●		●		

Tool

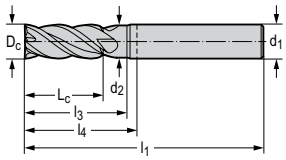

Cylindrical shank

Designation	D_c h9	D_c h9 inch	l_{11} inch	L_c inch	l_3 inch	d_2 inch	l_1 inch	l_4 inch	d_1 h5 inch	Z	WK40TP
MD340.6.35A4DC-	1/4"	0,2500	0,005	0,405	0,607	0,238	3,000	1,437	0,375	4	
MD340.7.93A4DC-	5/16"	0,3125	0,006	0,506	0,759	0,297	3,000	1,437	0,375	4	
MD340.9.53A4DC-	3/8"	0,3750	0,007	0,608	0,911	0,356	3,000	1,437	0,375	4	
MD340.12.7A4DC-	1/2"	0,5000	0,010	0,810	1,215	0,475	3,500	1,717	0,500	4	
MD340.15.9A4DC-	5/8"	0,6250	0,013	1,013	1,519	0,594	3,500	1,594	0,625	4	
MD340.19.1A4DC-	3/4"	0,7500	0,015	1,215	1,822	0,713	4,000	1,969	0,750	4	

Slot milling $a_p \leq 1.5 \times D_c$ | Shoulder milling $a_e \leq 0.5 \times D_c$ | Ordering example for the grade WK40TP: MD340.12.7A4DC-WK40TP

D1

WALTER SELECT

●● Primary application ● Other application

Best tool for → Good = ☺ → Average = 😐 → Poor = ☹ machining conditions

New addition to the product range = ☺ 😐 ☹ / ★

www.isotool.se
Tel. 044 - 24 55 70

Solid carbide shoulder/slot milling cutters

MD340 Supreme mm



– Long reach

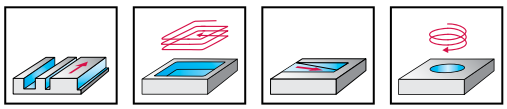



	P	M	K	N	S	H	O
WK40TP	●●	●	●		●		

Tool

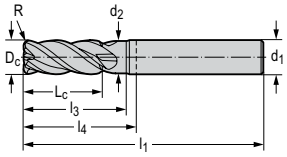

DIN 6535 HA

Designation	D_c h9 mm	R mm	L_c mm	l_3 mm	d_2 mm	l_1 mm	l_4 mm	d_1 h5 mm	Z	WK40TP
MD340-03.0A4B020C-	3	0,2	5	9	2,9	57	21	6	4	☺
MD340-03.0A4B050C-	3	0,5	5	9	2,9	57	21	6	4	☺
MD340-04.0A4B020C-	4	0,2	7	11	3,8	57	21	6	4	☺
MD340-04.0A4B050C-	4	0,5	7	11	3,8	57	21	6	4	☺
MD340-05.0A4B050C-	5	0,5	8	14	4,8	57	21	6	4	☺
MD340-05.0A4B100C-	5	1	8	14	4,8	57	21	6	4	☺
MD340-06.0A4B050C-	6	0,5	10	16	5,7	57	21	6	4	☺
MD340-06.0A4B100C-	6	1	10	16	5,7	57	21	6	4	☺
MD340-08.0A4B050C-	8	0,5	19	25	7,6	63	27	8	4	☺
MD340-08.0A4B100C-	8	1	19	25	7,6	63	27	8	4	☺
MD340-08.0A4B200C-	8	2	19	25	7,6	63	27	8	4	☺
MD340-10.0A4B050C-	10	0,5	22	30	9,5	72	32	10	4	☺
MD340-10.0A4B100C-	10	1	22	30	9,5	72	32	10	4	☺
MD340-10.0A4B200C-	10	2	22	30	9,5	72	32	10	4	☺
MD340-12.0A4B050C-	12	0,5	26	36	11,4	83	38	12	4	☺
MD340-12.0A4B100C-	12	1	26	36	11,4	83	38	12	4	☺
MD340-12.0A4B200C-	12	2	26	36	11,4	83	38	12	4	☺
MD340-16.0A4B050C-	16	0,5	32	42	15,2	92	44	16	4	☺
MD340-16.0A4B100C-	16	1	32	42	15,2	92	44	16	4	☺
MD340-16.0A4B200C-	16	2	32	42	15,2	92	44	16	4	☺
MD340-20.0A4B100C-	20	1	38	52	19	104	54	20	4	☺
MD340-20.0A4B200C-	20	2	38	52	19	104	54	20	4	☺
MD340-20.0A4B400C-	20	4	38	52	19	104	54	20	4	☺

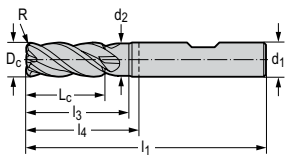

DIN 6535 HB

Designation	D_c h9 mm	R mm	L_c mm	l_3 mm	d_2 mm	l_1 mm	l_4 mm	d_1 h5 mm	Z	WK40TP
MD340-10.0W4B050C-	10	0,5	22	30	9,5	72	32	10	4	☺
MD340-10.0W4B100C-	10	1	22	30	9,5	72	32	10	4	☺
MD340-12.0W4B050C-	12	0,5	26	36	11,4	83	38	12	4	☺
MD340-12.0W4B100C-	12	1	26	36	11,4	83	38	12	4	☺
MD340-12.0W4B200C-	12	2	26	36	11,4	83	38	12	4	☺
MD340-16.0W4B050C-	16	0,5	32	42	15,2	92	44	16	4	☺
MD340-16.0W4B100C-	16	1	32	42	15,2	92	44	16	4	☺
MD340-16.0W4B200C-	16	2	32	42	15,2	92	44	16	4	☺
MD340-20.0W4B100C-	20	1	38	52	19	104	54	20	4	☺
MD340-20.0W4B200C-	20	2	38	52	19	104	54	20	4	☺
MD340-20.0W4B400C-	20	4	38	52	19	104	54	20	4	☺

Slot milling $a_p \leq 1.5 \times D_c$ | Shoulder milling $a_e \leq 0.5 \times D_c$ | Ordering example for the grade WK40TP: MD340-03.0A4B020C-WK40TP

D1

WALTER SELECT

●● Primary application ● Other application

Best tool for → Good = ☺ → Average = 😐 → Poor = ☹ machining conditions

☺ 😐 ☹ / ★ = New addition to the product range

www.isotool.se
Tel. 044 - 24 55 70

Solid carbide shoulder/slot milling cutters

MD340 Supreme inch



– Long reach

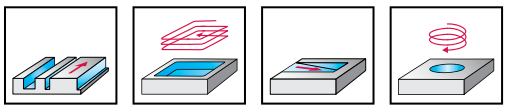



	P	M	K	N	S	H	O
WK40TP	●●	●	●		●		

Tool

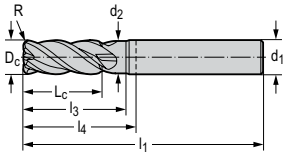

Cylindrical shank

Designation	D_c h9	D_c h9 inch	R inch	L_c inch	l_3 inch	d_2 inch	l_1 inch	l_4 inch	d_1 h5 inch	Z	WK40TP
MD340.9.53A4D076C-	3/8"	0,3750	0,030	0,608	0,911	0,356	3,000	1,437	0,375	4	
MD340.12.7A4D076C-	1/2"	0,5000	0,030	0,810	1,215	0,475	3,500	1,717	0,500	4	

Slot milling $a_p \leq 1.5 \times D_c$ | Shoulder milling $a_e \leq 0.5 \times D_c$ | Ordering example for the grade WK40TP: MD340.12.7A4D076C-WK40TP

D1

WALTER SELECT

●● Primary application ● Other application

Best tool for → Good = ☺ → Average = 😐 → Poor = ☹ machining conditions

New addition to the product range = ☺ 😐 ☹ / ★

www.isotool.se
Tel. 044 - 24 55 70

Solid carbide shoulder/slot milling cutters

MD340 Supreme mm



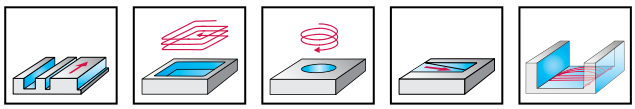



	P	M	K	N	S	H	O
WK40TP	●●	●	●		●		

Tool

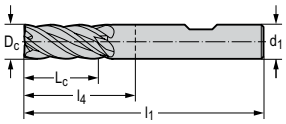

DIN 6535 HB

Designation	D_c h9 mm	l_{11} mm	L_c mm	l_1 mm	l_4 mm	d_1 h5 mm	Z	WK40TP
MD340-06.0W5B-	6	0,12	13	57	21	6	5	☺
MD340-08.0W5B-	8	0,16	19	63	27	8	5	☺
MD340-10.0W5B-	10	0,2	22	72	32	10	5	☺
MD340-12.0W5B-	12	0,24	26	83	38	12	5	☺
MD340-16.0W5B-	16	0,32	32	92	44	16	5	☺
MD340-20.0W5B-	20	0,4	38	104	54	20	5	☺
MD340-25.0W5B-	25	0,5	45	121	65	25	5	☺

Slot milling $a_p \leq 1.0 \times D_c$ | Shoulder milling $a_e \leq 0.5 \times D_c$ | Ordering example for the grade WK40TP: MD340-06.0W5B-WK40TP

D1

WALTER SELECT

●● Primary application ● Other application

Best tool for → Good = ☺ → Average = 😐 → Poor = ☹ machining conditions

☺ 😐 ☹ / ★ = New addition to the product range

www.isotool.se
Tel. 044 - 24 55 70

Solid carbide shoulder/slot milling cutters

MD340 Supreme inch



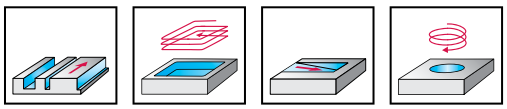



	P	M	K	N	S	H	O
WK40TP	●●	●	●		●		

Tool

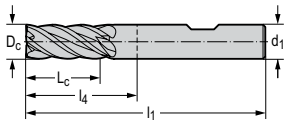

DIN 6535 HB

Designation	D_c h9	D_c h9 inch	l_{11} inch	L_c inch	l_1 inch	l_4 inch	d_1 h5 inch	Z	WK40TP
MD340.9.53W5D-	3/8"	0,3750	0,007	0,875	3,000	1,437	0,375	5	☺
MD340.12.7W5D-	1/2"	0,5000	0,010	1,063	3,500	1,717	0,500	5	☺
MD340.15.9W5D-	5/8"	0,6250	0,013	1,250	3,500	1,594	0,625	5	☺

Slot milling $a_p \leq 1.0 \times D_c$ | Shoulder milling $a_e \leq 0.5 \times D_c$ | Ordering example for the grade WK40TP: MD340.12.7W5D-WK40TP

D1

WALTER SELECT

●● Primary application ● Other application

Best tool for → Good = ☺ → Average = 😐 → Poor = ☹ machining conditions

New addition to the product range = ☺ 😐 ☹ / ★

www.isotool.se
Tel. 044 - 24 55 70

Solid carbide shoulder/slot milling cutters

MD340 Supreme mm



– Long reach

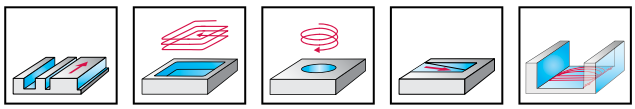



	P	M	K	N	S	H	O
WK40TP	●●	●	●		●		

Tool

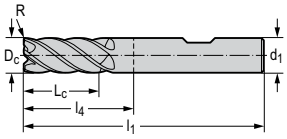

DIN 6535 HB

Designation	D_c h9 mm	R mm	L_c mm	l_1 mm	l_4 mm	d_1 h5 mm	Z	WK40TP
MD340-06.0W5B100-	6	1	13	57	21	6	5	
MD340-08.0W5B050-	8	0,5	19	63	27	8	5	
MD340-08.0W5B100-	8	1	19	63	27	8	5	
MD340-08.0W5B200-	8	2	19	63	27	8	5	
MD340-10.0W5B050-	10	0,5	22	72	32	10	5	
MD340-10.0W5B100-	10	1	22	72	32	10	5	
MD340-12.0W5B050-	12	0,5	26	83	38	12	5	
MD340-12.0W5B100-	12	1	26	83	38	12	5	
MD340-12.0W5B200-	12	2	26	83	38	12	5	
MD340-16.0W5B050-	16	0,5	32	92	44	16	5	
MD340-16.0W5B100-	16	1	32	92	44	16	5	
MD340-16.0W5B200-	16	2	32	92	44	16	5	

Nutfräsen $a_p \leq 1{,}0 \times D_c$ | Eckfräsen $a_e \leq 0{,}3 \times D_c$ | Eckfräsen $a_e \leq 0{,}5 \times D_a$ | Bestellbeispiel für die Sorte WK40TP: MD340-06.0W5B100-WK40TP

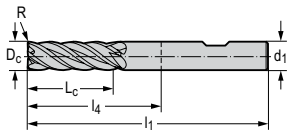

DIN 6535 HB

Bezeichnung	D_c h9 mm	R mm	L_c mm	l_1 mm	l_4 mm	d_1 h5 mm	Z	WK40TP
MD340-06.0W5L030J-	6	0,3	18	65	29	6	5	
MD340-08.0W5L040J-	8	0,4	24	80	44	8	5	
MD340-10.0W5L050J-	10	0,5	30	100	60	10	5	
MD340-12.0W5L060J-	12	0,6	36	100	55	12	5	
MD340-16.0W5L080J-	16	0,8	48	115	67	16	5	
MD340-20.0W5L100J-	20	1	60	125	75	20	5	

Slot milling $a_p \leq 1.0 \times D_c$ | Shoulder milling $a_e \leq 0.3 \times D_c$ | Shoulder milling $a_e \leq 0.5 \times D_a$ | Ordering example for the grade WK40TP: MD340-06.0W5B100-WK40TP

D1

WALTER SELECT

●● Primary application ● Other application

Best tool for → Good = ☺ → Average = 😐 → Poor = ☹ machining conditions

☺ 😐 ☹ / ★ = New addition to the product range

www.isotool.se
Tel. 044 - 24 55 70

Solid carbide shoulder/slot milling cutters

MD340 Supreme inch



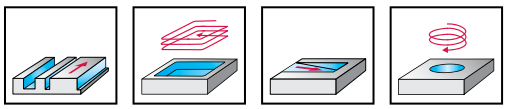



	P	M	K	N	S	H	O
WK40TP	●●	●	●		●		

Tool

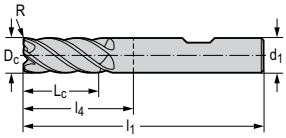

DIN 6535 HB

Designation	D_c h9	D_c h9 inch	R inch	L_c inch	l_1 inch	l_4 inch	d_1 h5 inch	Z	WK40TP
MD340.9.53W5D076-	3/8"	0,3750	0,030	0,875	3,000	1,437	0,375	5	☺
MD340.12.7W5D076-	1/2"	0,5000	0,030	1,063	3,500	1,717	0,500	5	☺
MD340.12.7W5D152-	1/2"	0,5000	0,060	1,063	3,500	1,717	0,500	5	☺
MD340.19.1W5D076-	3/4"	0,7500	0,030	1,500	4,000	1,969	0,750	5	☺
MD340.19.1W5D152-	3/4"	0,7500	0,060	1,500	4,000	1,969	0,750	5	☺

Slot milling $a_p \leq 1.0 \times D_c$ | Shoulder milling $a_e \leq 0.5 \times D_c$ | Ordering example for the grade WK40TP: MD340.12.7W5D076-WK40TP

D1

WALTER SELECT

●● Primary application ● Other application

Best tool for → Good = ☺ → Average = 😐 → Poor = ☹ machining conditions

New addition to the product range = ☺ 😐 ☹ / ★

www.isotool.se
Tel. 044 - 24 55 70

Solid carbide shoulder/slot milling cutters

H2034217 / H2134217 mm

Proto·max™ Inox



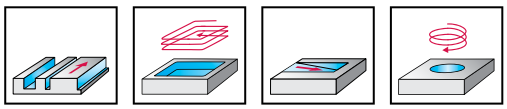

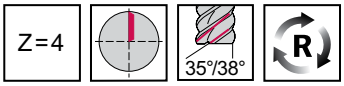

	P	M	K	N	S	H	O
TAA		●●			●		

Tool	Designation	D_c h10 mm	l_{11} mm	L_c mm	l_1 mm	l_4 mm	d_1 mm	Z
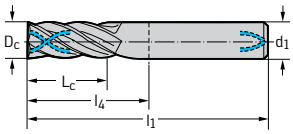 DIN 6535 HA	H2034217-6	6	0,1	13	57	21	6	4
	H2034217-8	8	0,1	19	63	27	8	4
	H2034217-10	10	0,1	22	72	32	10	4
	H2034217-12	12	0,1	26	83	38	12	4
	H2034217-14	14	0,15	26	83	38	14	4
	H2034217-16	16	0,15	32	92	44	16	4
	H2034217-20	20	0,15	38	104	54	20	4
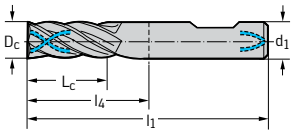 DIN 6535 HB	H2134217-10	10	0,1	22	72	32	10	4
	H2134217-12	12	0,1	26	83	38	12	4
	H2134217-14	14	0,15	26	83	38	14	4
	H2134217-16	16	0,15	32	92	44	16	4
	H2134217-20	20	0,15	38	104	54	20	4

Slot milling $a_p \leq 1.0 \times D_c$ | Shoulder milling $a_e \leq 0.6 \times D_c$

D1

WALTER SELECT

●● Primary application ● Other application

Best tool for → Good = 😊 → Average = 😐 → Poor = ☹ machining conditions

😊 😐 ☹ / ★ = New addition to the product range

www.isotool.se
Tel. 044 - 24 55 70

Solid carbide shoulder/slot milling cutter

AH2034217 inch

Proto·max™ Inox



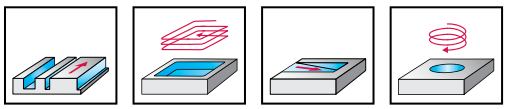

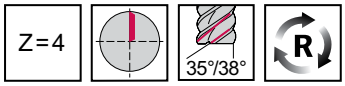

	P	M	K	N	S	H	O
TAA		●●			●		

Tool

Designation	D_c h10	D_c h10 inch	l_{11} inch	L_c inch	l_1 inch	l_4 inch	d_1 inch	Z
AH2034217-1/2	1/2"	0,5000	0,006	1,000	3,500	1,717	0,500	4
AH2034217-5/8	5/8"	0,6250	0,006	1,250	3,500	1,594	0,625	4
AH2034217-3/4	3/4"	0,7500	0,006	1,500	4,000	1,969	0,750	4

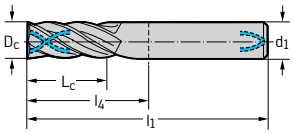

Cylindrical shank

Slot milling $a_p \leq 1.0 \times D_c$ | Shoulder milling $a_e \leq 0.6 \times D_c$

D1

WALTER SELECT

●● Primary application ● Other application

Best tool for → Good = → Average = → Poor = machining conditions

www.isotool.se
Tel. 044 - 24 55 70

Solid carbide shoulder/slot milling cutters

H2038217 / H2138217 mm

Proto·max™ Inox



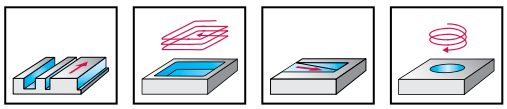

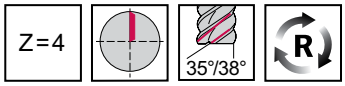

	P	M	K	N	S	H	O
TAA		●●			●		

Tool	Designation	D_c h9 mm	R mm	L_c mm	l_1 mm	l_4 mm	d_1 mm	Z
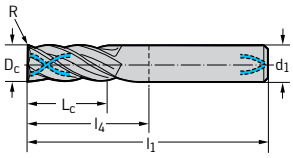 DIN 6535 HA	H2038217-6-0.5	6	0,5	13	57	21	6	4
	H2038217-6-1	6	1	13	57	21	6	4
	H2038217-8-0.5	8	0,5	19	63	27	8	4
	H2038217-8-1	8	1	19	63	27	8	4
	H2038217-8-2	8	2	19	63	27	8	4
	H2038217-10-0.5	10	0,5	22	72	32	10	4
	H2038217-10-1	10	1	22	72	32	10	4
	H2038217-10-2	10	2	22	72	32	10	4
	H2038217-10-3	10	3	22	72	32	10	4
	H2038217-12-0.5	12	0,5	26	83	38	12	4
	H2038217-12-1	12	1	26	83	38	12	4
	H2038217-12-2	12	2	26	83	38	12	4
	H2038217-12-3	12	3	26	83	38	12	4
	H2038217-16-0.5	16	0,5	32	92	44	16	4
	H2038217-16-1	16	1	32	92	44	16	4
	H2038217-16-2	16	2	32	92	44	16	4
	H2038217-16-3	16	3	32	92	44	16	4
	H2038217-20-1	20	1	38	104	54	20	4
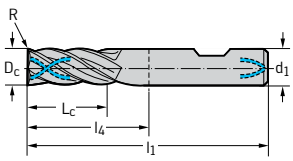 DIN 6535 HB	H2138217-10-0.5	10	0,5	22	72	32	10	4
	H2138217-10-1	10	1	22	72	32	10	4
	H2138217-10-2	10	2	22	72	32	10	4
	H2138217-12-0.5	12	0,5	26	83	38	12	4
	H2138217-12-1	12	1	26	83	38	12	4
	H2138217-12-2	12	2	26	83	38	12	4
	H2138217-12-3	12	3	26	83	38	12	4
	H2138217-16-0.5	16	0,5	32	92	44	16	4
	H2138217-16-1	16	1	32	92	44	16	4
	H2138217-16-2	16	2	32	92	44	16	4
	H2138217-16-3	16	3	32	92	44	16	4
	H2138217-20-1	20	1	38	104	54	20	4
	H2138217-20-2	20	2	38	104	54	20	4
	H2138217-20-3	20	3	38	104	54	20	4
	H2138217-20-4	20	4	38	104	54	20	4

Slot milling $a_p \leq 1.0 \times D_c$ | Shoulder milling $a_e \leq 0.6 \times D_c$

D1

WALTER SELECT

●● Primary application ● Other application

Best tool for → Good = ☺ → Average = 😐 → Poor = ☹ machining conditions

☺ 😐 ☹ / ★ = New addition to the product range

www.isotool.se
Tel. 044 - 24 55 70

Solid carbide shoulder/slot milling cutters

MC251 Advance mm



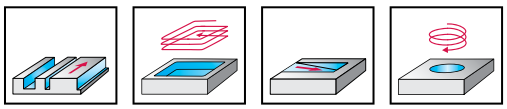

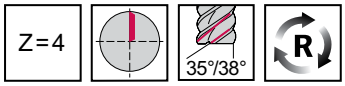

	P	M	K	N	S	H	O
WK40RC		●●			●		

Tool

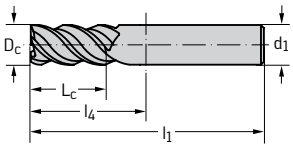

DIN 6535 HA

Designation	D_c h10 mm	l_{11} mm	L_c mm	l_1 mm	l_4 mm	d_1 mm	Z	WK40RC
MC251-03.0-A4B-	3		8	57	21	6	4	
MC251-04.0-A4B-	4	0,1	11	57	21	6	4	
MC251-05.0-A4B-	5	0,1	13	57	21	6	4	
MC251-06.0-A4B-	6	0,1	13	57	21	6	4	
MC251-08.0-A4B-	8	0,1	19	63	27	8	4	
MC251-10.0-A4B-	10	0,1	22	72	32	10	4	
MC251-12.0-A4B-	12	0,1	26	83	38	12	4	
MC251-16.0-A4B-	16	0,15	32	92	44	16	4	
MC251-20.0-A4B-	20	0,15	38	104	54	20	4	

Slot milling $a_p \leq 1.0 \times D_c$ | Shoulder milling $a_e \leq 0.6 \times D_c$ | Ordering example for the grade WK40RC: MC251-03.0-A4B-WK40RC

D1

WALTER SELECT

●● Primary application ● Other application

Best tool for → Good = ☺ → Average = 😐 → Poor = ☹ machining conditions

New addition to the product range = ☺ 😐 ☹ / ★

www.isotool.se
Tel. 044 - 24 55 70

Solid carbide shoulder/slot milling cutters

MC251 Advance mm



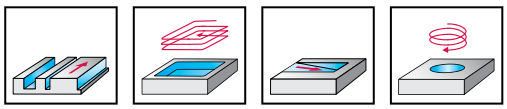

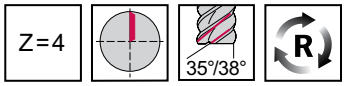

	P	M	K	N	S	H	O
WK40RC		●●			●		

Tool

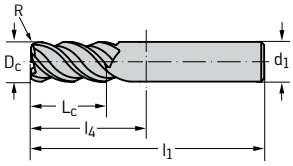

DIN 6535 HA

Designation	D_c h9 mm	R mm	L_c mm	l_1 mm	l_4 mm	d_1 mm	Z	WK40RC
MC251-03.0-A4B020-	3	0,2	8	57	21	6	4	☺
MC251-03.0-A4B050-	3	0,5	8	57	21	6	4	☺
MC251-04.0-A4B020-	4	0,2	11	57	21	6	4	☺
MC251-04.0-A4B050-	4	0,5	11	57	21	6	4	☺
MC251-05.0-A4B050-	5	0,5	13	57	21	6	4	☺
MC251-05.0-A4B100-	5	1	13	57	21	6	4	☺
MC251-06.0-A4B050-	6	0,5	13	57	21	6	4	☺
MC251-06.0-A4B100-	6	1	13	57	21	6	4	☺
MC251-08.0-A4B050-	8	0,5	19	63	27	8	4	☺
MC251-08.0-A4B100-	8	1	19	63	27	8	4	☺
MC251-08.0-A4B200-	8	2	19	63	27	8	4	☺
MC251-10.0-A4B050-	10	0,5	22	72	32	10	4	☺
MC251-10.0-A4B100-	10	1	22	72	32	10	4	☺
MC251-10.0-A4B200-	10	2	22	72	32	10	4	☺
MC251-10.0-A4B300-	10	3	22	72	32	10	4	☺
MC251-12.0-A4B050-	12	0,5	26	83	38	12	4	☺
MC251-12.0-A4B100-	12	1	26	83	38	12	4	☺
MC251-12.0-A4B165-	12	1,65	26	83	38	12	4	☺
MC251-12.0-A4B200-	12	2	26	83	38	12	4	☺
MC251-12.0-A4B300-	12	3	26	83	38	12	4	☺
MC251-16.0-A4B050-	16	0,5	32	92	44	16	4	☺
MC251-16.0-A4B100-	16	1	32	92	44	16	4	☺
MC251-16.0-A4B200-	16	2	32	92	44	16	4	☺
MC251-20.0-A4B100-	20	1	38	104	54	20	4	☺
MC251-20.0-A4B165-	20	1,65	38	104	54	20	4	☺
MC251-20.0-A4B600-	20	6	38	104	54	20	4	☺

Slot milling $a_p \leq 1.0 \times D_c$ | Shoulder milling $a_e \leq 0.6 \times D_c$ | Ordering example for the grade WK40RC: MC251-03.0-A4B020-WK40RC

D1

WALTER SELECT

●● Primary application ● Other application

Best tool for → Good = ☺ → Average = 😐 → Poor = ☹ machining conditions

☺ 😐 ☹ / ★ = New addition to the product range

www.isotool.se
Tel. 044 - 24 55 70

Solid carbide shoulder/slot milling cutters

MD266 Supreme mm



– Long reach

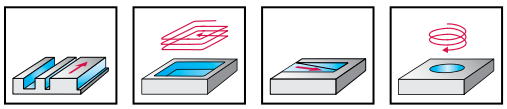

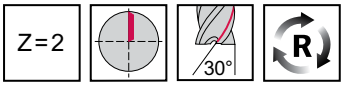

	P	M	K	N	S	H	O
WJ30UU				●●			

Tool

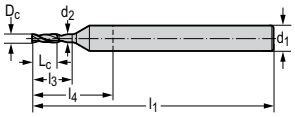

DIN 6535 HA

Designation	D_c h10 mm	l_{11} mm	L_c mm	l_3 mm	l_1 mm	l_4 mm	d_2 mm	d_1 mm	Z	WJ30UU
MD266-02.0A2BE-	2		6	10	57	20	1,9	6	2	☺
MD266-03.0A2BD-	3		7,5	12	57	20	2,9	6	2	☺
MD266-04.0A2BD-	4	0,1	8	16	57	20	3,8	6	2	☺
MD266-05.0A2BC-	5	0,1	10	18	57	20	4,8	6	2	☺
MD266-05.0A2LD-	5	0,1	7,5	20	65	26	4,8	6	2	☺

Nutfräsen $a_p \leq 0{,}9 \times D_c$ | Eckfräsen $a_e \leq 0{,}6 \times D_c$ | Bestellbeispiel für die Sorte WJ30UU: MD266-02.0A2BE-WJ30UU

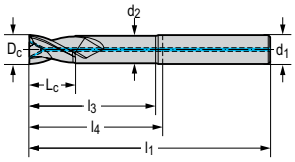

DIN 6535 HA

Bezeichnung	D_c h10 mm	l_{11} mm	L_c mm	l_3 mm	l_1 mm	l_4 mm	d_2 mm	d_1 mm	Z	WJ30UU
MD266-06.0A2LD-	6	0,1	10,5	25	65	26	5,7	6	2	☺
MD266-08.0A2LE-	8	0,1	12	42	80	43	7,6	8	2	☺
MD266-10.0A2BC-	10	0,1	20	30	72	31	9,5	10	2	☺
MD266-10.0A2LD-	10	0,1	15	48	90	49	9,5	10	2	☺
MD266-12.0A2LD-	12	0,1	18	53	100	54	11,4	12	2	☺
MD266-16.0A2LD-	16	0,15	24	65	115	66	15,2	16	2	☺
MD266-20.0A2LC-	20	0,15	25	73	125	74	19	20	2	☺

Slot milling $a_p \leq 0.9 \times D_c$ | Shoulder milling $a_e \leq 0.6 \times D_c$ | Ordering example for the grade WJ30UU: MD266-02.0A2BE-WJ30UU

D1

WALTER SELECT

●● Primary application ● Other application

Best tool for ➔ Good = ☺ ➔ Average = 😐 ➔ Poor = ☹ machining conditions

New addition to the product range = ☺ 😐 ☹ / ★

www.isotool.se
Tel. 044 - 24 55 70

Solid carbide shoulder/slot milling cutters

MD266 Supreme mm



– Long reach

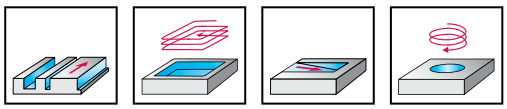

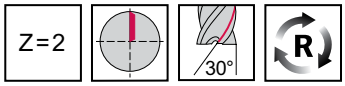

	P	M	K	N	S	H	O
WJ30UU				●●			

Tool

Designation	D_c h9 mm	R mm	L_c mm	l_3 mm	l_1 mm	l_4 mm	d_2 mm	d_1 mm	Z	WJ30UU
MD266-02.0A2B020E-	2	0,2	6	10	57	20	1,9	6	2	☺
MD266-03.0A2B030D-	3	0,3	7,5	12	57	20	2,9	6	2	☺
MD266-04.0A2B030D-	4	0,3	8	16	57	20	3,8	6	2	☺
MD266-05.0A2B050C-	5	0,5	10	18	57	20	4,8	6	2	☺
MD266-05.0A2L050D-	5	0,5	7,5	20	65	26	4,8	6	2	☺

DIN 6535 HA

Nutfräsen $a_p \leq 0,9 \times D_c$ | Eckfräsen $a_e \leq 0,6 \times D_c$ | Bestellbeispiel für die Sorte WJ30UU: MD266-02.0A2B020E-WJ30UU

Bezeichnung	D_c h9 mm	R mm	L_c mm	l_3 mm	l_1 mm	l_4 mm	d_2 mm	d_1 mm	Z	WJ30UU
MD266-06.0A2L050D-	6	0,5	10,5	25	65	26	5,7	6	2	☺
MD266-06.0A2L100D-	6	1	10,5	25	65	26	5,7	6	2	☺
MD266-08.0A2L050E-	8	0,5	12	42	80	43	7,6	8	2	☺
MD266-08.0A2L100E-	8	1	12	42	80	43	7,6	8	2	☺
MD266-08.0A2L200E-	8	2	12	42	80	43	7,6	8	2	☺
MD266-10.0A2B050C-	10	0,5	20	30	72	31	9,5	10	2	☺
MD266-10.0A2B100C-	10	1	20	30	72	31	9,5	10	2	☺
MD266-10.0A2B200C-	10	2	20	30	72	31	9,5	10	2	☺
MD266-10.0A2L050D-	10	0,5	15	48	90	49	9,5	10	2	☺
MD266-10.0A2L100D-	10	1	15	48	90	49	9,5	10	2	☺
MD266-10.0A2L200D-	10	2	15	48	90	49	9,5	10	2	☺
MD266-12.0A2L050D-	12	0,5	18	53	100	54	11,4	12	2	☺
MD266-12.0A2L200D-	12	2	18	53	100	54	11,4	12	2	☺
MD266-12.0A2L300D-	12	3	18	53	100	54	11,4	12	2	☺
MD266-16.0A2L050D-	16	0,5	24	65	115	66	15,2	16	2	☺
MD266-16.0A2L200D-	16	2	24	65	115	66	15,2	16	2	☺
MD266-16.0A2L300D-	16	3	24	65	115	66	15,2	16	2	☺
MD266-16.0A2L400D-	16	4	24	65	115	66	15,2	16	2	☺
MD266-20.0A2L050C-	20	0,5	25	73	125	74	19	20	2	☺
MD266-20.0A2L400C-	20	4	25	73	125	74	19	20	2	☺

DIN 6535 HA

Slot milling $a_p \leq 0.9 \times D_c$ | Shoulder milling $a_e \leq 0.6 \times D_c$ | Ordering example for the grade WJ30UU: MD266-02.0A2B020E-WJ30UU

D1

WALTER SELECT

●● Primary application ● Other application

Best tool for → Good = ☺ → Average = 😐 → Poor = ☹ machining conditions

☺ 😐 ☹ / ★ = New addition to the product range

www.isotool.se
Tel. 044 - 24 55 70

Solid carbide shoulder/slot milling cutters

MD266 Supreme mm



– Long reach

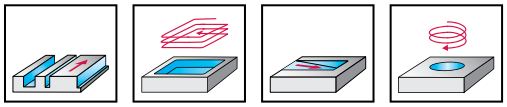

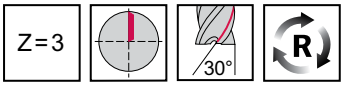

	P	M	K	N	S	H	O
WJ30UU				●●			

Tool

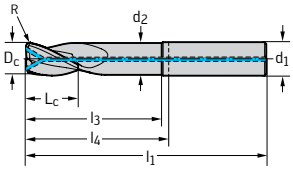

DIN 6535 HA

Designation	D_c h9 mm	R mm	L_c mm	l_3 mm	l_1 mm	l_4 mm	d_2 mm	d_1 mm	Z	WJ30UU
MD266-10.0A3B050C-	10	0,5	20	30	72	31	9,5	10	3	☺
MD266-10.0A3B100C-	10	1	20	30	72	31	9,5	10	3	☺
MD266-10.0A3B200C-	10	2	20	30	72	31	9,5	10	3	☺
MD266-10.0A3L050D-	10	0,5	15	48	90	49	9,5	10	3	☺
MD266-10.0A3L100D-	10	1	15	48	90	49	9,5	10	3	☺
MD266-10.0A3L200D-	10	2	15	48	90	49	9,5	10	3	☺
MD266-12.0A3B050C-	12	0,5	24	36	83	37	11,4	12	3	☺
MD266-12.0A3B200C-	12	2	24	36	83	37	11,4	12	3	☺
MD266-12.0A3B300C-	12	3	24	36	83	37	11,4	12	3	☺
MD266-12.0A3L050D-	12	0,5	18	53	100	54	11,4	12	3	☺
MD266-12.0A3L200D-	12	2	18	53	100	54	11,4	12	3	☺
MD266-12.0A3L300D-	12	3	18	53	100	54	11,4	12	3	☺
MD266-12.0A3X050E-	12	0,5	12	68	115	69	11,4	12	3	☺
MD266-12.0A3X200E-	12	2	12	68	115	69	11,4	12	3	☺
MD266-12.0A3X300E-	12	3	12	68	115	69	11,4	12	3	☺
MD266-16.0A3B050C-	16	0,5	32	42	92	43	15,2	16	3	☺
MD266-16.0A3B200C-	16	2	32	42	92	43	15,2	16	3	☺
MD266-16.0A3B300C-	16	3	32	42	92	43	15,2	16	3	☺
MD266-16.0A3B400C-	16	4	32	42	92	43	15,2	16	3	☺
MD266-16.0A3L050D-	16	0,5	24	65	115	66	15,2	16	3	☺
MD266-16.0A3L200D-	16	2	24	65	115	66	15,2	16	3	☺
MD266-16.0A3L300D-	16	3	24	65	115	66	15,2	16	3	☺
MD266-16.0A3L400D-	16	4	24	65	115	66	15,2	16	3	☺
MD266-16.0A3X050E-	16	0,5	16	80	130	81	15,2	16	3	☺
MD266-16.0A3X200E-	16	2	16	80	130	81	15,2	16	3	☺
MD266-16.0A3X300E-	16	3	16	80	130	81	15,2	16	3	☺
MD266-16.0A3X400E-	16	4	16	80	130	81	15,2	16	3	☺
MD266-20.0A3L050C-	20	0,5	25	73	125	74	19	20	3	☺
MD266-20.0A3L300C-	20	3	25	73	125	74	19	20	3	☺
MD266-20.0A3L400C-	20	4	25	73	125	74	19	20	3	☺
MD266-20.0A3X050D-	20	0,5	20	88	140	89	19	20	3	☺
MD266-20.0A3X300D-	20	3	20	88	140	89	19	20	3	☺
MD266-20.0A3X400D-	20	4	20	88	140	89	19	20	3	☺
MD266-25.0A3B050B-	25	0,5	43,75	52	110	53	23,8	25	3	☺

Slot milling $a_p \leq 0.9 \times D_c$ | Shoulder milling $a_e \leq 0.6 \times D_c$ | Ordering example for the grade WJ30UU: MD266-10.0A3B050C-WJ30UU

WALTER SELECT

●● Primary application ● Other application

Best tool for → Good = ☺ → Average = 😐 → Poor = ☹ machining conditions

Tool

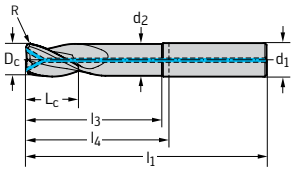

DIN 6535 HA

Designation	D_c h9 mm	R mm	L_c mm	l_3 mm	l_1 mm	l_4 mm	d_2 mm	d_1 mm	Z	WJ30UU
MD266-25.0A3B400B-	25	4	43,75	52	110	53	23,8	25	3	☺
MD266-25.0A3L050B-	25	0,5	37,5	72	130	73	23,8	25	3	☺
MD266-25.0A3L300B-	25	3	37,5	72	130	73	23,8	25	3	☺
MD266-25.0A3L400B-	25	4	37,5	72	130	73	23,8	25	3	☺
MD266-25.0A3X050C-	25	0,5	25	92	150	93	23,8	25	3	☺
MD266-25.0A3X400C-	25	4	25	92	150	93	23,8	25	3	☺

Slot milling $a_p \leq 0.9 \times D_c$ | Shoulder milling $a_e \leq 0.6 \times D_c$ | Ordering example for the grade WJ30UU: MD266-10.0A3B050C-WJ30UU

D1

WALTER SELECT

●● Primary application ● Other application

Best tool for ➔ Good = ☺ ➔ Average = 😐 ➔ Poor = ☹ machining conditions

☺ 😐 ☹ / ★ = New addition to the product range

www.isotool.se
Tel. 044 - 24 55 70

Solid carbide shoulder/slot milling cutters

MC267 Advance mm



– Type AI 45

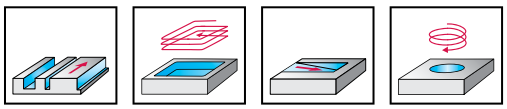

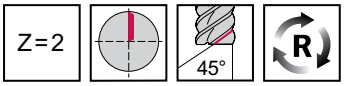

	P	M	K	N	S	H	O
WJ30UU				●●			

Tool

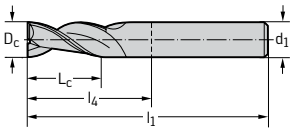

DIN 6535 HA

Designation	D_c h10 mm	l_{11} mm	L_c mm	l_4 mm	l_1 mm	d_1 h6 mm	Z	WJ30UU
MC267-01.0A2B-	1		3	21	57	6	2	☻
MC267-01.5A2B-	1,5		3	21	57	6	2	☻
MC267-02.0A2B-	2		6	21	57	6	2	☻
MC267-02.5A2B-	2,5		7	21	57	6	2	☻
MC267-03.0A2B-	3		7	21	57	6	2	☻
MC267-03.5A2B-	3,5		7	21	57	6	2	☻
MC267-04.0A2B-	4	0,1	8	21	57	6	2	☻

Slot milling $a_p \leq 1.0 \times D_c$ | Shoulder milling $a_e \leq 0.3 \times D_c$ | Ordering example for the grade WJ30UU: MC267-01.0A2B-WJ30UU

D1

WALTER SELECT

●● Primary application ● Other application

Best tool for ➔ Good = ☻ ➔ Average = 😐 ➔ Poor = ☹ machining conditions

www.isotool.se
Tel. 044 - 24 55 70

Solid carbide shoulder/slot milling cutters

MC267 Advance mm



– Type AI 45

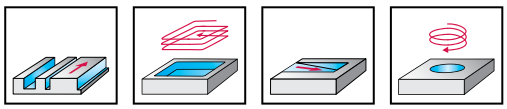

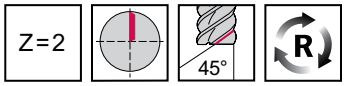

	P	M	K	N	S	H	O
WJ30UU				●●			

Tool

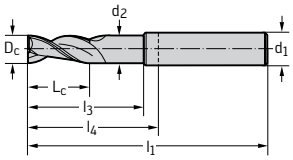

DIN 6535 HA

Designation	D_c h10 mm	l_{11} mm	L_c mm	l_3 mm	l_4 mm	l_1 mm	d_2 mm	d_1 h6 mm	Z	WJ30UU
MC267-01.0A2BC-	1		3	7	21	57	1	6	2	☺
MC267-01.5A2BC-	1,5		3	7	21	57	1,4	6	2	☺
MC267-02.0A2BC-	2		6	10	21	57	1,9	6	2	☺
MC267-02.5A2BC-	2,5		7	10	21	57	2,4	6	2	☺
MC267-03.0A2BC-	3		7	10	21	57	2,9	6	2	☺
MC267-03.5A2BC-	3,5		7	15	21	57	3,3	6	2	☺
MC267-04.0A2BC-	4	0,1	8	15	21	57	3,8	6	2	☺
MC267-05.0A2BC-	5	0,1	10	16	21	57	4,8	6	2	☺
MC267-06.0A2BC-	6	0,1	10	19	21	57	5,7	6	2	☺
MC267-08.0A2BC-	8	0,1	16	25	27	63	7,6	8	2	☺
MC267-10.0A2BC-	10	0,1	19	30	32	72	9,5	10	2	☺
MC267-12.0A2BC-	12	0,1	22	36	38	83	11,4	12	2	☺
MC267-16.0A2BC-	16	0,15	26	42	44	92	15,2	16	2	☺
MC267-20.0A2BC-	20	0,15	32	52	54	104	19	20	2	☺

Slot milling $a_p \leq 1.0 \times D_c$ | Shoulder milling $a_e \leq 0.3 \times D_c$ | Ordering example for the grade WJ30UU: MC267-01.0A2BC-WJ30UU

D1

WALTER SELECT

●● Primary application ● Other application

Best tool for → Good = ☺ → Average = 😐 → Poor = ☹ machining conditions

☺ 😐 ☹ / ★ = New addition to the product range

www.isotool.se
Tel. 044 - 24 55 70

Solid carbide shoulder/slot milling cutters

MC267 Advance mm



– Type AI 45

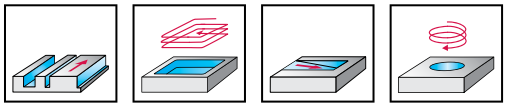

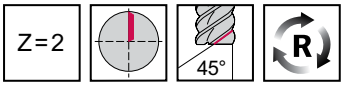

	P	M	K	N	S	H	O
WJ30UU				●●			

Tool

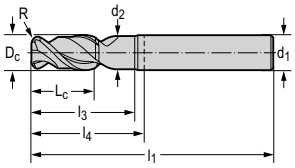

DIN 6535 HA

Designation	D_c h9 mm	R mm	L_c mm	l_3 mm	l_4 mm	l_1 mm	d_2 mm	d_1 h6 mm	Z	WJ30UU
MC267-05.0A2B050C-	5	0,5	10	16	21	57	4,8	6	2	☻
MC267-06.0A2B050C-	6	0,5	10	19	21	57	5,7	6	2	☻
MC267-08.0A2B050C-	8	0,5	16	25	27	63	7,6	8	2	☻
MC267-10.0A2B050C-	10	0,5	19	30	32	72	9,5	10	2	☻
MC267-10.0A2B100C-	10	1	19	30	32	72	9,5	10	2	☻
MC267-10.0A2B200C-	10	2	19	30	32	72	9,5	10	2	☻
MC267-12.0A2B050C-	12	0,5	22	36	38	83	11,4	12	2	☻
MC267-12.0A2B100C-	12	1	22	36	38	83	11,4	12	2	☻
MC267-12.0A2B200C-	12	2	22	36	38	83	11,4	12	2	☻
MC267-12.0A2B300C-	12	3	22	36	38	83	11,4	12	2	☻
MC267-16.0A2B050C-	16	0,5	26	42	44	92	15,2	16	2	☻
MC267-16.0A2B300C-	16	3	26	42	44	92	15,2	16	2	☻
MC267-16.0A2B400C-	16	4	26	42	44	92	15,2	16	2	☻
MC267-20.0A2B050C-	20	0,5	32	52	54	104	19	20	2	☻
MC267-20.0A2B400C-	20	4	32	52	54	104	19	20	2	☻

Slot milling $a_p \leq 1.0 \times D_c$ | Shoulder milling $a_e \leq 0.3 \times D_c$ | Ordering example for the grade WJ30UU: MC267-05.0A2B050C-WJ30UU

D1

WALTER SELECT

●● Primary application ● Other application

Best tool for → Good = ☻ → Average = 😐 → Poor = ☹ machining conditions

Solid carbide shoulder/slot milling cutters

MC267 Advance mm



– Type AI 45

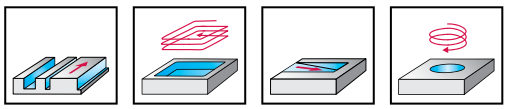

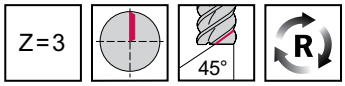

	P	M	K	N	S	H	O
WJ30UU				●●			

Tool

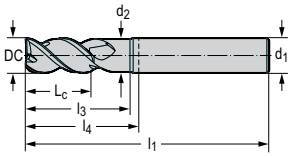

DIN 6535 HA

Designation	D_c h10 mm	l_{11} mm	L_c mm	l_3 mm	l_4 mm	l_1 mm	d_2 mm	d_1 h6 mm	Z	WJ30UU
MC267-01.0A3BC-	1		3	7	21	57	1	6	3	☺
MC267-01.5A3BC-	1,5		4,5	8	21	57	1,4	6	3	☺
MC267-02.0A3BC-	2		6	10	21	57	1,9	6	3	☺
MC267-02.5A3BC-	2,5		7	10	21	57	2,4	6	3	☺
MC267-03.0A3BC-	3		7	10	21	57	2,9	6	3	☺
MC267-04.0A3BC-	4	0,1	8	15	21	57	3,8	6	3	☺
MC267-05.0A3BC-	5	0,1	10	16	21	57	4,8	6	3	☺
MC267-06.0A3BC-	6	0,1	10	19	21	57	5,7	6	3	☺
MC267-08.0A3BC-	8	0,1	16	25	27	63	7,6	8	3	☺
MC267-10.0A3BC-	10	0,1	19	30	32	72	9,5	10	3	☺
MC267-12.0A3BC-	12	0,1	22	36	38	83	11,4	12	3	☺
MC267-16.0A3BC-	16	0,15	26	42	44	92	15,2	16	3	☺
MC267-20.0A3BC-	20	0,15	32	52	54	104	19	20	3	☺

Slot milling $a_p \leq 1.0 \times D_c$ | Shoulder milling $a_e \leq 0.3 \times D_c$ | Ordering example for the grade WJ30UU: MC267-01.0A3BC-WJ30UU

D1

WALTER SELECT

●● Primary application ● Other application

Best tool for → Good = ☺ → Average = 😐 → Poor = ☹ machining conditions

☺ 😐 ☹ / ★ = New addition to the product range

www.isotool.se
Tel. 044 - 24 55 70

Solid carbide shoulder/slot milling cutters

MC267 Advance mm



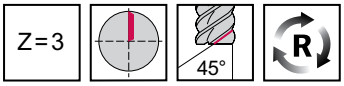

– Type AI 45

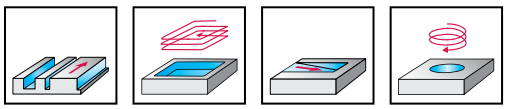

	P	M	K	N	S	H	O
WJ30CA				●●			
WJ30UU				●●			

Tool

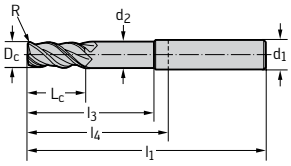

DIN 6535 HA

Designation	D_c h9 mm	R mm	L_c mm	l_3 mm	l_4 mm	l_1 mm	d_2 mm	d_1 h6 mm	Z	WJ30CA	WJ30UU
MC267-01.0A3B020C-	1	0,2	3	7	21	57	1	6	3	☻	☻
MC267-02.0A3B020C-	2	0,2	6	10	21	57	1,9	6	3	☻	☻
MC267-03.0A3B020C-	3	0,2	7	10	21	57	2,9	6	3	☻	☻
MC267-04.0A3B030C-	4	0,3	8	15	21	57	3,8	6	3	☻	☻
MC267-05.0A3B050C-	5	0,5	10	16	21	57	4,8	6	3	☻	☻
MC267-06.0A3B050C-	6	0,5	10	19	21	57	5,7	6	3	☻	☻
MC267-08.0A3B050C-	8	0,5	16	25	27	63	7,6	8	3	☻	☻
MC267-10.0A3B050C-	10	0,5	19	30	32	72	9,5	10	3	☻	☻
MC267-12.0A3B050C-	12	0,5	22	36	38	83	11,4	12	3	☻	☻
MC267-16.0A3B050C-	16	0,5	26	42	44	92	15,2	16	3	☻	☻
MC267-20.0A3B050C-	20	0,5	32	52	54	104	19	20	3	☻	☻

Slot milling $a_p \leq 1.0 \times D_c$ | Shoulder milling $a_e \leq 0.3 \times D_c$ | Ordering example for the grade WJ30CA: MC267-01.0A3B020C-WJ30CA

D1

WALTER SELECT

●● Primary application ● Other application

Best tool for ➔ Good = ☻ ➔ Average = 😐 ➔ Poor = ☹ machining conditions

New addition to the product range = ☻ 😐 ☹ / ★

www.isotool.se
Tel. 044 - 24 55 70

Solid carbide shoulder/slot milling cutters

MD265 Supreme mm



– Long reach

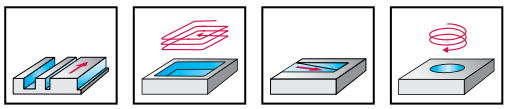

	P	M	K	N	S	H	O
WJ30DD				●●			
WJ30UU				●●			

Tool

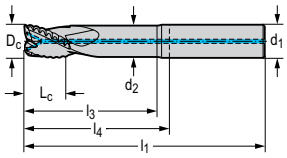

DIN 6535 HA

Designation	D_c h9 mm	l_{11} mm	L_c mm	l_3 mm	d_2 mm	l_1 mm	l_4 mm	d_1 h5 mm	Z	WJ30DD	WJ30UU
MD265-16.0A3BC-	16	0,39	24	42	15,2	92	44	16	3	☺	☺
MD265-16.0A3LD-	16	0,39	20	65	15,2	115	67	16	3		☺
MD265-20.0A3BC-	20	0,39	35	52	19	104	54	20	3	☺	
MD265-20.0A3LC-	20	0,39	25	73	19	125	75	20	3		☺
MD265-20.0A3XD-	20	0,39	20	88	19	140	90	20	3		☺
MD265-25.0A3BC-	25	0,39	40	52	23,8	110	54	25	3	☺	☺
MD265-25.0A3LB-	25	0,39	31	72	23,8	130	74	25	3		☺
MD265-25.0A3XC-	25	0,39	25	92	23,8	150	94	25	3		☺

Slot milling $a_p \leq 1.5 \times D_c$ | Shoulder milling $a_e \leq 0.6 \times D_c$ | Ordering example for the grade WJ30DD: MD265-16.0A3BC-WJ30DD

D1

WALTER SELECT

●● Primary application ● Other application

Best tool for → Good = ☺ → Average = 😐 → Poor = ☹ machining conditions

☺ 😐 ☹ / ★ = New addition to the product range

www.isotool.se
Tel. 044 - 24 55 70

Solid carbide shoulder/slot milling cutters

MD265 Supreme mm



– Long reach

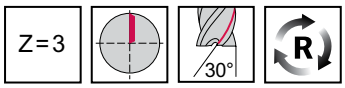

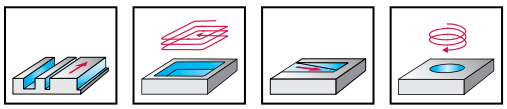

	P	M	K	N	S	H	O
WJ30DD				●●			
WJ30UU				●●			

Tool

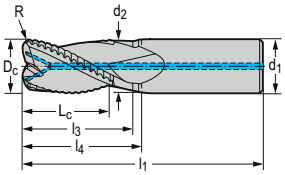

DIN 6535 HA

Designation	D_c h9 mm	R mm	L_c mm	l_3 mm	d_2 mm	l_1 mm	l_4 mm	d_1 h5 mm	Z	WJ30DD	WJ30UU
MD265-16.0A3B200C-	16	2	24	42	15,2	92	44	16	3	☻	☻
MD265-16.0A3L200D-	16	2	20	65	15,2	115	67	16	3	☻	☻
MD265-16.0A3B300C-	16	3	24	42	15,2	92	44	16	3	☻	☻
MD265-16.0A3L300D-	16	3	20	65	15,2	115	67	16	3		☻
MD265-16.0A3B400C-	16	4	24	42	15,2	92	44	16	3		☻
MD265-16.0A3L400D-	16	4	20	65	15,2	115	67	16	3		☻
MD265-20.0A3B200C-	20	2	35	52	19	104	54	20	3		☻
MD265-20.0A3L200C-	20	2	25	73	19	125	75	20	3	☻	☻
MD265-20.0A3X200D-	20	2	20	88	19	140	90	20	3	☻	☻
MD265-20.0A3B300C-	20	3	35	52	19	104	54	20	3	☻	☻
MD265-20.0A3L300C-	20	3	25	73	19	125	75	20	3		☻
MD265-20.0A3X300D-	20	3	20	88	19	140	90	20	3		☻
MD265-20.0A3B400C-	20	4	35	52	19	104	54	20	3		☻
MD265-20.0A3L400C-	20	4	25	73	19	125	75	20	3		☻
MD265-20.0A3X400D-	20	4	20	88	19	140	90	20	3		☻
MD265-25.0A3B200C-	25	2	40	52	23,8	110	54	25	3	☻	☻
MD265-25.0A3L200B-	25	2	31	72	23,8	130	74	25	3		☻
MD265-25.0A3X200C-	25	2	25	92	23,8	150	94	25	3		☻
MD265-25.0A3B300C-	25	3	40	52	23,8	110	54	25	3	☻	☻
MD265-25.0A3L300B-	25	3	31	72	23,8	130	74	25	3		☻
MD265-25.0A3X300C-	25	3	25	92	23,8	150	94	25	3		☻
MD265-25.0A3B400C-	25	4	40	52	23,8	110	54	25	3		☻
MD265-25.0A3L400B-	25	4	31	72	23,8	130	74	25	3		☻
MD265-25.0A3X400C-	25	4	25	92	23,8	150	94	25	3		☻

Slot milling $a_p \leq 1.5 \times D_c$ | Shoulder milling $a_e \leq 0.6 \times D_c$ | Ordering example for the grade WJ30DD: MD265-16.0A3B200C-WJ30DD

D1

WALTER SELECT

●● Primary application ● Other application

Best tool for ➔ Good = ☻ ➔ Average = 😐 ➔ Poor = ☹ machining conditions

New addition to the product range = ☻ 😐 ☹ / ★

www.isotool.se
Tel. 044 - 24 55 70

Solid carbide shoulder/slot milling cutters

H602551 mm

Protostar®



– Type AI 45, long

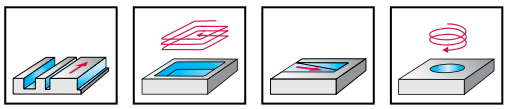

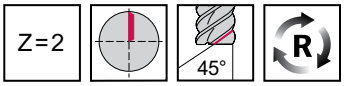

	P	M	K	N	S	H	O
uncoated				●●			

Tool

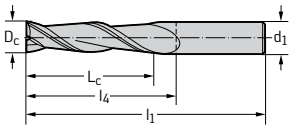

DIN 6535 HA

Designation	D_c h10 mm	l_{11} mm	L_c mm	l_1 mm	l_4 mm	d_1 mm	Z
H602551-6	6	0,1	35	80	44	6	2
H602551-8	8	0,1	45	97	61	8	2
H602551-10	10	0,1	50	118	78	10	2
H602551-12	12	0,1	60	120	75	12	2
H602551-16	16	0,15	65	130	82	16	2
H602551-20	20	0,15	75	145	95	20	2

Slot milling $a_p \leq 1.0 \times D_c$ | Shoulder milling $a_e \leq 0.5 \times D_c$

D1

WALTER SELECT

●● Primary application ● Other application

Best tool for → Good = ☺ → Average = 😐 → Poor = ☹ machining conditions

☺ 😐 ☹ / ★ = New addition to the product range

www.isotool.se
Tel. 044 - 24 55 70

Solid carbide shoulder/slot milling cutters

H901451 mm

Protostar®



– Type AI 30

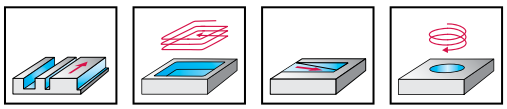

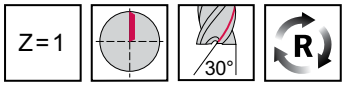

	P	M	K	N	S	H	O
uncoated				●●			

Tool

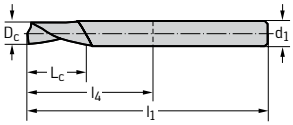

DIN 6535 HA

Designation	D_c h10 mm	l_{11} mm	L_c mm	l_1 mm	l_4 mm	d_1 mm	Z
H901451-3	3		7	57	21	6	1
H901451-4	4		8	57	21	6	1
H901451-5	5		10	57	21	6	1
H901451-6	6		10	57	21	6	1
H901451-8	8		16	63	27	8	1
H901451-10	10	0,1	19	72	32	10	1

Slot milling $a_p \leq 1.0 \times D_c$ | Shoulder milling $a_e \leq 0.6 \times D_c$

D1

WALTER SELECT

●● Primary application ● Other application

Best tool for → Good = ☺ → Average = 😐 → Poor = ☹ machining conditions

www.isotool.se
Tel. 044 - 24 55 70

Solid carbide shoulder/slot milling cutter

MD377 Supreme mm



– Long reach
– Optimized for Titanium

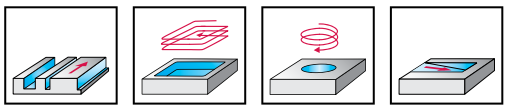

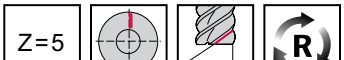

	P	M	K	N	S	H	O
WK40TZ		●			●●		

Tool

Designation	D_c h9 mm	R mm	L_c mm	l_3 mm	d_2 mm	l_1 mm	l_4 mm	d_1 mm	Z	WK40TZ
MD377-06.0A5B050C-	6	0,5	13	19	5,7	57	21	6	5	☺
MD377-06.0A5B100C-	6	1	13	19	5,7	57	21	6	5	☺
MD377-08.0A5B050C-	8	0,5	19	25	7,6	63	27	8	5	☺
MD377-08.0A5B100C-	8	1	19	25	7,6	63	27	8	5	☺
MD377-10.0A5B050C-	10	0,5	22	30	9,5	72	32	10	5	☺
MD377-10.0A5B100C-	10	1	22	30	9,5	72	32	10	5	☺
MD377-12.0A5B050C-	12	0,5	26	36	11,4	83	38	12	5	☺
MD377-12.0A5B100C-	12	1	26	36	11,4	83	38	12	5	☺
MD377-12.0A5B200C-	12	2	26	36	11,4	83	38	12	5	☺
MD377-12.0A5B300C-	12	3	26	36	11,4	83	38	12	5	☺
MD377-16.0A5B300C-	16	3	32	42	15,2	92	44	16	5	☺
MD377-16.0A5B400C-	16	4	32	42	15,2	92	44	16	5	☺
MD377-20.0A5B300C-	20	3	38	52	19	104	54	20	5	☺
MD377-20.0A5B400C-	20	4	38	52	19	104	54	20	5	☺
MD377-25.0A5B300C-	25	3	45	63	23,8	121	65	25	5	☺
MD377-25.0A5B400C-	25	4	45	63	23,8	121	65	25	5	☺
MD377-25.0A5B635C-	25	6,35	45	63	23,8	121	65	25	5	☺

DIN 6535 HA

Designation	D_c h9 mm	R mm	L_c mm	l_3 mm	d_2 mm	l_1 mm	l_4 mm	d_1 mm	Z	WK40TZ
MD377-16.0W5B300C-	16	3	32	42	15,2	92	44	16	5	☺
MD377-16.0W5B400C-	16	4	32	42	15,2	92	44	16	5	☺
MD377-20.0W5B300C-	20	3	38	52	19	104	54	20	5	☺
MD377-20.0W5B400C-	20	4	38	52	19	104	54	20	5	☺
MD377-25.0W5B300C-	25	3	45	63	23,8	121	65	25	5	☺
MD377-25.0W5B400C-	25	4	45	63	23,8	121	65	25	5	☺

DIN 6535 HB

Shoulder milling $a_e \leq 0.6 \times D_c$ | Slot milling $a_p \leq 1.5 \times D_c$ | Ordering example for the grade WK40TZ: MD377-06.0A5B050C-WK40TZ

D1

WALTER SELECT

●● Primary application ● Other application

Best tool for → Good = ☺ → Average = 😐 → Poor = ☹ machining conditions

☺ 😐 ☹ / ★ = New addition to the product range

www.isotool.se
Tel. 044 - 24 55 70

Solid carbide shoulder/slot milling cutter

MC377 Advance mm



– Long reach
– Type Ti 40

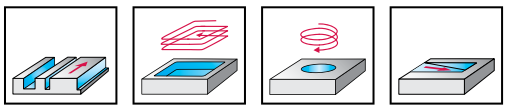

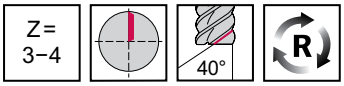

	P	M	K	N	S	H	O
WK40EA	●	●			●●		

Tool

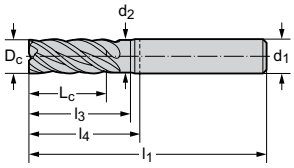

DIN 6535 HA

Designation	D_c h9 mm	l_{11} mm	L_c mm	l_3 mm	d_2 mm	l_1 mm	l_4 mm	d_1 h5 mm	Z	WK40EA
MC377-02.0A3BC-	2	0,1	6	10	1,9	57	21	6	3	
MC377-03.0A4BC-	3	0,1	8	10	2,9	57	21	6	4	
MC377-04.0A4BC-	4	0,1	11	15	3,8	57	21	6	4	
MC377-05.0A4BC-	5	0,1	13	16	4,8	57	21	6	4	
MC377-06.0A4BC-	6	0,1	13	19	5,7	57	21	6	4	
MC377-08.0A4BC-	8	0,1	19	25	7,6	63	27	8	4	
MC377-10.0A4BC-	10	0,1	22	30	9,5	72	32	10	4	
MC377-12.0A4BC-	12	0,1	26	36	11,4	83	38	12	4	

Slot milling $a_p \leq 1.0 \times D_c$ | Shoulder milling $a_e \leq 0.6 \times D_c$ | Ordering example for the grade WK40EA: MC377-02.0A3BC-WK40EA

D1

WALTER SELECT

●● Primary application ● Other application

Best tool for → Good = ☺ → Average = 😐 → Poor = ☹ machining conditions

Solid carbide shoulder/slot milling cutter

MC377 Advance mm



– Long reach
– Type Ti 40

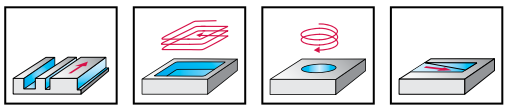

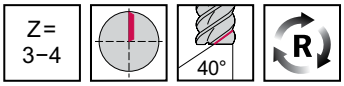

	P	M	K	N	S	H	O
WK40EA	●	●			●●		

Tool

Designation	D_c h9 mm	R mm	L_c mm	l_3 mm	d_2 mm	l_1 mm	l_4 mm	d_1 h5 mm	Z	WK40EA
MC377-02.0A3B020C-	2	0,2	6	10	1,9	57	21	6	3	☺
MC377-03.0A4B030C-	3	0,3	8	10	2,9	57	21	6	4	☺
MC377-04.0A4B050C-	4	0,5	11	15	3,8	57	21	6	4	☺
MC377-05.0A4B050C-	5	0,5	13	16	4,8	57	21	6	4	☺
MC377-06.0A4B050C-	6	0,5	13	19	5,7	57	21	6	4	☺
MC377-06.0A4B080C-	6	0,8	13	19	5,7	57	21	6	4	☺
MC377-06.0A4B100C-	6	1	13	19	5,7	57	21	6	4	☺
MC377-08.0A4B050C-	8	0,5	19	25	7,6	63	27	8	4	☺
MC377-08.0A4B100C-	8	1	19	25	7,6	63	27	8	4	☺
MC377-10.0A4B050C-	10	0,5	22	30	9,5	72	32	10	4	☺
MC377-10.0A4B100C-	10	1	22	30	9,5	72	32	10	4	☺
MC377-12.0A4B050C-	12	0,5	26	36	11,4	83	38	12	4	☺
MC377-12.0A4B100C-	12	1	26	36	11,4	83	38	12	4	☺
MC377-12.0A4B200C-	12	2	26	36	11,4	83	38	12	4	☺
MC377-12.0A4B300C-	12	3	26	36	11,4	83	38	12	4	☺
MC377-16.0A4B100C-	16	1	32	42	15,2	92	44	16	4	☺
MC377-16.0A4B300C-	16	3	32	42	15,2	92	44	16	4	☺
MC377-16.0A4B400C-	16	4	32	42	15,2	92	44	16	4	☺
MC377-20.0A4B300C-	20	3	38	52	19	104	54	20	4	☺
MC377-20.0A4B400C-	20	4	38	52	19	104	54	20	4	☺
MC377-25.0A4B300C-	25	3	45	63	23,8	121	65	25	4	☺
MC377-25.0A4B400C-	25	4	45	63	23,8	121	65	25	4	☺

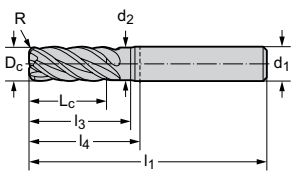

DIN 6535 HA

Designation	D_c h9 mm	R mm	L_c mm	l_3 mm	d_2 mm	l_1 mm	l_4 mm	d_1 h5 mm	Z	WK40EA
MC377-16.0W4B300C-	16	3	32	42	15,2	92	44	16	4	☺
MC377-16.0W4B400C-	16	4	32	42	15,2	92	44	16	4	☺
MC377-20.0W4B300C-	20	3	38	52	19	104	54	20	4	☺
MC377-20.0W4B400C-	20	4	38	52	19	104	54	20	4	☺
MC377-25.0W4B300C-	25	3	45	63	23,8	121	65	25	4	☺
MC377-25.0W4B400C-	25	4	45	63	23,8	121	65	25	4	☺

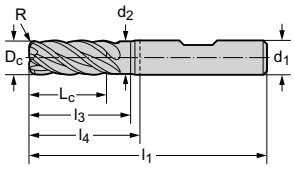

DIN 6535 HB

Slot milling $a_p \leq 1.0 \times D_c$ | Shoulder milling $a_e \leq 0.6 \times D_c$ | Ordering example for the grade WK40EA: MC377-02.0A3B020C-WK40EA

D1

WALTER SELECT

●● Primary application ● Other application

Best tool for → Good = ☺ → Average = 😐 → Poor = ☹ machining conditions

☺ 😐 ☹ / ★ = New addition to the product range

www.isotool.se
Tel. 044 - 24 55 70

Solid carbide shoulder/slot milling cutter

MC388 Advance mm



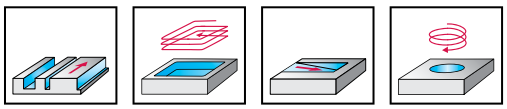

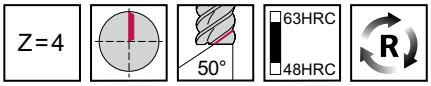

	P	M	K	N	S	H	O
WB10TG	●					●●	

Tool

Designation	D_c h10 mm	l_{11} mm	L_c mm	l_1 mm	l_4 mm	d_1 mm	Z	WB10TG
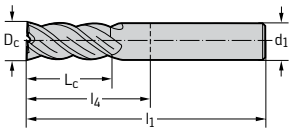 DIN 6535 HA								
MC388-06.0A4B-	6	0,1	13	57	21	6	4	☻
MC388-08.0A4B-	8	0,1	19	63	27	8	4	☻
MC388-10.0A4B-	10	0,1	22	72	32	10	4	☻
MC388-12.0A4B-	12	0,1	26	83	38	12	4	☻
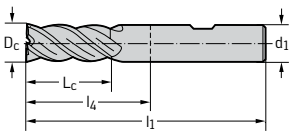 DIN 6535 HB								
MC388-06.0W4B-	6	0,1	13	57	21	6	4	☻
MC388-08.0W4B-	8	0,1	19	63	27	8	4	☻
MC388-10.0W4B-	10	0,1	22	72	32	10	4	☻
MC388-12.0AWB-	12	0,1	26	83	38	12	4	☻

Slot milling $a_p \leq 0.9 \times D_c$ | Shoulder milling $a_e \leq 0.3 \times D_a$ | Ordering example for the grade WB10TG: MC388-06.0A4B-WB10TG

D1

WALTER SELECT

●● Primary application ● Other application

Best tool for ➔ Good = ☻ ➔ Average = 😐 ➔ Poor = ☹ machining conditions

Solid carbide shoulder/slot milling cutter

MC388 Advance mm



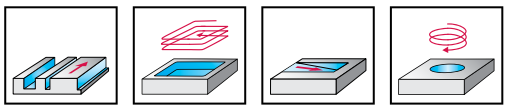

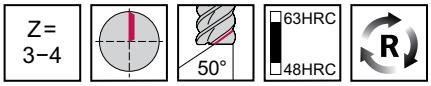

	P	M	K	N	S	H	O
WB10TG	●					●●	

Tool

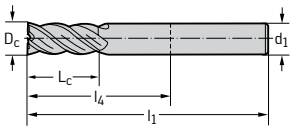

DIN 6535 HA

Designation	D_c h10 mm	l_{11} mm	L_c mm	l_1 mm	l_4 mm	d_1 mm	Z	WB10TG
MC388-02.0A3B-	2	0,1	7	57	21	6	3	☺
MC388-03.0A3B-	3	0,1	8	57	21	6	3	☺
MC388-04.0A3B-	4	0,1	11	57	21	6	3	☺
MC388-05.0A3B-	5	0,1	13	57	21	6	3	☺
MC388-06.0A4L-	6	0,1	13	65	29	6	4	☺
MC388-08.0A4L-	8	0,1	19	80	44	8	4	☺
MC388-10.0A4L-	10	0,1	22	100	60	10	4	☺
MC388-12.0A4L-	12	0,1	26	100	55	12	4	☺

Slot milling $a_p \leq 0.9 \times D_c$ | Shoulder milling $a_e \leq 0.3 \times D_a$ | Ordering example for the grade WB10TG: MC388-02.0A3B-WB10TG

D1

WALTER SELECT

●● Primary application ● Other application

Best tool for → Good = ☺ → Average = 😐 → Poor = ☹ machining conditions

☺ 😐 ☹ / ★ = New addition to the product range

www.isotool.se
Tel. 044 - 24 55 70

Solid carbide shoulder/slot milling cutter

MC388 Advance inch



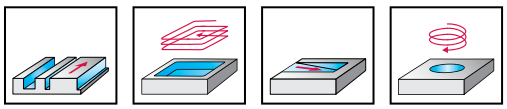

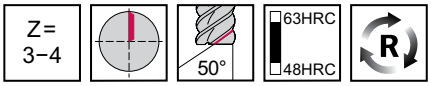

	P	M	K	N	S	H	O
WB10TG	●					●●	

Tool

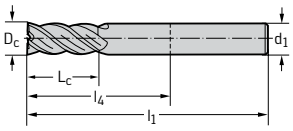

Cylindrical shank

Designation	D_c h10	D_c h10 inch	l_{11} inch	L_c inch	l_1 inch	l_4 inch	d_1 inch	Z	WB10TG
MC388.3.18A3L-	1/8"	0,1250	0,004	0,500	2,500	1,083	0,250	3	☻
MC388.6.35A4L-	1/4"	0,2500	0,004	0,750	2,500	1,083	0,250	4	☻
MC388.9.53A4L-	3/8"	0,3750	0,004	0,875	3,000	1,437	0,375	4	☻
MC388.12.7A4L-	1/2"	0,5000	0,006	1,000	3,500	1,717	0,500	4	☻

Slot milling $a_p \leq 0.9 \times D_c$ | Shoulder milling $a_e \leq 0.3 \times D_a$ | Ordering example for the grade WB10TG: MC388.12.7A4L-WB10TG

D1

WALTER SELECT

●● Primary application ● Other application

Best tool for ➔ Good = ☻ ➔ Average = 😐 ➔ Poor = ☹ machining conditions

New addition to the product range = ☻ 😐 ☹ / ★

www.isotool.se
Tel. 044 - 24 55 70

Solid carbide shoulder/slot milling cutter

MC388 Advance mm



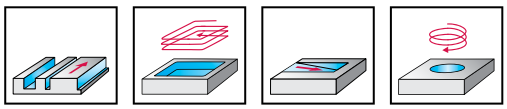

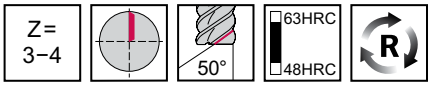

	P	M	K	N	S	H	O
WB10TG	●					●●	

Tool

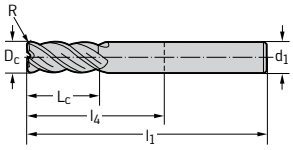

DIN 6535 HA

Designation	D_c h9 mm	R mm	L_c mm	l_1 mm	l_4 mm	d_1 mm	Z	WB10TG
MC388-02.0A3B050-	2	0,5	7	57	21	6	3	☺
MC388-03.0A3B050-	3	0,5	8	57	21	6	3	☺
MC388-04.0A3B050-	4	0,5	11	57	21	6	3	☺
MC388-04.0A3B100-	4	1	11	57	21	6	3	☺
MC388-05.0A3B050-	5	0,5	13	57	21	6	3	☺
MC388-05.0A3B100-	5	1	13	57	21	6	3	☺
MC388-06.0A4L050-	6	0,5	13	65	29	6	4	☺
MC388-06.0A4L100-	6	1	13	65	29	6	4	☺
MC388-08.0A4L050-	8	0,5	19	80	44	8	4	☺
MC388-08.0A4L100-	8	1	19	80	44	8	4	☺
MC388-08.0A4L200-	8	2	19	80	44	8	4	☺
MC388-10.0A4L050-	10	0,5	22	100	60	10	4	☺
MC388-10.0A4L100-	10	1	22	100	60	10	4	☺
MC388-10.0A4L200-	10	2	22	100	60	10	4	☺
MC388-12.0A4L050-	12	0,5	26	100	55	12	4	☺
MC388-12.0A4L100-	12	1	26	100	55	12	4	☺
MC388-12.0A4L200-	12	2	26	100	55	12	4	☺
MC388-12.0A4L300-	12	3	26	100	55	12	4	☺

Slot milling $a_p \leq 0.9 \times D_c$ | Shoulder milling $a_e \leq 0.3 \times D_a$ | Ordering example for the grade WB10TG: MC388-02.0A3B050-WB10TG

D1

WALTER SELECT

●● Primary application ● Other application

Best tool for → Good = ☺ → Average = 😐 → Poor = ☹ machining conditions

☺ 😐 ☹ / ★ = New addition to the product range

www.isotool.se
Tel. 044 - 24 55 70

Solid carbide shoulder/slot milling cutter

MC388 Advance inch



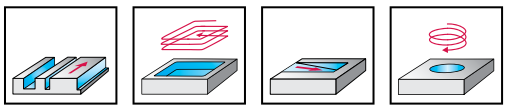

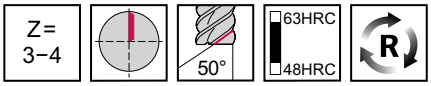

	P	M	K	N	S	H	O
WB10TG	●					●●	

Tool

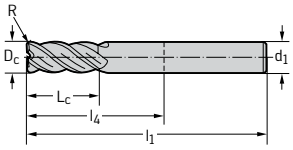

Cylindrical shank

Designation	D_c h10	D_c h10 inch	R inch	L_c inch	l_1 inch	l_4 inch	d_1 inch	Z	WB10TG
MC388.3.18A3L038-	1/8"	0,1250	0,015	0,500	2,500	1,083	0,250	3	☻
MC388.9.53A4L076-	3/8"	0,3750	0,030	0,875	3,000	1,437	0,375	4	☻
MC388.12.7A4L076-	1/2"	0,5000	0,030	1,000	3,500	1,717	0,500	4	☻

Slot milling $a_p \leq 0.9 \times D_c$ | Shoulder milling $a_e \leq 0.3 \times D_a$ | Ordering example for the grade WB10TG: MC388.12.7A4L076-WB10TG

D1

WALTER SELECT

●● Primary application ● Other application

Best tool for → Good = ☻ → Average = 😐 → Poor = ☹ machining conditions

www.isotool.se
Tel. 044 - 24 55 70

Solid carbide shoulder/slot milling cutters

H8015828 mm

Protostar® Ultra



– Long reach
– Type HSC 30

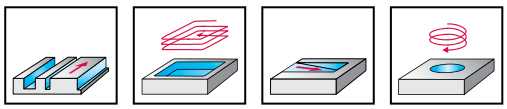



	P	M	K	N	S	H	O
TAX						●●	

Tool

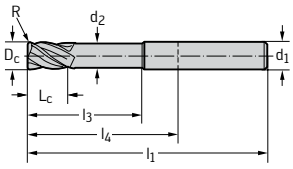

DIN 6535 HA

Designation	D_c h7 mm	R mm	L_c mm	l_3 mm	d_2 mm	l_1 mm	l_4 mm	d_1 mm	Z
H8015828-4-0.4-16	4	0,4	4	16	3,9	75	39	6	4
H8015828-4-0.4-24	4	0,4	4	24	3,9	75	39	6	4
H8015828-5-0.5-20	5	0,5	5	20	4,9	75	39	6	4
H8015828-5-0.5-30	5	0,5	5	30	4,9	75	39	6	4
H8015828-6-0.2-24	6	0,2	6	24	5,9	75	39	6	4
H8015828-6-0.2-35	6	0,2	6	35	5,9	75	39	6	4
H8015828-6-0.5-24	6	0,5	6	24	5,9	75	39	6	4
H8015828-6-0.5-35	6	0,5	6	35	5,9	75	39	6	4
H8015828-8-0.5-29	8	0,5	8	29	7,9	80	44	8	4
H8015828-8-0.5-43	8	0,5	8	43	7,9	80	44	8	4
H8015828-8-1.0-29	8	1	8	29	7,9	80	44	8	4
H8015828-8-1.0-43	8	1	8	43	7,9	80	44	8	4
H8015828-10-0.3-35	10	0,3	10	35	9,9	100	60	10	4
H8015828-10-0.5-35	10	0,5	10	35	9,9	100	60	10	4
H8015828-10-0.5-59	10	0,5	10	59	9,9	100	60	10	4
H8015828-10-1.0-35	10	1	10	35	9,9	100	60	10	4
H8015828-10-1.5-35	10	1,5	10	35	9,9	100	60	10	4
H8015828-12-0.5-36	12	0,5	12	36	11,8	100	55	12	4
H8015828-12-0.5-54	12	0,5	12	54	11,8	100	55	12	4
H8015828-12-1.0-36	12	1	12	36	11,8	100	55	12	4
H8015828-12-1.5-36	12	1,5	12	36	11,8	100	55	12	4
H8015828-12-1.5-54	12	1,5	12	54	11,8	100	55	12	4
H8015828-12-2.0-36	12	2	12	36	11,8	100	55	12	4
H8015828-12-2.0-54	12	2	12	54	11,8	100	55	12	4
H8015828-16-2.0-42	16	2	16	42	15,8	115	67	16	4

Slot milling $a_p \leq 0.1 \times D_c$ | Shoulder milling $a_e \leq 0.1 \times D_c$

D1

WALTER SELECT

●● Primary application ● Other application

Best tool for → Good = ☺ → Average = 😐 → Poor = ☹ machining conditions

☺ 😐 ☹ / ★ = New addition to the product range

www.isotool.se
Tel. 044 - 24 55 70

Solid carbide shoulder/slot milling cutter

MC281 Advance mm



– Long reach

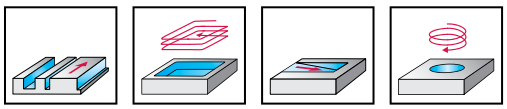



	P	M	K	N	S	H	O
WB10TG						●●	

Tool

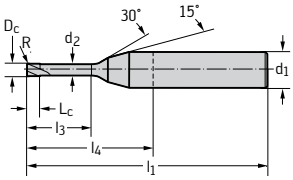

DIN 6535 HA

Designation	D_c h7 mm	R mm	L_c mm	l_3 mm	d_2 mm	l_1 mm	l_4 mm	d_1 mm	Z	WB10TG
MC281-01.0A2M020B-	1	0,2	1	2	1	50	22	4	2	☺
MC281-01.0A2M020F-	1	0,2	1	6	1	50	22	4	2	☺
MC281-01.0A2M020H-	1	0,2	1	10	1	50	22	4	2	☺
MC281-1.25A2M020D-	1,25	0,2	1,25	5	1,2	50	22	4	2	☺
MC281-01.5A2M020C-	1,5	0,2	1,5	4	1,5	50	22	4	2	☺
MC281-01.5A2M020E-	1,5	0,2	1,5	8	1,5	50	22	4	2	☺
MC281-01.5A2M020G-	1,5	0,2	1,5	12	1,5	50	22	4	2	☺
MC281-02.0A2M020B-	2	0,2	2	4	2	50	22	4	2	☺
MC281-02.0A2M020C-	2	0,2	2	6	2	50	22	4	2	☺
MC281-02.0A2M020F-	2	0,2	2	12	2	50	22	4	2	☺
MC281-02.0A2M020G-	2	0,2	2	16	2	50	22	4	2	☺
MC281-03.0A2M020C-	3	0,2	3	8	3	50	22	4	2	☺
MC281-03.0A2M020E-	3	0,2	3	16	3	50	22	4	2	☺
MC281-03.0A2M020F-	3	0,2	3	20	3	60	32	4	2	☺
MC281-04.0A2M050C-	4	0,5	4	12	4	65	29	6	2	☺
MC281-04.0A2M050E-	4	0,5	4	20	4	65	29	6	2	☺

Slot milling $a_p \leq 0.1 \times D_c$ | Shoulder milling $a_e \leq 0.1 \times D_c$ | Ordering example for the grade WB10TG: MC281-01.0A2M020B-WB10TG

D1

WALTER SELECT

●● Primary application ● Other application

Best tool for → Good = ☺ → Average = 😐 → Poor = ☹ machining conditions

Solid carbide shoulder/slot milling cutters

H8005828 mm

Protostar® Ultra



– Long reach
– Type HSC 30

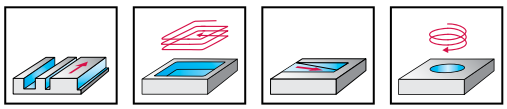



	P	M	K	N	S	H	O
TAX						●●	

Tool

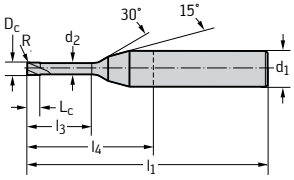

DIN 6535 HA

Designation	D_c h7 mm	R mm	L_c mm	l_3 mm	d_2 mm	l_1 mm	l_4 mm	d_1 mm	Z
H8005828-1	1	0,1	1	4	1	65	29	6	2
H8005828-1.2	1,2	0,12	1,2	5	1,2	65	29	6	2
H8005828-1.5	1,5	0,15	1,5	6	1,5	65	29	6	2
H8005828-2-0.2	2	0,2	2	8	2	75	39	6	2
H8005828-3-0.2	3	0,2	3	12	3	75	39	6	2
H8005828-3-0.3	3	0,3	3	12	3	75	39	6	2

Slot milling $a_p \leq 0.1 \times D_c$ | Shoulder milling $a_e \leq 0.1 \times D_c$

D1

WALTER SELECT

●● Primary application ● Other application

Best tool for → Good = ☺ → Average = 😐 → Poor = ☹ machining conditions

☺ 😐 ☹ / ★ = New addition to the product range

www.isotool.se
Tel. 044 - 24 55 70

Solid carbide shoulder/slot milling cutters

H3027419 mm

Protostar®



– Type 30

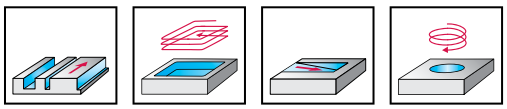

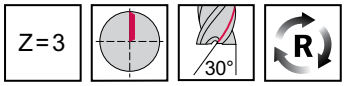

	P	M	K	N	S	H	O
DIA							●●

Tool

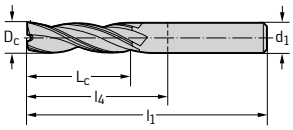

DIN 6535 HA

Designation	D_c h10 mm	l_{11} mm	L_c mm	l_1 mm	l_4 mm	d_1 mm	Z
H3027419-1	1		4	38	10	3	3
H3027419-1.5	1,5		6	38	10	3	3
H3027419-2	2		8	38	10,5	3	3
H3027419-3	3		12	38	12	3	3
H3027419-4	4		14	50	22	4	3
H3027419-6	6		22	65	29	6	3
H3027419-12	12	0,1	38	100	55	12	3

Slot milling $a_p \leq 0.3 \times D_c$ | Shoulder milling $a_e \leq 0.3 \times D_c$

D1

WALTER SELECT

●● Primary application ● Other application

Best tool for ➔ Good = ☺ ➔ Average = 😐 ➔ Poor = ☹ machining conditions

Solid carbide shoulder/slot milling cutters

H8095919 mm

Protostar®



– Long reach
– Type HSC 30

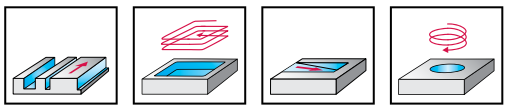

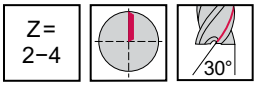

	P	M	K	N	S	H	O
DIA							●●

Tool

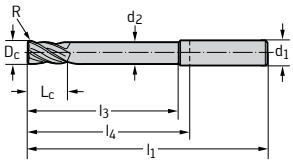

DIN 6535 HA

Designation	D_c h8 mm	R mm	L_c mm	l_3 mm	d_2 mm	l_1 mm	l_4 mm	d_1 mm	Z
H8095919-4-30	4	0,5	4	30	3,9	100	64	6	2
H8095919-4-40	4	0,5	4	40	3,9	100	64	6	2
H8095919-6-30	6	0,5	6	30	5,9	100	64	6	4
H8095919-6-45	6	0,5	6	45	5,9	100	64	6	4
H8095919-6-60	6	0,5	6	60	5,9	100	64	6	4
H8095919-8-40	8	0,5	8	40	7,9	120	84	8	4
H8095919-8-60	8	0,5	8	60	7,9	120	84	8	4
H8095919-8-80	8	0,5	8	80	7,9	120	84	8	4
H8095919-10-50	10	1	10	50	9,9	150	110	10	4
H8095919-12-60	12	1	12	60	11,8	150	105	12	4

Slot milling $a_p \leq 0.3 \times D_c$ | Shoulder milling $a_e \leq 0.3 \times D_c$

D1

WALTER SELECT

●● Primary application ● Other application

Best tool for → Good = ☺ → Average = 😐 → Poor = ☹ machining conditions

☺ 😐 ☹ / ★ = New addition to the product range

www.isotool.se
Tel. 044 - 24 55 70

Solid carbide shoulder/slot milling cutters

H4044919 mm

Protostar®



– Long reach
– Type HSC 30, mini

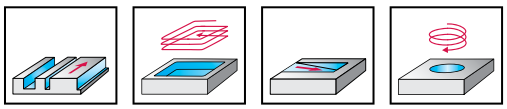

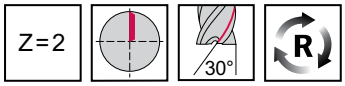

	P	M	K	N	S	H	O
DIA							●●

Tool

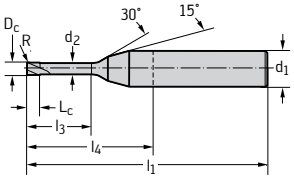

DIN 6535 HA

Designation	D_c h8 mm	R mm	L_c mm	l_3 mm	d_2 mm	l_1 mm	l_4 mm	d_1 mm	Z
H4044919-0.6-9	0,6	0,05	0,6	9	0,6	38	13	3	2
H4044919-1-10	1	0,1	1	10	1	60	32	3	2
H4044919-1-15	1	0,1	1	15	1	60	32	3	2
H4044919-1.5-7.5	1,5	0,15	1,5	8	1,5	60	32	3	2
H4044919-2-10	2	0,2	2	10	2	60	32	3	2
H4044919-2-15	2	0,2	2	15	2	60	32	3	2
H4044919-2-20	2	0,2	2	20	2	60	32	3	2
H4044919-2-30	2	0,2	2	30	2	60	32	3	2
H4044919-3-15	3	0,3	3	15	3	60	32	3	2
H4044919-3-30	3	0,3	3	30	3	60	32	3	2

Slot milling $a_p \leq 0.1 \times D_c$ | Shoulder milling $a_e \leq 0.05 \times D_c$

D1

WALTER SELECT

●● Primary application ● Other application

Best tool for → Good = ☺ → Average = 😐 → Poor = ☹ machining conditions

www.isotool.se
Tel. 044 - 24 55 70

Solid carbide shoulder/slot milling cutters

MC326 Supreme inch



– Type N 50

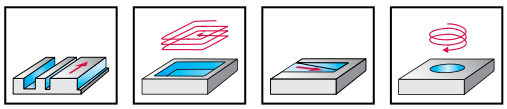

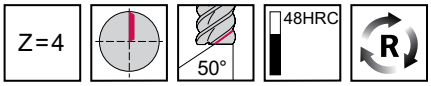

	P	M	K	N	S	H	O
WK40TF	●●	●	●		●		

Tool

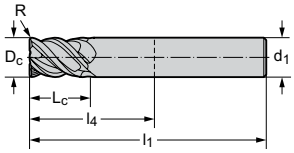

Cylindrical shank

Designation	D_c	D_c inch	R inch	L_c inch	l_1 inch	l_4 inch	d_1 h6 inch	Z	WK40TF
MC326.6.35A4C038-	1/4"	0,2500	0,015	0,375	2,000	0,583	0,250	4	☺
MC326.6.35A4C076-	1/4"	0,2500	0,030	0,375	2,000	0,583	0,250	4	☺
MC326.7.94A4C076-	5/16"	0,3125	0,030	0,500	2,500	0,937	0,375	4	☺
MC326.9.53A4C038-	3/8"	0,3750	0,015	0,500	2,500	0,937	0,375	4	☺
MC326.9.53A4C076-	3/8"	0,3750	0,030	0,500	2,500	0,937	0,375	4	☺
MC326.12.7A4C038-	1/2"	0,5000	0,015	0,625	3,000	1,217	0,500	4	☺
MC326.12.7A4C076-	1/2"	0,5000	0,030	0,625	3,000	1,217	0,500	4	☺
MC326.15.9A4C152-	5/8"	0,6250	0,060	0,750	3,000	1,094	0,625	4	☺

Nutfräsen $a_p \leq 0,9 \times D_c$ | Eckfräsen $a_e \leq 0,3 \times D_c$ | Bestellbeispiel für die Sorte WK40TF: MC326.12.7A4C038-WK40TF

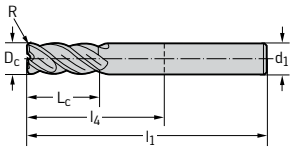

Cylindrical shank

Bezeichnung	D_c	D_c inch	R inch	L_c inch	l_1 inch	l_4 inch	d_1 h6 inch	Z	WK40TF
MC326.12.7A4D076-	1/2"	0,5000	0,030	1,000	3,500	1,717	0,500	4	☺
MC326.12.7A4DI152-	1/2"	0,5000	0,060	1,250	3,500	1,717	0,500	4	☺
MC326.19.1A4D076-	3/4"	0,7500	0,030	0,750	4,000	1,969	0,750	4	☺

Slot milling $a_p \leq 0.9 \times D_c$ | Shoulder milling $a_e \leq 0.3 \times D_c$ | Ordering example for the grade WK40TF: MC326.12.7A4C038-WK40TF

D1

WALTER SELECT

●● Primary application ● Other application

Best tool for → Good = ☺ → Average = 😐 → Poor = ☹ machining conditions

☺ 😐 ☹ / ★ = New addition to the product range

www.isotool.se
Tel. 044 - 24 55 70

Solid carbide shoulder/slot milling cutters

MC326 Supreme mm



– Type N 50

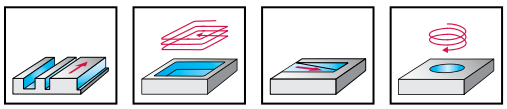

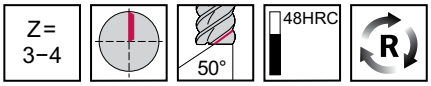

	P	M	K	N	S	H	O
WK40TF	●●	●	●		●		

Tool

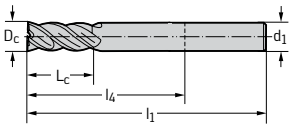

DIN 6535 HA

Designation	D_c h10 mm	l_{11} mm	L_c mm	l_1 mm	l_4 mm	d_1 mm	Z	WK40TF
MC326-02.0A3L-	2	0,1	7	57	21	6	3	
MC326-02.5A3L-	2,5	0,1	8	57	21	6	3	
MC326-03.0A3L-	3	0,1	8	57	21	6	3	
MC326-03.5A3L-	3,5	0,1	10	57	21	6	3	
MC326-04.0A3L-	4	0,1	11	57	21	6	3	
MC326-04.5A3L-	4,5	0,1	11	57	21	6	3	
MC326-05.0A3L-	5	0,1	13	57	21	6	3	
MC326-06.0A4L-	6	0,1	13	65	29	6	4	
MC326-07.0A4L-	7	0,1	16	80	44	8	4	
MC326-08.0A4L-	8	0,1	19	80	44	8	4	
MC326-09.0A4L-	9	0,1	19	100	60	10	4	
MC326-10.0A4L-	10	0,1	22	100	60	10	4	
MC326-11.0A4L-	11	0,1	26	100	55	12	4	
MC326-12.0A4L-	12	0,1	26	100	55	12	4	
MC326-14.0A4L-	14	0,15	26	104	59	14	4	
MC326-16.0A4L-	16	0,15	32	115	67	16	4	
MC326-20.0A4L-	20	0,15	38	125	75	20	4	

Slot milling $a_p \leq 0.9 \times D_c$ | Shoulder milling $a_e \leq 0.3 \times D_c$ | Ordering example for the grade WK40TF: MC326-02.0A3L-WK40TF

D1

WALTER SELECT

●● Primary application ● Other application

Best tool for → Good = ☺ → Average = 😐 → Poor = ☹ machining conditions

www.isotool.se
Tel. 044 - 24 55 70

Solid carbide shoulder/slot milling cutters

MC326 Supreme mm



– Type N 50

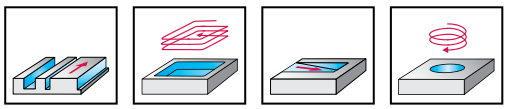

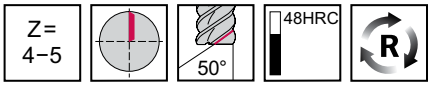

	P	M	K	N	S	H	O
WK40TF	●●	●	●		●		

Tool

Designation	D_c h10 mm	l_{11} mm	L_c mm	l_1 mm	l_4 mm	d_1 mm	Z	WK40TF
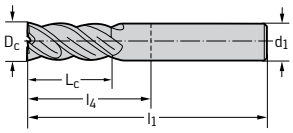 DIN 6535 HA								
MC326-06.0A4B-	6	0,1	13	57	21	6	4	
MC326-08.0A4B-	8	0,1	19	63	27	8	4	
MC326-10.0A4B-	10	0,1	22	72	32	10	4	
MC326-12.0A4B-	12	0,1	26	83	38	12	4	
MC326-14.0A4B-	14	0,15	26	83	38	14	4	
MC326-16.0A4B-	16	0,15	32	92	44	16	4	
MC326-18.0A4B-	18	0,15	32	92	44	18	4	
MC326-20.0A4B-	20	0,15	38	104	54	20	4	
MC326-25.0A5B-	25	0,15	45	121	65	25	5	
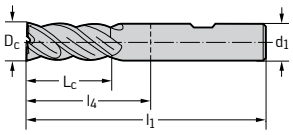 DIN 6535 HB								
MC326-06.0W4B-	6	0,1	13	57	21	6	4	
MC326-08.0W4B-	8	0,1	19	63	27	8	4	
MC326-10.0W4B-	10	0,1	22	72	32	10	4	
MC326-12.0W4B-	12	0,1	26	83	38	12	4	
MC326-14.0W4B-	14	0,15	26	83	38	14	4	
MC326-16.0W4B-	16	0,15	32	92	44	16	4	
MC326-18.0W4B-	18	0,15	32	92	44	18	4	
MC326-20.0W4B-	20	0,15	38	104	54	20	4	
MC326-25.0W5B-	25	0,15	45	121	65	25	5	

Slot milling $a_p \leq 0.9 \times D_c$ | Shoulder milling $a_e \leq 0.3 \times D_c$ | Ordering example for the grade WK40TF: MC326-06.0A4B-WK40TF

D1

WALTER SELECT

●● Primary application ● Other application

Best tool for → Good = ☺ → Average = 😐 → Poor = ☹ machining conditions

☺ 😐 ☹ / ★ = New addition to the product range

www.isotool.se
Tel. 044 - 24 55 70

Solid carbide shoulder/slot milling cutters

MC326 Supreme inch



– Type N 50

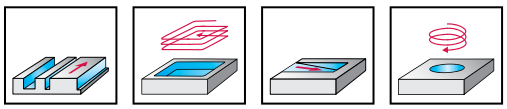

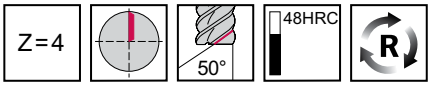

	P	M	K	N	S	H	O
WK40TF	●●	●	●		●		

Tool

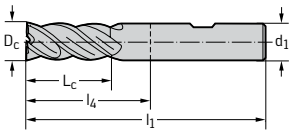

DIN 6535 HB

Designation	D_c h10	D_c h10 inch	l_{11} inch	L_c inch	l_1 inch	l_4 inch	d_1 inch	Z	WK40TF
MC326.6.35W4D-	1/4"	0,2500	0,004	0,750	3,000	1,437	0,375	4	☹
MC326.7.94W4D-	5/16"	0,3125	0,004	0,812	3,000	1,437	0,375	4	☹
MC326.9.53W4D-	3/8"	0,3750	0,004	0,875	3,000	1,437	0,375	4	☹
MC326.11.1W4D-	7/16"	0,4375	0,004	1,000	3,500	1,717	0,500	4	☹
MC326.12.7W4D-	1/2"	0,5000	0,006	1,000	3,500	1,717	0,500	4	☹
MC326.15.9W4D-	5/8"	0,6250	0,006	1,250	3,500	1,594	0,625	4	☹
MC326.19.1W4D-	3/4"	0,7500	0,006	1,500	4,000	1,969	0,750	4	☹

Slot milling $a_p \leq 0.9 \times D_c$ | Shoulder milling $a_e \leq 0.3 \times D_c$ | Ordering example for the grade WK40TF: MC326.11.1W4D-WK40TF

D1

WALTER SELECT

●● Primary application ● Other application

Best tool for → Good = ☺ → Average = 😐 → Poor = ☹ machining conditions

New addition to the product range = ☺ 😐 ☹ / ★

Solid carbide shoulder/slot milling cutters

MC326 Supreme mm



– Long reach
– Type N 50

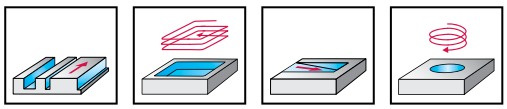

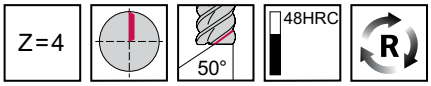

	P	M	K	N	S	H	O
WK40TF	●●	●	●		●		

Tool

Designation	D_c h10 mm	l_{11} mm	L_c mm	l_3 mm	d_2 mm	l_1 mm	l_4 mm	d_1 mm	Z	WK40TF
MC326-06.0A4BC-	6	0,1	13	19	5,7	57	21	6	4	
MC326-08.0A4BC-	8	0,1	19	25	7,6	63	27	8	4	
MC326-10.0A4BC-	10	0,1	22	30	9,5	72	32	10	4	
MC326-12.0A4BC-	12	0,1	26	36	11,4	83	38	12	4	
MC326-14.0A4BC-	14	0,15	26	36	13,3	83	38	14	4	
MC326-16.0A4BC-	16	0,15	32	42	15,2	92	44	16	4	
MC326-20.0A4BC-	20	0,15	38	52	19	104	54	20	4	

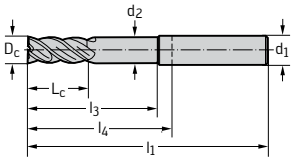

DIN 6535 HA

Designation	D_c h10 mm	l_{11} mm	L_c mm	l_3 mm	d_2 mm	l_1 mm	l_4 mm	d_1 mm	Z	WK40TF
MC326-06.0W4BC-	6	0,1	13	19	5,7	57	21	6	4	
MC326-08.0W4BC-	8	0,1	19	25	7,6	63	27	8	4	
MC326-10.0W4BC-	10	0,1	22	30	9,5	72	32	10	4	
MC326-12.0W4BC-	12	0,1	26	36	11,4	83	38	12	4	
MC326-14.0W4BC-	14	0,15	26	36	13,3	83	38	14	4	
MC326-16.0W4BC-	16	0,15	32	42	15,2	92	44	16	4	
MC326-20.0W4BC-	20	0,15	38	52	19	104	54	20	4	

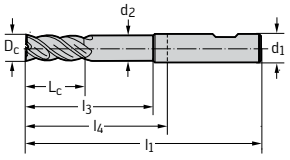

DIN 6535 HB

Slot milling $a_p \leq 0.9 \times D_c$ | Shoulder milling $a_e \leq 0.3 \times D_c$ | Ordering example for the grade WK40TF: MC326-06.0A4BC-WK40TF

D1

WALTER SELECT

●● Primary application ● Other application

Best tool for → Good = ☺ → Average = 😐 → Poor = ☹ machining conditions

☺ 😐 ☹ / ★ = New addition to the product range

www.isotool.se
Tel. 044 - 24 55 70

Solid carbide shoulder/slot milling cutters

MC326 Supreme mm




– Long reach
– Type N 50, long

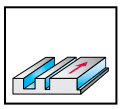
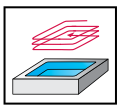
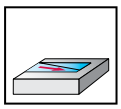
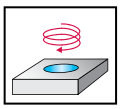

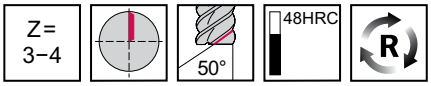

	P	M	K	N	S	H	O
WK40TF	●●	●	●		●		

Tool

Designation	D_c h10 mm	l_{11} mm	L_c mm	l_3 mm	d_2 mm	l_1 mm	l_4 mm	d_1 mm	Z	WK40TF
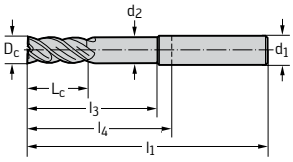 DIN 6535 HA										
MC326-04.0A3LC-	4	0,1	11	15	3,8	57	21	6	3	
MC326-05.0A3LC-	5	0,1	13	16	4,8	57	21	6	3	
MC326-06.0A4LC-	6	0,1	13	27	5,7	65	29	6	4	
MC326-08.0A4LC-	8	0,1	19	42	7,6	80	44	8	4	
MC326-10.0A4LC-	10	0,1	22	58	9,5	100	60	10	4	
MC326-12.0A4LC-	12	0,1	26	53	11,4	100	55	12	4	
MC326-14.0A4LC-	14	0,15	26	57	13,3	104	59	14	4	
MC326-16.0A4LC-	16	0,15	32	65	15,2	115	67	16	4	
MC326-20.0A4LC-	20	0,15	38	73	19	125	75	20	4	
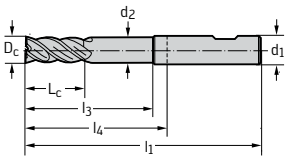 DIN 6535 HB										
MC326-04.0W3LC-	4	0,1	11	15	3,8	57	21	6	3	
MC326-05.0W3LC-	5	0,1	13	16	4,8	57	21	6	3	
MC326-06.0W4LC-	6	0,1	13	27	5,7	65	29	6	4	
MC326-08.0W4LC-	8	0,1	19	42	7,6	80	44	8	4	
MC326-10.0W4LC-	10	0,1	22	58	9,5	100	60	10	4	
MC326-12.0W4LC-	12	0,1	26	53	11,4	100	55	12	4	
MC326-14.0W4LC-	14	0,15	26	57	13,3	104	59	14	4	
MC326-16.0W4LC-	16	0,15	32	65	15,2	115	67	16	4	
MC326-20.0W4LC-	20	0,15	38	73	19	125	75	20	4	

Slot milling $a_p \leq 0.9 \times D_c$ | Shoulder milling $a_e \leq 0.3 \times D_c$ | Ordering example for the grade WK40TF: MC326-04.0A3LC-WK40TF

D1

WALTER SELECT

●● Primary application ● Other application

Best tool for → Good = ☺ → Average = 😐 → Poor = ☹ machining conditions

New addition to the product range = ☺ 😐 ☹ / ★

www.isotool.se
Tel. 044 - 24 55 70

Solid carbide shoulder/slot milling cutters

MC326 Supreme inch



– Long reach
– Type N 50

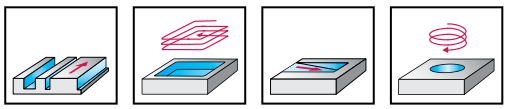

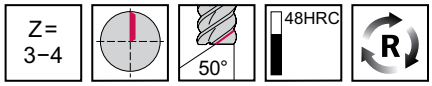

	P	M	K	N	S	H	O
WK40TF	●●	●	●		●		

Tool

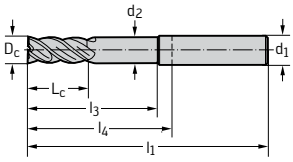

Cylindrical shank

Designation	D_c h10	D_c h10 inch	l_{11} inch	L_c inch	l_3 inch	d_2 inch	l_1 inch	l_4 inch	d_1 inch	Z	WK40TF
MC326.3.18A4LC-	1/8"	0,1250	0,004	0,500	1,188	0,119	3,000	1,583	0,250	3	☺
MC326.4.76A4LC-	3/16"	0,1875	0,004	0,625	1,125	0,178	3,000	1,583	0,250	3	☺
MC326.6.35A4LC-	1/4"	0,2500	0,004	0,750	1,375	0,237	3,000	1,583	0,250	4	☺
MC326.7.94A4LC-	5/16"	0,3125	0,004	0,812	1,500	0,297	3,250	1,833	0,375	4	☺
MC326.9.53A4LC-	3/8"	0,3750	0,004	0,875	1,500	0,356	3,250	1,833	0,375	4	☺
MC326.11.1A4LC-	7/16"	0,4375	0,004	1,000	2,875	0,416	4,750	2,967	0,500	4	☺
MC326.12.7A4LC-	1/2"	0,5000	0,006	1,000	2,875	0,475	4,750	2,967	0,500	4	☺
MC326.15.9A4LC-	5/8"	0,6250	0,006	1,250	3,000	0,594	5,000	3,094	0,625	4	☺
MC326.19.1A4LC-	3/4"	0,7500	0,006	1,500	3,000	0,713	5,250	3,218	0,750	4	☺

Slot milling $a_p \leq 0.9 \times D_c$ | Shoulder milling $a_e \leq 0.3 \times D_c$ | Ordering example for the grade WK40TF: MC326.11.1A4LC-WK40TF

D1

WALTER SELECT

●● Primary application ● Other application

Best tool for → Good = ☺ → Average = 😐 → Poor = ☹ machining conditions

☺ 😐 ☹ / ★ = New addition to the product range

www.isotool.se
Tel. 044 - 24 55 70

Solid carbide shoulder/slot milling cutters

MC326 Supreme inch



– Long reach
– Type N 50

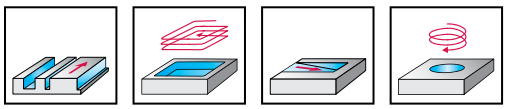

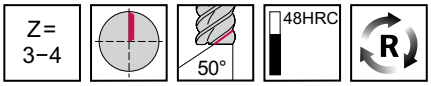

	P	M	K	N	S	H	O
WK40TF	●●	●	●		●		

Tool

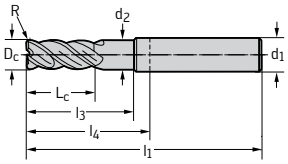

Cylindrical shank

Designation	D_c h9	D_c h9 inch	R inch	L_c inch	l_3 inch	d_2 inch	l_1 inch	l_4 inch	d_1 inch	Z	WK40TF
MC326.3.18A4L051C-	1/8"	0,1250	0,020	0,500	1,188	0,119	3,000	1,583	0,250	3	☺
MC326.4.76A4L051C-	3/16"	0,1875	0,020	0,625	1,125	0,178	3,000	1,583	0,250	3	☺
MC326.6.35A4L076C-	1/4"	0,2500	0,030	0,750	1,375	0,237	3,000	1,583	0,250	4	☺
MC326.6.35A4L102C-	1/4"	0,2500	0,040	0,750	1,375	0,237	3,000	1,583	0,250	4	☺
MC326.7.94A4L076C-	5/16"	0,3125	0,030	0,812	1,500	0,297	3,500	1,937	0,375	4	☺
MC326.7.94A4L203C-	5/16"	0,3125	0,080	0,812	1,500	0,297	3,500	1,937	0,375	4	☺
MC326.9.53A4L076C-	3/8"	0,3750	0,030	0,875	1,500	0,356	3,500	1,937	0,375	4	☺
MC326.9.53A4L152C-	3/8"	0,3750	0,060	0,875	1,500	0,356	3,500	1,937	0,375	4	☺
MC326.9.53A4L203C-	3/8"	0,3750	0,080	0,875	1,500	0,356	3,500	1,937	0,375	4	☺
MC326.12.7A4L076C-	1/2"	0,5000	0,030	1,000	2,875	0,475	4,750	2,967	0,500	4	☺
MC326.12.7A4L152C-	1/2"	0,5000	0,060	1,000	2,875	0,475	4,750	2,967	0,500	4	☺
MC326.12.7A4L305C-	1/2"	0,5000	0,120	1,000	2,875	0,475	4,750	2,967	0,500	4	☺
MC326.15.9A4L076C-	5/8"	0,6250	0,030	1,250	3,000	0,594	5,000	3,217	0,625	4	☺
MC326.15.9A4L152C-	5/8"	0,6250	0,060	1,250	3,000	0,594	5,000	3,217	0,625	4	☺
MC326.15.9A4L318C-	5/8"	0,6250	0,125	1,250	3,000	0,594	5,000	3,094	0,625	4	☺
MC326.19.1A4L152C-	3/4"	0,7500	0,060	1,500	3,000	0,713	5,250	3,218	0,750	4	☺
MC326.19.1A4L318C-	3/4"	0,7500	0,125	1,500	3,000	0,713	5,250	3,218	0,750	4	☺
MC326.19.1A4L406C-	3/4"	0,7500	0,160	1,500	3,000	0,713	5,250	3,218	0,750	4	☺

Slot milling $a_p \leq 0.9 \times D_c$ | Shoulder milling $a_e \leq 0.3 \times D_c$ | Ordering example for the grade WK40TF: MC326.12.7A4L076C-WK40TF

D1

WALTER SELECT

●● Primary application ● Other application

Best tool for → Good = ☺ → Average = 😐 → Poor = ☹ machining conditions

New addition to the product range = ☺ 😐 ☹ / ★

Solid carbide shoulder/slot milling cutters

MC326 Supreme mm



– Long reach
– Type N 50

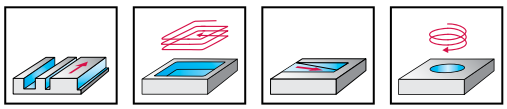

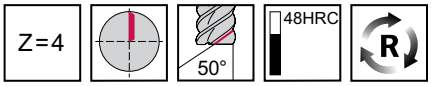

	P	M	K	N	S	H	O
WK40TF	●●	●	●		●		

Tool

Designation	D_c h10 mm	l_{11} mm	L_c mm	l_3 mm	d_2 mm	l_1 mm	l_4 mm	d_1 mm	Z	WK40TF
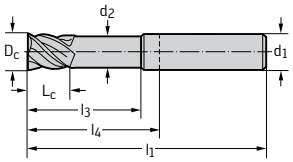 DIN 6535 HA										
MC326-06.0A4BCJ-	6	0,1	6	19	5,7	57	21	6	4	☺
MC326-08.0A4BCJ-	8	0,1	8	25	7,6	63	27	8	4	☺
MC326-10.0A4BCJ-	10	0,1	10	30	9,5	72	32	10	4	☺
MC326-12.0A4BCJ-	12	0,1	12	36	11,4	83	38	12	4	☺
MC326-16.0A4BCJ-	16	0,15	16	42	15,2	92	44	16	4	☺
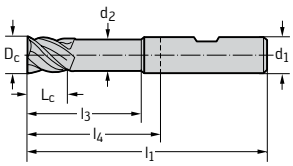 DIN 6535 HB										
MC326-06.0W4BCJ-	6	0,1	6	19	5,7	57	21	6	4	☺
MC326-08.0W4BCJ-	8	0,1	8	25	7,6	63	27	8	4	☺
MC326-10.0W4BCJ-	10	0,1	10	30	9,5	72	32	10	4	☺
MC326-12.0W4BCJ-	12	0,1	12	36	11,4	83	38	12	4	☺
MC326-16.0W4BCJ-	16	0,15	16	42	15,2	92	44	16	4	☺

Slot milling $a_p \leq 0.9 \times D_c$ | Shoulder milling $a_e \leq 0.3 \times D_c$ | Ordering example for the grade WK40TF: MC326-06.0A4BCJ-WK40TF

D1

WALTER SELECT

●● Primary application ● Other application

Best tool for ➔ Good = ☺ ➔ Average = 😐 ➔ Poor = ☹ machining conditions

☺ 😐 ☹ / ★ = New addition to the product range

www.isotool.se
Tel. 044 - 24 55 70

Solid carbide shoulder/slot milling cutters

MC326 Supreme inch



– Long reach
– Type N 50

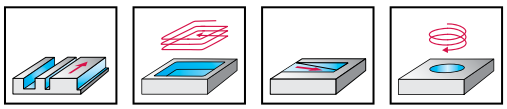

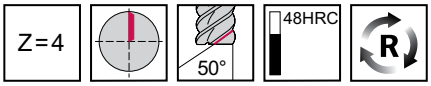

	P	M	K	N	S	H	O
WK40TF	●●	●	●		●		

Tool

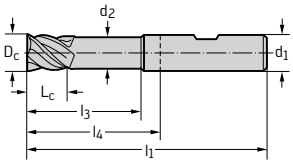

DIN 6535 HB

Designation	D_c h10	D_c h10 inch	l_{11} inch	L_c inch	l_3 inch	d_2 inch	l_1 inch	l_4 inch	d_1 inch	Z	WK40TF
MC326.6.35W4DCJ-	1/4"	0,2500	0,004	0,250	0,875	0,237	3,000	1,437	0,375	4	
MC326.7.94W4DCJ-	5/16"	0,3125	0,004	0,313	1,000	0,297	3,000	1,437	0,375	4	
MC326.9.53W4DCJ-	3/8"	0,3750	0,004	0,375	1,000	0,356	3,000	1,437	0,375	4	
MC326.12.7W4DCJ-	1/2"	0,5000	0,006	0,500	1,375	0,475	3,500	1,717	0,500	4	
MC326.19.1W4DCJ-	3/4"	0,7500	0,006	0,750	2,000	0,713	4,250	2,218	0,750	4	

Slot milling $a_p \leq 0.9 \times D_c$ | Shoulder milling $a_e \leq 0.3 \times D_c$ | Ordering example for the grade WK40TF: MC326.12.7W4DCJ-WK40TF

D1

WALTER SELECT

●● Primary application ● Other application

Best tool for → Good = ☺ → Average = 😐 → Poor = ☹ machining conditions

New addition to the product range = ☺ 😐 ☹ / ★

www.isotool.se
Tel. 044 - 24 55 70

Solid carbide shoulder/slot milling cutters

MC326 Supreme mm



– Type N 50

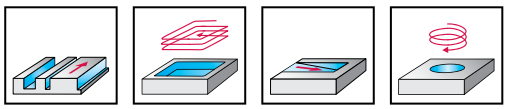

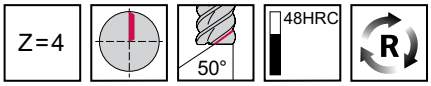

	P	M	K	N	S	H	O
WK40TF	●●	●	●		●		

Tool

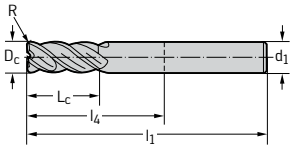

DIN 6535 HA

Designation	D_c h9 mm	R mm	L_c mm	l_1 mm	l_4 mm	d_1 mm	Z	WK40TF
MC326-06.0A4B100-	6	1	13	57	21	6	4	
MC326-08.0A4B200-	8	2	19	63	27	8	4	
MC326-10.0A4B200-	10	2	22	72	32	10	4	
MC326-12.0A4B300-	12	3	26	83	38	12	4	
MC326-14.0A4B300-	14	3	26	83	38	14	4	
MC326-16.0A4B300-	16	3	32	92	44	16	4	
MC326-16.0A4B400-	16	4	32	92	44	16	4	
MC326-20.0A4B300-	20	3	38	104	54	20	4	

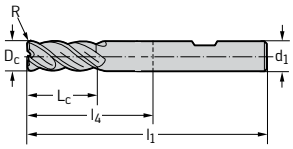

DIN 6535 HB

Designation	D_c h9 mm	R mm	L_c mm	l_1 mm	l_4 mm	d_1 mm	Z	WK40TF
MC326-06.0W4B100-	6	1	13	57	21	6	4	
MC326-08.0W4B200-	8	2	19	63	27	8	4	
MC326-10.0W4B200-	10	2	22	72	32	10	4	
MC326-12.0W4B300-	12	3	26	83	38	12	4	
MC326-14.0W4B300-	14	3	26	83	38	14	4	
MC326-16.0W4B300-	16	3	32	92	44	16	4	
MC326-16.0W4B400-	16	4	32	92	44	16	4	
MC326-20.0W4B300-	20	3	38	104	54	20	4	
MC326-20.0W4B400-	20	4	38	104	54	20	4	

Slot milling $a_p \leq 0.9 \times D_c$ | Shoulder milling $a_e \leq 0.3 \times D_c$ | Ordering example for the grade WK40TF: MC326-06.0A4B100-WK40TF

D1

WALTER SELECT

●● Primary application ● Other application

Best tool for → Good = 😊 → Average = 😐 → Poor = ☹ machining conditions

😊 😐 ☹ / ★ = New addition to the product range

www.isotool.se
Tel. 044 - 24 55 70

Solid carbide shoulder/slot milling cutters

MC326 Supreme inch



– Type N 50

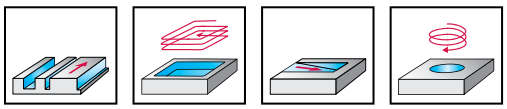

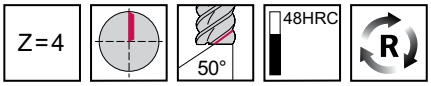

	P	M	K	N	S	H	O
WK40TF	●●	●	●		●		

Tool

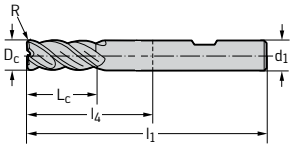

DIN 6535 HB

Designation	D_c h9	D_c h9 inch	R inch	L_c inch	l_1 inch	l_4 inch	d_1 inch	Z	WK40TF
MC326.6.35W4D102-	1/4"	0,2500	0,040	0,750	3,000	1,437	0,375	4	☺
MC326.7.94W4D203-	5/16"	0,3125	0,080	0,812	3,000	1,437	0,375	4	☺
MC326.9.53W4D203-	3/8"	0,3750	0,080	0,875	3,000	1,437	0,375	4	☺
MC326.11.1W4D203-	7/16"	0,4375	0,080	1,000	3,500	1,717	0,500	4	☺
MC326.12.7W4D305-	1/2"	0,5000	0,120	1,000	3,500	1,717	0,500	4	☺
MC326.15.9W4D318-	5/8"	0,6250	0,125	1,250	3,500	1,594	0,625	4	☺
MC326.15.9W4D406-	5/8"	0,6250	0,160	1,250	3,500	1,594	0,625	4	☺
MC326.19.1W4D318-	3/4"	0,7500	0,125	1,500	4,000	1,969	0,750	4	☺
MC326.19.1W4D406-	3/4"	0,7500	0,160	1,500	4,000	1,969	0,750	4	☺

Slot milling $a_p \leq 0.9 \times D_c$ | Shoulder milling $a_e \leq 0.3 \times D_c$ | Ordering example for the grade WK40TF: MC326.11.1W4D203-WK40TF

D1

WALTER SELECT

●● Primary application ● Other application

Best tool for → Good = ☺ → Average = 😐 → Poor = ☹ machining conditions

New addition to the product range = ☺ 😐 ☹ / ★

www.isotool.se
Tel. 044 - 24 55 70

Solid carbide shoulder/slot milling cutters

MC326 Supreme mm



– Type N 50

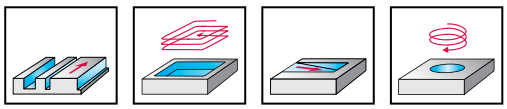

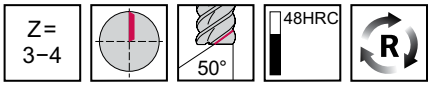

	P	M	K	N	S	H	O
WK40TF	●●	●	●		●		

Tool

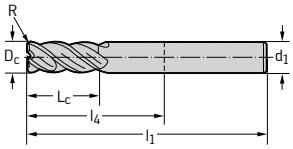

DIN 6535 HA

Designation	D_c h9 mm	R mm	L_c mm	l_1 mm	l_4 mm	d_1 mm	Z	WK40TF
MC326-04.0A3L100-	4	1	11	57	21	6	3	●●
MC326-05.0A3L100-	5	1	13	57	21	6	3	●●
MC326-06.0A4L100-	6	1	13	65	29	6	4	●●
MC326-08.0A4L200-	8	2	19	80	44	8	4	●●
MC326-10.0A4L200-	10	2	22	100	60	10	4	●●
MC326-12.0A4L300-	12	3	26	100	55	12	4	●●
MC326-14.0A4L300-	14	3	26	104	59	14	4	●●
MC326-16.0A4L400-	16	4	32	115	67	16	4	●●
MC326-20.0A4L400-	20	4	38	125	75	20	4	●●

Slot milling $a_p \leq 0.9 \times D_c$ | Shoulder milling $a_e \leq 0.3 \times D_c$ | Ordering example for the grade WK40TF: MC326-04.0A3L100-WK40TF

D1

WALTER SELECT

●● Primary application ● Other application

Best tool for → Good = ☺ → Average = 😐 → Poor = ☹ machining conditions

☺ 😐 ☹ / ★ = New addition to the product range

www.isotool.se
Tel. 044 - 24 55 70

Solid carbide shoulder/slot milling cutters

MC326 Supreme mm



– Long reach
– Type N 50

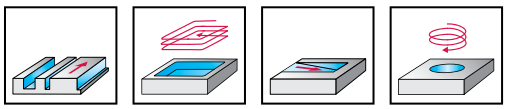

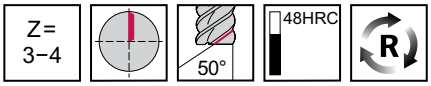

	P	M	K	N	S	H	O
WK40TF	●●	●	●		●		

Tool

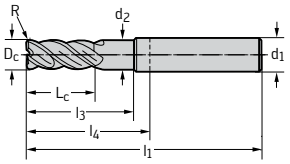

DIN 6535 HA

Designation	D_c h9 mm	R mm	L_c mm	l_3 mm	d_2 mm	l_1 mm	l_4 mm	d_1 mm	Z	WK40TF
MC326-02.0A3B020C-	2	0,2	7	10	1,9	57	21	6	3	☺
MC326-03.0A3B030C-	3	0,3	8	10	2,9	57	21	6	3	☺
MC326-04.0A3B050C-	4	0,5	11	15	3,8	57	21	6	3	☺
MC326-05.0A3B050C-	5	0,5	13	16	4,8	57	21	6	3	☺
MC326-06.0A4B050C-	6	0,5	13	19	5,7	57	21	6	4	☺
MC326-06.0A4B080C-	6	0,8	13	19	5,7	57	21	6	4	☺
MC326-06.0A4B100C-	6	1	13	19	5,7	57	21	6	4	☺
MC326-08.0A4B050C-	8	0,5	19	25	7,6	63	27	8	4	☺
MC326-08.0A4B080C-	8	0,8	19	25	7,6	63	27	8	4	☺
MC326-08.0A4B100C-	8	1	19	25	7,6	63	27	8	4	☺
MC326-08.0A4B150C-	8	1,5	19	25	7,6	63	27	8	4	☺
MC326-08.0A4B200C-	8	2	19	25	7,6	63	27	8	4	☺
MC326-10.0A4B050C-	10	0,5	22	30	9,5	72	32	10	4	☺
MC326-10.0A4B080C-	10	0,8	22	30	9,5	72	32	10	4	☺
MC326-10.0A4B100C-	10	1	22	30	9,5	72	32	10	4	☺
MC326-10.0A4B150C-	10	1,5	22	30	9,5	72	32	10	4	☺
MC326-10.0A4B200C-	10	2	22	30	9,5	72	32	10	4	☺
MC326-12.0A4B050C-	12	0,5	26	36	11,4	83	38	12	4	☺
MC326-12.0A4B080C-	12	0,8	26	36	11,4	83	38	12	4	☺
MC326-12.0A4B100C-	12	1	26	36	11,4	83	38	12	4	☺
MC326-12.0A4B150C-	12	1,5	26	36	11,4	83	38	12	4	☺
MC326-12.0A4B200C-	12	2	26	36	11,4	83	38	12	4	☺
MC326-12.0A4B250C-	12	2,5	26	36	11,4	83	38	12	4	☺
MC326-12.0A4B300C-	12	3	26	36	11,4	83	38	12	4	☺
MC326-14.0A4B100C-	14	1	26	36	13,3	83	38	14	4	☺
MC326-14.0A4B150C-	14	1,5	26	36	13,3	83	38	14	4	☺
MC326-14.0A4B200C-	14	2	26	36	13,3	83	38	14	4	☺
MC326-16.0A4B050C-	16	0,5	32	42	15,2	92	44	16	4	☺
MC326-16.0A4B100C-	16	1	32	42	15,2	92	44	16	4	☺
MC326-16.0A4B200C-	16	2	32	42	15,2	92	44	16	4	☺
MC326-16.0A4B250C-	16	2,5	32	42	15,2	92	44	16	4	☺
MC326-16.0A4B300C-	16	3	32	42	15,2	92	44	16	4	☺
MC326-16.0A4B400C-	16	4	32	42	15,2	92	44	16	4	☺
MC326-20.0A4B050C-	20	0,5	38	52	19	104	54	20	4	☺

Slot milling $a_p \leq 0.9 \times D_c$ | Shoulder milling $a_e \leq 0.3 \times D_c$ | Ordering example for the grade WK40TF: MC326-02.0A3B020C-WK40TF

D1

WALTER SELECT

●● Primary application ● Other application

Best tool for → Good = ☺ → Average = 😐 → Poor = ☹ machining conditions

New addition to the product range = ☺ 😐 ☹ / ★

Tool

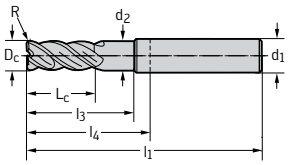

DIN 6535 HA

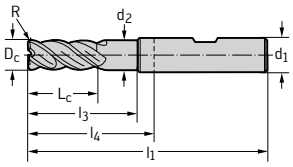

DIN 6535 HB

Designation	D_c h9 mm	R mm	L_c mm	l_3 mm	d_2 mm	l_1 mm	l_4 mm	d_1 mm	Z	WK40TF
MC326-20.0A4B100C-	20	1	38	52	19	104	54	20	4	☹
MC326-20.0A4B200C-	20	2	38	52	19	104	54	20	4	☹
MC326-20.0A4B250C-	20	2,5	38	52	19	104	54	20	4	☹
MC326-20.0A4B300C-	20	3	38	52	19	104	54	20	4	☹
MC326-20.0A4B400C-	20	4	38	52	19	104	54	20	4	☹
MC326-02.0W3B020C-	2	0,2	7	10	1,9	57	21	6	3	☹
MC326-03.0W3B030C-	3	0,3	8	10	2,9	57	21	6	3	☹
MC326-04.0W3B050C-	4	0,5	11	15	3,8	57	21	6	3	☹
MC326-05.0W3B050C-	5	0,5	13	16	4,8	57	21	6	3	☹
MC326-06.0W4B050C-	6	0,5	13	19	5,7	57	21	6	4	☹
MC326-06.0W4B100C-	6	1	13	19	5,7	57	21	6	4	☹
MC326-08.0W4B050C-	8	0,5	19	25	7,6	63	27	8	4	☹
MC326-08.0W4B100C-	8	1	19	25	7,6	63	27	8	4	☹
MC326-08.0W4B150C-	8	1,5	19	25	7,6	63	27	8	4	☹
MC326-08.0W4B200C-	8	2	19	25	7,6	63	27	8	4	☹
MC326-10.0W4B050C-	10	0,5	22	30	9,5	72	32	10	4	☹
MC326-10.0W4B100C-	10	1	22	30	9,5	72	32	10	4	☹
MC326-10.0W4B150C-	10	1,5	22	30	9,5	72	32	10	4	☹
MC326-10.0W4B200C-	10	2	22	30	9,5	72	32	10	4	☹
MC326-12.0W4B050C-	12	0,5	26	36	11,4	83	38	12	4	☹
MC326-12.0W4B100C-	12	1	26	36	11,4	83	38	12	4	☹
MC326-12.0W4B150C-	12	1,5	26	36	11,4	83	38	12	4	☹
MC326-12.0W4B200C-	12	2	26	36	11,4	83	38	12	4	☹
MC326-12.0W4B250C-	12	2,5	26	36	11,4	83	38	12	4	☹
MC326-12.0W4B300C-	12	3	26	36	11,4	83	38	12	4	☹
MC326-14.0W4B100C-	14	1	26	36	13,3	83	38	14	4	☹
MC326-14.0W4B300C-	14	3	26	36	13,3	83	38	14	4	☹
MC326-16.0W4B050C-	16	0,5	32	42	15,2	92	44	16	4	☹
MC326-16.0W4B100C-	16	1	32	42	15,2	92	44	16	4	☹
MC326-16.0W4B200C-	16	2	32	42	15,2	92	44	16	4	☹
MC326-16.0W4B250C-	16	2,5	32	42	15,2	92	44	16	4	☹
MC326-16.0W4B300C-	16	3	32	42	15,2	92	44	16	4	☹
MC326-16.0W4B400C-	16	4	32	42	15,2	92	44	16	4	☹
MC326-20.0W4B050C-	20	0,5	38	52	19	104	54	20	4	☹
MC326-20.0W4B100C-	20	1	38	52	19	104	54	20	4	☹
MC326-20.0W4B200C-	20	2	38	52	19	104	54	20	4	☹
MC326-20.0W4B250C-	20	2,5	38	52	19	104	54	20	4	☹
MC326-20.0W4B300C-	20	3	38	52	19	104	54	20	4	☹
MC326-20.0W4B400C-	20	4	38	52	19	104	54	20	4	☹

Slot milling $a_p \leq 0.9 \times D_c$ | Shoulder milling $a_e \leq 0.3 \times D_c$ | Ordering example for the grade WK40TF: MC326-02.0A3B020C-WK40TF

D1

WALTER SELECT

●● Primary application ● Other application

Best tool for → Good = ☺ → Average = 😐 → Poor = ☹ machining conditions

☺ 😐 ☹ / ★ = New addition to the product range

www.isotool.se
Tel. 044 - 24 55 70

Solid carbide shoulder/slot milling cutters

MC326 Supreme mm



– Long reach
– Type N 50, long

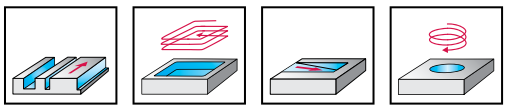

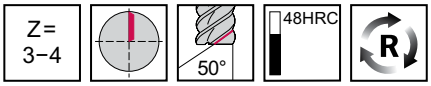

	P	M	K	N	S	H	O
WK40TF	●●	●	●		●		

Tool

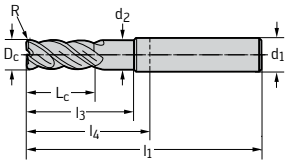

DIN 6535 HA

Designation	D_c h9 mm	R mm	L_c mm	l_3 mm	d_2 mm	l_1 mm	l_4 mm	d_1 mm	Z	WK40TF
MC326-04.0A3L100C-	4	1	11	15	3,8	57	21	6	3	☺
MC326-05.0A3L100C-	5	1	13	16	4,8	57	21	6	3	☺
MC326-06.0A4L050C-	6	0,5	13	27	5,7	65	29	6	4	☺
MC326-06.0A4L100C-	6	1	13	27	5,7	65	29	6	4	☺
MC326-08.0A4L050C-	8	0,5	19	42	7,6	80	44	8	4	☺
MC326-08.0A4L100C-	8	1	19	42	7,6	80	44	8	4	☺
MC326-08.0A4L200C-	8	2	19	42	7,6	80	44	8	4	☺
MC326-10.0A4L050C-	10	0,5	22	58	9,5	100	60	10	4	☺
MC326-10.0A4L100C-	10	1	22	58	9,5	100	60	10	4	☺
MC326-10.0A4L200C-	10	2	22	58	9,5	100	60	10	4	☺
MC326-12.0A4L050C-	12	0,5	26	53	11,4	100	55	12	4	☺
MC326-12.0A4L100C-	12	1	26	53	11,4	100	55	12	4	☺
MC326-12.0A4L300C-	12	3	26	53	11,4	100	55	12	4	☺
MC326-14.0A4L050C-	14	0,5	26	57	13,3	104	59	14	4	☺
MC326-14.0A4L100C-	14	1	26	57	13,3	104	59	14	4	☺
MC326-14.0A4L300C-	14	3	26	57	13,3	104	59	14	4	☺
MC326-16.0A4L050C-	16	0,5	32	65	15,2	115	67	16	4	☺
MC326-16.0A4L100C-	16	1	32	65	15,2	115	67	16	4	☺
MC326-16.0A4L200C-	16	2	32	65	15,2	115	67	16	4	☺
MC326-16.0A4L300C-	16	3	32	65	15,2	115	67	16	4	☺
MC326-16.0A4L400C-	16	4	32	65	15,2	115	67	16	4	☺
MC326-20.0A4L100C-	20	1	38	73	19	125	75	20	4	☺
MC326-20.0A4L200C-	20	2	38	73	19	125	75	20	4	☺
MC326-20.0A4L300C-	20	3	38	73	19	125	75	20	4	☺
MC326-20.0A4L400C-	20	4	38	73	19	125	75	20	4	☺

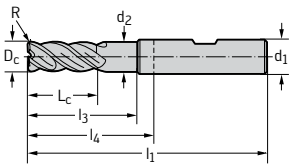

DIN 6535 HB

Designation	D_c h9 mm	R mm	L_c mm	l_3 mm	d_2 mm	l_1 mm	l_4 mm	d_1 mm	Z	WK40TF
MC326-04.0W3L100C-	4	1	11	15	3,8	57	21	6	3	☺
MC326-05.0W3L100C-	5	1	13	16	4,8	57	21	6	3	☺
MC326-06.0W4L050C-	6	0,5	13	27	5,7	65	29	6	4	☺
MC326-08.0W4L050C-	8	0,5	19	42	7,6	80	44	8	4	☺
MC326-08.0W4L100C-	8	1	19	42	7,6	80	44	8	4	☺
MC326-08.0W4L200C-	8	2	19	42	7,6	80	44	8	4	☺
MC326-10.0W4L050C-	10	0,5	22	58	9,5	100	60	10	4	☺
MC326-10.0W4L100C-	10	1	22	58	9,5	100	60	10	4	☺
MC326-10.0W4L200C-	10	2	22	58	9,5	100	60	10	4	☺

Slot milling $a_p \leq 0.9 \times D_c$ | Shoulder milling $a_e \leq 0.3 \times D_c$ | Ordering example for the grade WK40TF: MC326-04.0A3L100C-WK40TF

WALTER SELECT

●● Primary application ● Other application

Best tool for → Good = ☺ → Average = 😐 → Poor = ☹ machining conditions

Tool

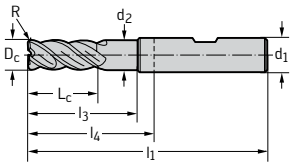

DIN 6535 HB

Designation	D_c h9 mm	R mm	L_c mm	l_3 mm	d_2 mm	l_1 mm	l_4 mm	d_1 mm	Z	WK40TF
MC326-12.0W4L050C-	12	0,5	26	53	11,4	100	55	12	4	☺
MC326-12.0W4L100C-	12	1	26	53	11,4	100	55	12	4	☺
MC326-14.0W4L050C-	14	0,5	26	57	13,3	104	59	14	4	☺
MC326-16.0W4L050C-	16	0,5	32	65	15,2	115	67	16	4	☺
MC326-16.0W4L100C-	16	1	32	65	15,2	115	67	16	4	☺
MC326-16.0W4L200C-	16	2	32	65	15,2	115	67	16	4	☺
MC326-16.0W4L300C-	16	3	32	65	15,2	115	67	16	4	☺
MC326-16.0W4L400C-	16	4	32	65	15,2	115	67	16	4	☺
MC326-20.0W4L100C-	20	1	38	73	19	125	75	20	4	☺
MC326-20.0W4L200C-	20	2	38	73	19	125	75	20	4	☺
MC326-20.0W4L300C-	20	3	38	73	19	125	75	20	4	☺
MC326-20.0W4L400C-	20	4	38	73	19	125	75	20	4	☺

Slot milling $a_p \leq 0.9 \times D_c$ | Shoulder milling $a_e \leq 0.3 \times D_c$ | Ordering example for the grade WK40TF: MC326-04.0A3L100C-WK40TF

D1

WALTER SELECT

●● Primary application ● Other application

Best tool for → Good = ☺ → Average = 😐 → Poor = ☹ machining conditions

☺ 😐 ☹ / ★ = New addition to the product range

www.isotool.se
Tel. 044 - 24 55 70

Solid carbide routing cutters

MC726 Supreme mm




– Type N 50

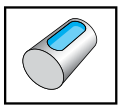
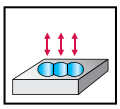
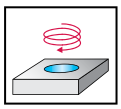
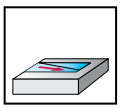
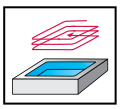

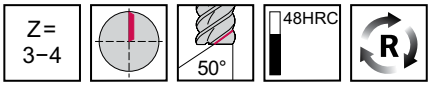

	P	M	K	N	S	H	O
WK40TF	●●	●	●		●		

Tool

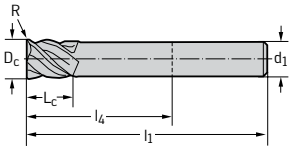

DIN 6535 HA

Designation	D_c e8 mm	R mm	L_c mm	l_1 mm	l_4 mm	d_1 mm	Z	WK40TF
MC726-02.8A3A008J-	2,8	0,08	3	50	14	6	3	☺
MC726-03.0A3A008J-	3	0,08	3	50	14	6	3	☺
MC726-03.8A3A008J-	3,8	0,08	4	54	18	6	3	☺
MC726-04.0A3A008J-	4	0,08	4	54	18	6	3	☺
MC726-04.8A3A016J-	4,8	0,16	5	54	18	6	3	☺
MC726-05.0A3A016J-	5	0,16	5	54	18	6	3	☺
MC726-05.8A4A016J-	5,75	0,16	6	54	18	6	4	☺
MC726-06.0A4A016J-	6	0,16	6	54	18	6	4	☺
MC726-07.8A4A016J-	7,75	0,16	8	58	22	8	4	☺
MC726-08.0A4A016J-	8	0,16	8	58	22	8	4	☺
MC726-09.7A4A025J-	9,7	0,25	10	66	26	10	4	☺
MC726-10.0A4A025J-	10	0,25	10	66	26	10	4	☺
MC726-12.0A4A025J-	12	0,25	12	73	28	12	4	☺
MC726-14.0A4A025J-	14	0,25	14	75	30	14	4	☺
MC726-16.0A4A025J-	16	0,25	16	82	34	16	4	☺

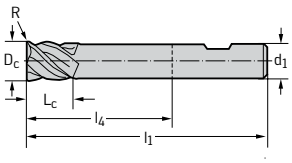

DIN 6535 HB

Designation	D_c e8 mm	R mm	L_c mm	l_1 mm	l_4 mm	d_1 mm	Z	WK40TF
MC726-02.8W3A008J-	2,8	0,08	3	50	14	6	3	☺
MC726-03.0W3A008J-	3	0,08	3	50	14	6	3	☺
MC726-03.8W3A008J-	3,8	0,08	4	54	18	6	3	☺
MC726-04.0W3A008J-	4	0,08	4	54	18	6	3	☺
MC726-04.8W3A016J-	4,8	0,16	5	54	18	6	3	☺
MC726-05.0W3A016J-	5	0,16	5	54	18	6	3	☺
MC726-05.8W4A016J-	5,75	0,16	6	54	18	6	4	☺
MC726-06.0W4A016J-	6	0,16	6	54	18	6	4	☺
MC726-07.8W4A016J-	7,75	0,16	8	58	22	8	4	☺
MC726-08.0W4A016J-	8	0,16	8	58	22	8	4	☺
MC726-09.7W4A025J-	9,7	0,25	10	66	26	10	4	☺
MC726-10.0W4A025J-	10	0,25	10	66	26	10	4	☺
MC726-12.0W4A025J-	12	0,25	12	73	28	12	4	☺
MC726-14.0W4A025J-	14	0,25	14	75	30	14	4	☺
MC726-16.0W4A025J-	16	0,25	16	82	34	16	4	☺

Slot milling $a_p \leq 0.9 \times D_c$ | Shoulder milling $a_e \leq 0.3 \times D_c$ | Ordering example for the grade WK40TF: MC726-02.8A3A008J-WK40TF

D1

WALTER SELECT

●● Primary application ● Other application

Best tool for → Good = ☺ → Average = 😐 → Poor = ☹ machining conditions

Solid carbide shoulder/slot milling cutters

MC230 Advance mm

Xill·tec®



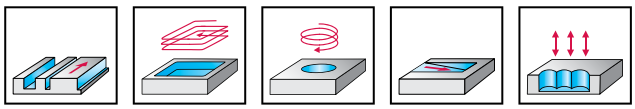

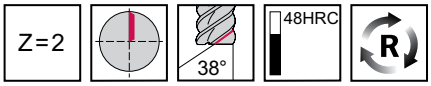

	P	M	K	N	S	H	O
WK40TF	●●	●	●	●	●		

Tool									
	Designation	D_c h10 mm	l_{11} mm	L_c mm	l_1 mm	l_4 mm	d_1 h5 mm	Z	WK40TF
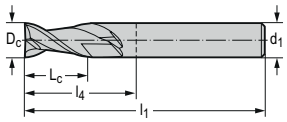	MC230-02.0A2B-	2	0,1	6	57	21	6	2	☺
	MC230-02.5A2B-	2,5	0,1	7	57	21	6	2	☺
	MC230-03.0A2B-	3	0,1	7	57	21	6	2	☺
	MC230-03.5A2B-	3,5	0,1	7	57	21	6	2	☺
	MC230-04.0A2B-	4	0,1	8	57	21	6	2	☺
	MC230-04.5A2B-	4,5	0,1	8	57	21	6	2	☺
	MC230-05.0A2B-	5	0,1	10	57	21	6	2	☺
	MC230-06.0A2B-	6	0,1	10	57	21	6	2	☺
	MC230-07.0A2B-	7	0,1	13	63	27	8	2	☺
	MC230-08.0A2B-	8	0,1	16	63	27	8	2	☺
	MC230-09.0A2B-	9	0,1	16	72	32	10	2	☺
	MC230-10.0A2B-	10	0,1	19	72	32	10	2	☺
	MC230-11.0A2B-	11	0,1	22	83	38	12	2	☺
	MC230-12.0A2B-	12	0,1	22	83	38	12	2	☺
	MC230-14.0A2B-	14	0,15	22	83	38	14	2	☺
	MC230-16.0A2B-	16	0,15	26	92	44	16	2	☺
	MC230-18.0A2B-	18	0,15	26	92	44	18	2	☺
	MC230-20.0A2B-	20	0,15	32	104	54	20	2	☺

DIN 6535 HA

Slot milling $a_p \leq 1.0 \times D_c$ | Shoulder milling $a_e \leq 0.5 \times D_c$ | Ordering example for the grade WK40TF: MC230-02.0A2B-WK40TF

D1

WALTER SELECT

●● Primary application ● Other application

Best tool for → Good = ☺ → Average = 😐 → Poor = ☹ machining conditions

☺ 😐 ☹ / ★ = New addition to the product range

www.isotool.se
Tel. 044 - 24 55 70

Solid carbide shoulder/slot milling cutters

MC230 Advance mm

Xill·tec®



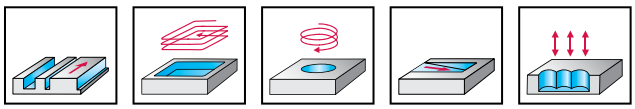

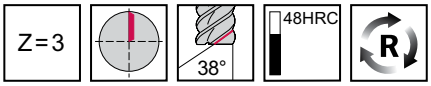

	P	M	K	N	S	H	O
WK40TF	●●	●	●	●	●		

Tool

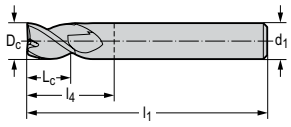

DIN 6535 HA

Designation	D_c h10 mm	l_{11} mm	L_c mm	l_1 mm	l_4 mm	d_1 h5 mm	Z	WK40TF
MC230-02.0A3S-	2	0,1	3	39	12	6	3	☺
MC230-03.0A3S-	3	0,1	4	39	12	6	3	☺
MC230-04.0A3S-	4	0,1	5	39	12	6	3	☺
MC230-05.0A3S-	5	0,1	6	39	12	6	3	☺
MC230-06.0A3S-	6	0,1	7	39	12	6	3	☺
MC230-08.0A3S-	8	0,1	9	44	17	8	3	☺
MC230-10.0A3S-	10	0,1	11	51	20	10	3	☺
MC230-12.0A3S-	12	0,1	13	56	22	12	3	☺

Slot milling $a_p \leq 0.8 \times D_c$ | Shoulder milling $a_e \leq 0.5 \times D_c$ | Ordering example for the grade WK40TF: MC230-02.0A3S-WK40TF

D1

WALTER SELECT

●● Primary application ● Other application

Best tool for → Good = ☺ → Average = 😐 → Poor = ☹ machining conditions

New addition to the product range = ☺ 😐 ☹ / ★

www.isotool.se
Tel. 044 - 24 55 70

Solid carbide shoulder/slot milling cutters

MC230 Advance mm

Xill·tec®



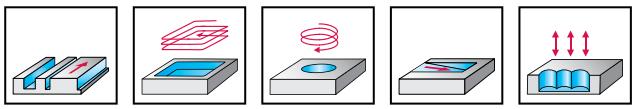

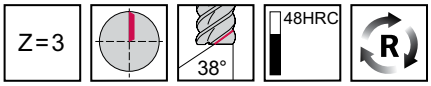

	P	M	K	N	S	H	O
WK40TF	●●	●	●	●	●		

Tool	Designation	D_c h10 mm	l_{11} mm	L_c mm	l_1 mm	l_4 mm	d_1 h5 mm	Z	WK40TF
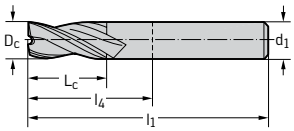 DIN 6535 HA	MC230-02.0A3B-	2	0,1	6	57	21	6	3	
	MC230-02.5A3B-	2,5	0,1	7	57	21	6	3	
	MC230-03.0A3B-	3	0,1	7	57	21	6	3	
	MC230-03.5A3B-	3,5	0,1	7	57	21	6	3	
	MC230-04.0A3B-	4	0,1	8	57	21	6	3	
	MC230-04.5A3B-	4,5	0,1	8	57	21	6	3	
	MC230-05.0A3B-	5	0,1	10	57	21	6	3	
	MC230-05.5A3B-	5,5	0,1	10	57	21	6	3	
	MC230-06.0A3B-	6	0,1	10	57	21	6	3	
	MC230-06.5A3B-	6,5	0,1	13	63	27	8	3	
	MC230-07.0A3B-	7	0,1	13	63	27	8	3	
	MC230-07.5A3B-	7,5	0,1	16	63	27	8	3	
	MC230-08.0A3B-	8	0,1	16	63	27	8	3	
	MC230-09.0A3B-	9	0,1	16	72	32	10	3	
	MC230-10.0A3B-	10	0,1	19	72	32	10	3	
	MC230-11.0A3B-	11	0,1	22	83	38	12	3	
	MC230-12.0A3B-	12	0,1	22	83	38	12	3	
	MC230-13.0A3B-	13	0,15	22	83	38	14	3	
	MC230-14.0A3B-	14	0,15	22	83	38	14	3	
	MC230-15.0A3B-	15	0,15	26	92	44	16	3	
	MC230-16.0A3B-	16	0,15	26	92	44	16	3	
	MC230-18.0A3B-	18	0,15	26	92	44	18	3	
	MC230-20.0A3B-	20	0,15	32	104	54	20	3	
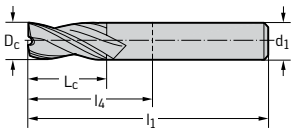 DIN 6535 HA	MC230-01.0A3BJ-	1		3	38	10	3	3	
	MC230-01.1A3BJ-	1,1		3	38	10	3	3	
	MC230-01.2A3BJ-	1,2		3	38	10	3	3	
	MC230-01.3A3BJ-	1,3		3	38	10	3	3	
	MC230-01.4A3BJ-	1,4		3	38	10	3	3	
	MC230-01.5A3BJ-	1,5		3	38	10	3	3	
	MC230-01.6A3BJ-	1,6		3	38	10	3	3	
	MC230-01.7A3BJ-	1,7		3	38	10	3	3	
	MC230-01.8A3BJ-	1,8		3	38	10	3	3	
	MC230-01.9A3BJ-	1,9		3	38	10	3	3	
	MC230-02.0A3BJ-	2	0,1	3	38	10	3	3	

Nutfräsen $a_p \leq 1,0 \times D_c$ | Eckfräsen $a_e \leq 0,5 \times D_c$ | Bestellbeispiel für die Sorte WK40TF: MC230-02.0A3B-WK40TF

D1

WALTER SELECT

●● Primary application ● Other application

Best tool for → Good = ☺ → Average = 😐 → Poor = ☹ machining conditions

☺ 😐 ☹ / ★ = New addition to the product range

www.isotool.se
Tel. 044 - 24 55 70

Tool

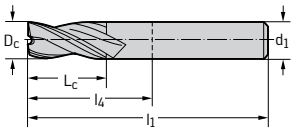

DIN 6535 HA

Designation	D_c h10 mm	l_{11} mm	L_c mm	l_1 mm	l_4 mm	d_1 h5 mm	Z	WK40TF
MC230-02.1A3BJ-	2,1	0,1	3	38	10	3	3	
MC230-02.2A3BJ-	2,2	0,1	3	38	10	3	3	
MC230-02.3A3BJ-	2,3	0,1	3	38	10	3	3	
MC230-02.4A3BJ-	2,4	0,1	3	38	10	3	3	
MC230-02.5A3BJ-	2,5	0,1	3	38	10	3	3	
MC230-02.6A3BJ-	2,6	0,1	3	38	10	3	3	
MC230-02.7A3BJ-	2,7	0,1	3	38	10	3	3	
MC230-02.8A3BJ-	2,8	0,1	3	38	10	3	3	
MC230-02.9A3BJ-	2,9	0,1	3	38	10	3	3	
MC230-03.0A3BJ-	3	0,1	3	38	10	3	3	

Nutfräsen $a_p \leq 1{,}0 \times D_c$ | Eckfräsen $a_e \leq 0{,}5 \times D_c$ | Bestellbeispiel für die Sorte WK40TF: MC230-02.0A3B-WK40TF

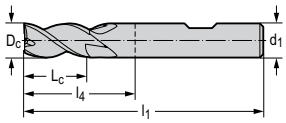

DIN 6535 HB

Bezeichnung	D_c h10 mm	l_{11} mm	L_c mm	l_1 mm	l_4 mm	d_1 h5 mm	Z	WK40TF
MC230-01.0W3B-	1		3	57	21	6	3	
MC230-01.5W3B-	1,5		3	57	21	6	3	
MC230-02.0W3B-	2	0,1	6	57	21	6	3	
MC230-02.5W3B-	2,5	0,1	7	57	21	6	3	
MC230-03.0W3B-	3	0,1	7	57	21	6	3	
MC230-03.5W3B-	3,5	0,1	7	57	21	6	3	
MC230-04.0W3B-	4	0,1	8	57	21	6	3	
MC230-04.5W3B-	4,5	0,1	8	57	21	6	3	
MC230-05.0W3B-	5	0,1	10	57	21	6	3	
MC230-05.5W3B-	5,5	0,1	10	57	21	6	3	
MC230-06.0W3B-	6	0,1	10	57	21	6	3	
MC230-08.0W3B-	8	0,1	16	63	27	8	3	
MC230-09.0W3B-	9	0,1	16	72	32	10	3	
MC230-10.0W3B-	10	0,1	19	72	32	10	3	
MC230-12.0W3B-	12	0,1	22	83	38	12	3	
MC230-14.0W3B-	14	0,15	22	83	38	14	3	
MC230-16.0W3B-	16	0,15	26	92	44	16	3	
MC230-20.0W3B-	20	0,15	32	104	54	20	3	

Slot milling $a_p \leq 1.0 \times D_c$ | Shoulder milling $a_e \leq 0.5 \times D_c$ | Ordering example for the grade WK40TF: MC230-02.0A3B-WK40TF

D1

WALTER SELECT

●● Primary application ● Other application

Best tool for → Good = ☺ → Average = 😐 → Poor = ☹ machining conditions

Solid carbide shoulder/slot milling cutters

MC230 Advance mm

Xill·tec®



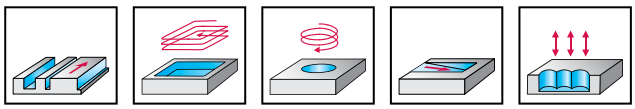

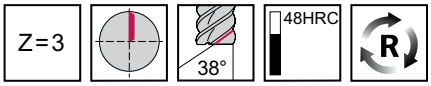

	P	M	K	N	S	H	O
WK40TF	●●	●	●	●	●		

Tool

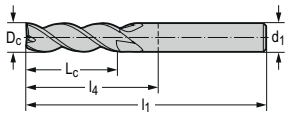

DIN 6535 HA

Designation	D_c h10 mm	l_{11} mm	L_c mm	l_1 mm	l_4 mm	d_1 h5 mm	Z	WK40TF
MC230-01.0A3L-	1		4	38	10	3	3	
MC230-01.5A3L-	1,5		6	38	10	3	3	
MC230-02.0A3L-	2	0,1	8	38	10	3	3	
MC230-03.0A3L-	3	0,1	12	38	12	3	3	
MC230-04.0A3L-	4	0,1	14	50	22	4	3	
MC230-05.0A3L-	5	0,1	16	57	21	6	3	
MC230-06.0A3L-	6	0,1	22	65	29	6	3	
MC230-08.0A3L-	8	0,1	28	80	44	8	3	
MC230-10.0A3L-	10	0,1	32	100	60	10	3	
MC230-12.0A3L-	12	0,1	38	100	55	12	3	
MC230-16.0A3L-	16	0,15	50	115	67	16	3	
MC230-20.0A3L-	20	0,15	50	125	75	20	3	

Slot milling $a_p \leq 1.0 \times D_c$ | Shoulder milling $a_e \leq 0.3 \times D_c$ | Ordering example for the grade WK40TF: MC230-01.0A3L-WK40TF

D1

WALTER SELECT

●● Primary application ● Other application

Best tool for → Good = ☺ → Average = 😐 → Poor = ☹ machining conditions

☺ 😐 ☹ / ★ = New addition to the product range

www.isotool.se
Tel. 044 - 24 55 70

Solid carbide shoulder/slot milling cutters

MC230 Advance mm

Xill·tec®



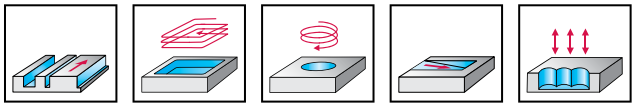

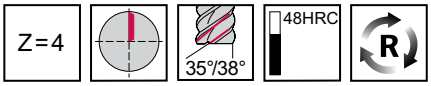

	P	M	K	N	S	H	O
WK40TF	●●	●	●	●	●		

Tool

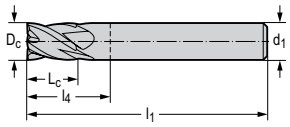

DIN 6535 HA

Designation	D_c h10 mm	l_{11} mm	L_c mm	l_1 mm	l_4 mm	d_1 h5 mm	Z	WK40TF
MC230-02.0A4S-	2	0,1	3	39	12	6	4	☺
MC230-03.0A4S-	3	0,1	4	39	12	6	4	☺
MC230-04.0A4S-	4	0,1	5	39	12,3	6	4	☺
MC230-05.0A4S-	5	0,1	6	39	12	6	4	☺
MC230-06.0A4S-	6	0,1	7	39	12	6	4	☺
MC230-08.0A4S-	8	0,1	9	44	17	8	4	☺
MC230-10.0A4S-	10	0,1	11	51	20	10	4	☺
MC230-12.0A4S-	12	0,1	13	56	22	12	4	☺

Slot milling $a_p \leq 0.8 \times D_c$ | Shoulder milling $a_e \leq 0.5 \times D_c$ | Ordering example for the grade WK40TF: MC230-02.0A4S-WK40TF

D1

WALTER SELECT

●● Primary application ● Other application

Best tool for → Good = ☺ → Average = 😐 → Poor = ☹ machining conditions

www.isotool.se
Tel. 044 - 24 55 70

Solid carbide shoulder/slot milling cutters

MC230 Advance mm

Xill·tec®



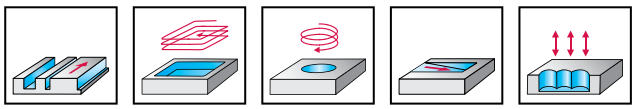

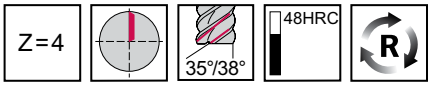

	P	M	K	N	S	H	O
WK40TF	●●	●	●	●	●		

Tool	Designation	D_c h10 mm	l_{11} mm	L_c mm	l_1 mm	l_4 mm	d_1 h5 mm	Z	WK40TF
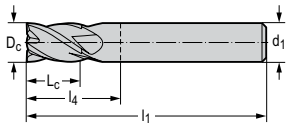 DIN 6535 HA	MC230-02.0A4A-	2	0,1	4	50	14	6	4	
	MC230-03.0A4A-	3	0,1	5	50	14	6	4	
	MC230-04.0A4A-	4	0,1	8	54	18	6	4	
	MC230-05.0A4A-	5	0,1	9	54	18	6	4	
	MC230-06.0A4A-	6	0,1	10	54	18	6	4	
	MC230-07.0A4A-	7	0,1	11	58	22	8	4	
	MC230-08.0A4A-	8	0,1	12	58	22	8	4	
	MC230-10.0A4A-	10	0,1	14	66	26	10	4	
	MC230-12.0A4A-	12	0,1	16	73	28	12	4	
	MC230-14.0A4A-	14	0,15	18	75	30	14	4	
	MC230-16.0A4A-	16	0,15	22	82	34	16	4	
	MC230-18.0A4A-	18	0,15	24	84	36	18	4	
	MC230-20.0A4A-	20	0,15	26	92	42	20	4	
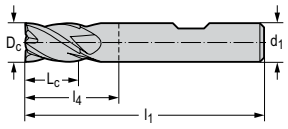 DIN 6535 HB	MC230-02.0W4A-	2	0,1	4	50	14	6	4	
	MC230-03.0W4A-	3	0,1	5	50	14	6	4	
	MC230-04.0W4A-	4	0,1	8	54	18	6	4	
	MC230-05.0W4A-	5	0,1	9	54	18	6	4	
	MC230-06.0W4A-	6	0,1	10	54	18	6	4	
	MC230-08.0W4A-	8	0,1	12	58	22	8	4	
	MC230-10.0W4A-	10	0,1	14	66	26	10	4	
	MC230-12.0W4A-	12	0,1	16	73	28	12	4	
	MC230-14.0W4A-	14	0,15	18	75	30	14	4	
	MC230-16.0W4A-	16	0,15	22	82	34	16	4	
	MC230-20.0W4A-	20	0,15	26	92	42	20	4	

Slot milling $a_p \leq 1.0 \times D_c$ | Shoulder milling $a_e \leq 0.5 \times D_c$ | Ordering example for the grade WK40TF: MC230-02.0A4A-WK40TF

D1

WALTER SELECT

●● Primary application ● Other application

Best tool for → Good = ☺ → Average = 😐 → Poor = ☹ machining conditions

☺ 😐 ☹ / ★ = New addition to the product range

www.isotool.se
Tel. 044 - 24 55 70

Solid carbide shoulder/slot milling cutters

MC230 Advance mm

Xill·tec®




– Long reach

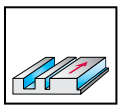
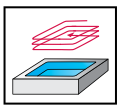
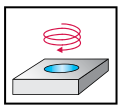
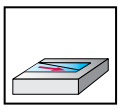
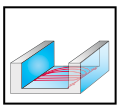

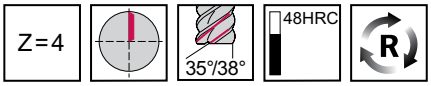

	P	M	K	N	S	H	O
WK40TF	●●	●	●	●	●		

Tool	Designation	D_c h10 mm	l_{11} mm	L_c mm	l_3 mm	d_2 mm	l_1 mm	l_4 mm	d_1 h5 mm	Z	WK40TF
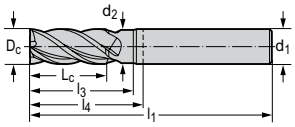 DIN 6535 HA	MC230-02.0A4BC-	2	0,1	7	11	1,9	57	21	6	4	☺
	MC230-02.5A4BC-	2,5	0,1	8	12	2,4	57	21	6	4	☺
	MC230-03.0A4BC-	3	0,1	8	12	2,9	57	21	6	4	☺
	MC230-03.5A4BC-	3,5	0,1	10	15	3,3	57	21	6	4	☺
	MC230-04.0A4BC-	4	0,1	11	15	3,8	57	21	6	4	☺
	MC230-04.5A4BC-	4,5	0,1	11	18	4,3	57	21	6	4	☺
	MC230-05.0A4BC-	5	0,1	13	18	4,8	57	21	6	4	☺
	MC230-05.5A4BC-	5,5	0,1	13	19	5,2	57	21	6	4	☺
	MC230-06.0A4BC-	6	0,1	13	19	5,7	57	21	6	4	☺
	MC230-06.5A4BC-	6,5	0,1	16	25	6,2	63	27	8	4	☺
	MC230-07.0A4BC-	7	0,1	16	25	6,7	63	27	8	4	☺
	MC230-08.0A4BC-	8	0,1	19	25	7,6	63	27	8	4	☺
	MC230-09.0A4BC-	9	0,1	19	30	8,6	72	32	10	4	☺
	MC230-10.0A4BC-	10	0,1	22	30	9,5	72	32	10	4	☺
	MC230-12.0A4BC-	12	0,1	26	36	11,4	83	38	12	4	☺
	MC230-14.0A4BC-	14	0,15	26	36	13,3	83	38	14	4	☺
	MC230-16.0A4BC-	16	0,15	32	42	15,2	92	44	16	4	☺
	MC230-18.0A4BC-	18	0,15	32	42	17,1	92	44	18	4	☺
	MC230-20.0A4BC-	20	0,15	38	52	19	104	54	20	4	☺
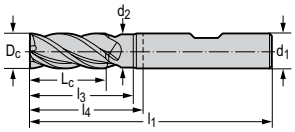 DIN 6535 HB	MC230-02.0W4BC-	2	0,1	7	11	1,9	57	21	6	4	☺
	MC230-02.5W4BC-	2,5	0,1	8	12	2,4	57	21	6	4	☺
	MC230-03.0W4BC-	3	0,1	8	12	2,9	57	21	6	4	☺
	MC230-04.0W4BC-	4	0,1	11	15	3,8	57	21	6	4	☺
	MC230-05.0W4BC-	5	0,1	13	18	4,8	57	21	6	4	☺
	MC230-06.0W4BC-	6	0,1	13	19	5,7	57	21	6	4	☺
	MC230-07.0W4BC-	7	0,1	16	25	6,7	63	27	8	4	☺
	MC230-08.0W4BC-	8	0,1	19	25	7,6	63	27	8	4	☺
	MC230-09.0W4BC-	9	0,1	19	30	8,6	72	32	10	4	☺
	MC230-10.0W4BC-	10	0,1	22	30	9,5	72	32	10	4	☺
	MC230-12.0W4BC-	12	0,1	26	36	11,4	83	38	12	4	☺
	MC230-14.0W4BC-	14	0,15	26	36	13,3	83	38	14	4	☺
	MC230-16.0W4BC-	16	0,15	32	42	15,2	92	44	16	4	☺
	MC230-18.0W4BC-	18	0,15	32	42	17,1	92	44	18	4	☺
	MC230-20.0W4BC-	20	0,15	38	52	19	104	54	20	4	☺

Slot milling $a_p \leq 1.0 \times D_c$ | Shoulder milling $a_e \leq 0.5 \times D_c$ | Ordering example for the grade WK40TF: MC230-02.0A4BC-WK40TF

D1

WALTER SELECT

●● Primary application ● Other application

Best tool for ➔ Good = ☺ ➔ Average = 😐 ➔ Poor = ☹ machining conditions

Tool

Designation	D_c h10 mm	l_{11} mm	L_c mm	l_3 mm	d_2 mm	l_1 mm	l_4 mm	d_1 h5 mm	Z	WK40TF
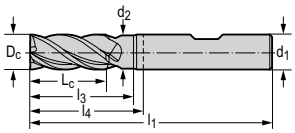 MC230-25.0W4BC-	25	0,15	45	63	23,8	121	65	25	4	●

DIN 6535 HB

Slot milling $a_p \leq 1.0 \times D_c$ | Shoulder milling $a_e \leq 0.5 \times D_c$ | Ordering example for the grade WK40TF: MC230-02.0A4BC-WK40TF

D1

WALTER SELECT

●● Primary application ● Other application

Best tool for → Good = ☺ → Average = 😐 → Poor = ☹ machining conditions

☺ 😐 ☹ / ★ = New addition to the product range

www.isotool.se
Tel. 044 - 24 55 70

Solid carbide shoulder/slot milling cutters

MC230 Advance mm

Xill·tec®




– Long reach

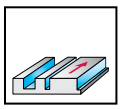
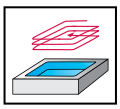
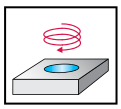
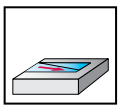
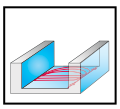

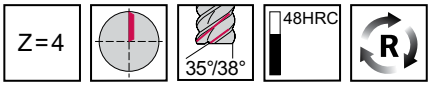

	P	M	K	N	S	H	O
WK40TF	●●	●	●	●	●		

Tool

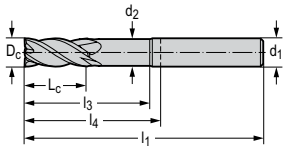

DIN 6535 HA

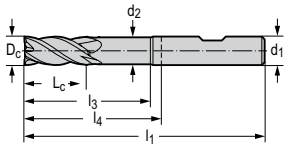

DIN 6535 HB

Designation	D_c h10 mm	l_{11} mm	L_c mm	l_3 mm	d_2 mm	l_1 mm	l_4 mm	d_1 h5 mm	Z	WK40TF
MC230-06.0A4LC-	6	0,1	13	27	5,7	65	29	6	4	☺
MC230-08.0A4LC-	8	0,1	19	42	7,6	80	44	8	4	☺
MC230-10.0A4LC-	10	0,1	22	58	9,5	100	60	10	4	☺
MC230-12.0A4LC-	12	0,1	26	53	11,4	100	55	12	4	☺
MC230-16.0A4LC-	16	0,15	32	65	15,2	115	67	16	4	☺
MC230-20.0A4LC-	20	0,15	38	73	19	125	75	20	4	☺
MC230-06.0W4LC-	6	0,1	13	27	5,7	65	29	6	4	☺
MC230-08.0W4LC-	8	0,1	19	42	7,6	80	44	8	4	☺
MC230-10.0W4LC-	10	0,1	22	58	9,5	100	60	10	4	☺
MC230-12.0W4LC-	12	0,1	26	53	11,4	100	55	12	4	☺
MC230-16.0W4LC-	16	0,15	32	65	15,2	115	67	16	4	☺
MC230-20.0W4LC-	20	0,15	38	73	19	125	75	20	4	☺

Slot milling $a_p \leq 1.0 \times D_c$ | Shoulder milling $a_e \leq 0.3 \times D_c$ | Ordering example for the grade WK40TF: MC230-06.0A4LC-WK40TF

D1

WALTER SELECT

●● Primary application ● Other application

Best tool for → Good = ☺ → Average = 😐 → Poor = ☹ machining conditions

www.isotool.se
Tel. 044 - 24 55 70

Solid carbide shoulder/slot milling cutters

MC230 Advance mm

Xill·tec®



– Long reach

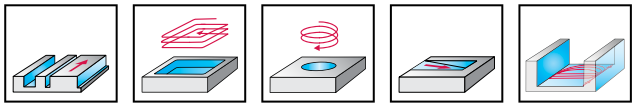

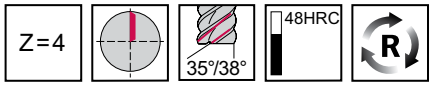

	P	M	K	N	S	H	O
WK40TF	●●	●	●	●	●		

Tool

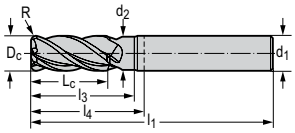

DIN 6535 HA

Designation	D_c h9 mm	R mm	L_c mm	l_3 mm	d_2 mm	l_1 mm	l_4 mm	d_1 h5 mm	Z	WK40TF
MC230-02.0A4B020C-	2	0,2	7	11	1,9	57	21	6	4	☺
MC230-03.0A4B030C-	3	0,3	8	12	2,9	57	21	6	4	☺
MC230-03.0A4B050C-	3	0,5	8	12	2,9	57	21	6	4	☺
MC230-04.0A4B020C-	4	0,2	11	15	3,8	57	21	6	4	☺
MC230-04.0A4B050C-	4	0,5	11	15	3,8	57	21	6	4	☺
MC230-05.0A4B050C-	5	0,5	13	18	4,8	57	21	6	4	☺
MC230-05.0A4B100C-	5	1	13	18	4,8	57	21	6	4	☺
MC230-06.0A4B050C-	6	0,5	13	19	5,7	57	21	6	4	☺
MC230-06.0A4B080C-	6	0,8	13	19	5,7	57	21	6	4	☺
MC230-06.0A4B100C-	6	1	13	19	5,7	57	21	6	4	☺
MC230-08.0A4B050C-	8	0,5	19	25	7,6	63	27	8	4	☺
MC230-08.0A4B080C-	8	0,8	19	25	7,6	63	27	8	4	☺
MC230-08.0A4B100C-	8	1	19	25	7,6	63	27	8	4	☺
MC230-08.0A4B150C-	8	1,5	19	25	7,6	63	27	8	4	☺
MC230-08.0A4B200C-	8	2	19	25	7,6	63	27	8	4	☺
MC230-10.0A4B050C-	10	0,5	22	30	9,5	72	32	10	4	☺
MC230-10.0A4B080C-	10	0,8	22	30	9,5	72	32	10	4	☺
MC230-10.0A4B100C-	10	1	22	30	9,5	72	32	10	4	☺
MC230-10.0A4B150C-	10	1,5	22	30	9,5	72	32	10	4	☺
MC230-10.0A4B200C-	10	2	22	30	9,5	72	32	10	4	☺
MC230-12.0A4B050C-	12	0,5	26	36	11,4	83	38	12	4	☺
MC230-12.0A4B080C-	12	0,8	26	36	11,4	83	38	12	4	☺
MC230-12.0A4B100C-	12	1	26	36	11,4	83	38	12	4	☺
MC230-12.0A4B150C-	12	1,5	26	36	11,4	83	38	12	4	☺
MC230-12.0A4B200C-	12	2	26	36	11,4	83	38	12	4	☺
MC230-12.0A4B250C-	12	2,5	26	36	11,4	83	38	12	4	☺
MC230-12.0A4B300C-	12	3	26	36	11,4	83	38	12	4	☺
MC230-16.0A4B050C-	16	0,5	32	42	15,2	92	44	16	4	☺
MC230-16.0A4B100C-	16	1	32	42	15,2	92	44	16	4	☺
MC230-16.0A4B200C-	16	2	32	42	15,2	92	44	16	4	☺
MC230-16.0A4B250C-	16	2,5	32	42	15,2	92	44	16	4	☺
MC230-16.0A4B300C-	16	3	32	42	15,2	92	44	16	4	☺
MC230-16.0A4B400C-	16	4	32	42	15,2	92	44	16	4	☺
MC230-20.0A4B050C-	20	0,5	38	52	19	104	54	20	4	☺

Slot milling $a_p \leq 1.0 \times D_c$ | Shoulder milling $a_e \leq 0.5 \times D_c$ | Ordering example for the grade WK40TF: MC230-02.0A4B020C-WK40TF

D1

WALTER SELECT

●● Primary application ● Other application

Best tool for → Good = ☺ → Average = 😐 → Poor = ☹ machining conditions

☺ 😐 ☹ / ★ = New addition to the product range

www.isotool.se
Tel. 044 - 24 55 70

Tool

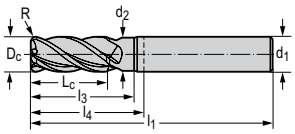

DIN 6535 HA

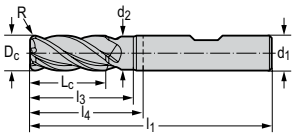

DIN 6535 HB

Designation	D_c h9 mm	R mm	L_c mm	l_3 mm	d_2 mm	l_1 mm	l_4 mm	d_1 h5 mm	Z	WK40TF
MC230-20.0A4B100C-	20	1	38	52	19	104	54	20	4	●●
MC230-20.0A4B200C-	20	2	38	52	19	104	54	20	4	●●
MC230-20.0A4B250C-	20	2,5	38	52	19	104	54	20	4	●●
MC230-20.0A4B300C-	20	3	38	52	19	104	54	20	4	●●
MC230-20.0A4B400C-	20	4	38	52	19	104	54	20	4	●●
MC230-05.0W4B050C-	5	0,5	13	18	4,8	57	21	6	4	●●
MC230-06.0W4B050C-	6	0,5	13	19	5,7	57	21	6	4	●●
MC230-06.0W4B080C-	6	0,8	13	19	5,7	57	21	6	4	●●
MC230-06.0W4B100C-	6	1	13	19	5,7	57	21	6	4	●●
MC230-08.0W4B050C-	8	0,5	19	25	7,6	63	27	8	4	●●
MC230-08.0W4B080C-	8	0,8	19	25	7,6	63	27	8	4	●●
MC230-08.0W4B100C-	8	1	19	25	7,6	63	27	8	4	●●
MC230-08.0W4B150C-	8	1,5	19	25	7,6	63	27	8	4	●●
MC230-08.0W4B200C-	8	2	19	25	7,6	63	27	8	4	●●
MC230-10.0W4B050C-	10	0,5	22	30	9,5	72	32	10	4	●●
MC230-10.0W4B080C-	10	0,8	22	30	9,5	72	32	10	4	●●
MC230-10.0W4B100C-	10	1	22	30	9,5	72	32	10	4	●●
MC230-10.0W4B150C-	10	1,5	22	30	9,5	72	32	10	4	●●
MC230-10.0W4B200C-	10	2	22	30	9,5	72	32	10	4	●●
MC230-12.0W4B050C-	12	0,5	26	36	11,4	83	38	12	4	●●
MC230-12.0W4B080C-	12	0,8	26	36	11,4	83	38	12	4	●●
MC230-12.0W4B100C-	12	1	26	36	11,4	83	38	12	4	●●
MC230-12.0W4B150C-	12	1,5	26	36	11,4	83	38	12	4	●●
MC230-12.0W4B200C-	12	2	26	36	11,4	83	38	12	4	●●
MC230-12.0W4B250C-	12	2,5	26	36	11,4	83	38	12	4	●●
MC230-12.0W4B300C-	12	3	26	36	11,4	83	38	12	4	●●
MC230-16.0W4B050C-	16	0,5	32	42	15,2	92	44	16	4	●●
MC230-16.0W4B100C-	16	1	32	42	15,2	92	44	16	4	●●
MC230-16.0W4B200C-	16	2	32	42	15,2	92	44	16	4	●●
MC230-16.0W4B250C-	16	2,5	32	42	15,2	92	44	16	4	●●
MC230-16.0W4B300C-	16	3	32	42	15,2	92	44	16	4	●●
MC230-16.0W4B400C-	16	4	32	42	15,2	92	44	16	4	●●
MC230-20.0W4B050C-	20	0,5	38	52	19	104	54	20	4	●●
MC230-20.0W4B100C-	20	1	38	52	19	104	54	20	4	●●
MC230-20.0W4B200C-	20	2	38	52	19	104	54	20	4	●●
MC230-20.0W4B250C-	20	2,5	38	52	19	104	54	20	4	●●
MC230-20.0W4B300C-	20	3	38	52	19	104	54	20	4	●●
MC230-20.0W4B400C-	20	4	38	52	19	104	54	20	4	●●
MC230-25.0W4B100C-	25	1	45	63	23,8	121	65	25	4	●●
MC230-25.0W4B200C-	25	2	45	63	23,8	121	65	25	4	●●
MC230-25.0W4B300C-	25	3	45	63	23,8	121	65	25	4	●●
MC230-25.0W4B400C-	25	4	45	63	23,8	121	65	25	4	●●

Slot milling $a_p \leq 1.0 \times D_c$ | Shoulder milling $a_e \leq 0.5 \times D_c$ | Ordering example for the grade WK40TF: MC230-02.0A4B020C-WK40TF

D1

WALTER SELECT

●● Primary application ● Other application

Best tool for → Good = ☺ → Average = 😐 → Poor = ☹ machining conditions

Solid carbide shoulder/slot milling cutters

MC230 Advance mm

Xill·tec®



– Long reach

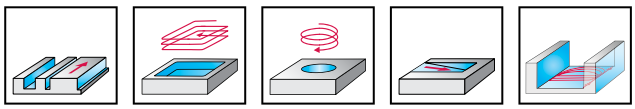

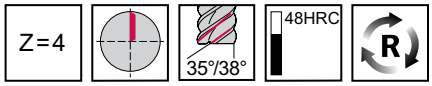

	P	M	K	N	S	H	O
WK40TF	●●	●	●	●	●		

Tool

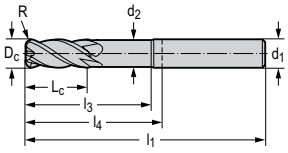

DIN 6535 HA

Designation	D_c h9 mm	R mm	L_c mm	l_3 mm	d_2 mm	l_1 mm	l_4 mm	d_1 h5 mm	Z	WK40TF
MC230-06.0A4L050C-	6	0,5	13	27	5,7	65	29	6	4	☺
MC230-06.0A4L100C-	6	1	13	27	5,7	65	29	6	4	☺
MC230-08.0A4L050C-	8	0,5	19	42	7,6	80	44	8	4	☺
MC230-08.0A4L100C-	8	1	19	42	7,6	80	44	8	4	☺
MC230-08.0A4L200C-	8	2	19	42	7,6	80	44	8	4	☺
MC230-10.0A4L050C-	10	0,5	22	58	9,5	100	60	10	4	☺
MC230-10.0A4L100C-	10	1	22	58	9,5	100	60	10	4	☺
MC230-10.0A4L200C-	10	2	22	58	9,5	100	60	10	4	☺
MC230-12.0A4L050C-	12	0,5	26	53	11,4	100	55	12	4	☺
MC230-12.0A4L100C-	12	1	26	53	11,4	100	55	12	4	☺
MC230-12.0A4L200C-	12	2	26	53	11,4	100	55	12	4	☺
MC230-12.0A4L300C-	12	3	26	53	11,4	100	55	12	4	☺
MC230-16.0A4L100C-	16	1	32	65	15,2	115	67	16	4	☺
MC230-16.0A4L200C-	16	2	32	65	15,2	115	67	16	4	☺
MC230-16.0A4L400C-	16	4	32	65	15,2	115	67	16	4	☺
MC230-20.0A4L100C-	20	1	38	73	19	125	75	20	4	☺
MC230-20.0A4L200C-	20	2	38	73	19	125	75	20	4	☺
MC230-20.0A4L400C-	20	4	38	73	19	125	75	20	4	☺

Slot milling $a_p \leq 1.0 \times D_c$ | Shoulder milling $a_e \leq 0.3 \times D_c$ | Ordering example for the grade WK40TF: MC230-06.0A4L050C-WK40TF

D1

WALTER SELECT

●● Primary application ● Other application

Best tool for → Good = ☺ → Average = 😐 → Poor = ☹ machining conditions

☺ 😐 ☹ / ★ = New addition to the product range

www.isotool.se
Tel. 044 - 24 55 70

Solid carbide shoulder/slot milling cutters

MC230 Advance mm

Xill·tec®



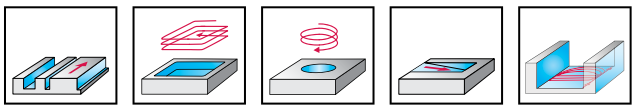

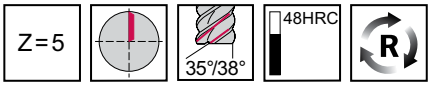

	P	M	K	N	S	H	O
WK40TF	●●	●	●	●	●		

Tool

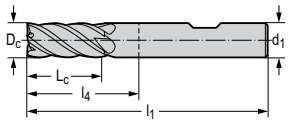

DIN 6535 HB

Designation	D_c h10 mm	l_{11} mm	L_c mm	l_1 mm	l_4 mm	d_1 h5 mm	Z	WK40TF
MC230-06.0W5B-	6	0,1	13	57	21	6	5	☹
MC230-08.0W5B-	8	0,1	19	63	27	8	5	☹
MC230-10.0W5B-	10	0,1	22	72	32	10	5	☹
MC230-12.0W5B-	12	0,1	26	83	38	12	5	☹
MC230-16.0W5B-	16	0,15	32	92	44	16	5	☹
MC230-20.0W5B-	20	0,15	38	104	54	20	5	☹

Slot milling $a_p \leq 1.0 \times D_c$ | Shoulder milling $a_e \leq 0.5 \times D_c$ | Ordering example for the grade WK40TF: MC230-06.0W5B-WK40TF

D1

WALTER SELECT

●● Primary application ● Other application

Best tool for → Good = ☺ → Average = ☹ → Poor = ☠ machining conditions

New addition to the product range = ☺ ☹ ☠ / ★

www.isotool.se
Tel. 044 - 24 55 70

Solid carbide shoulder/slot milling cutters

MC230 Advance mm

Xill·tec®



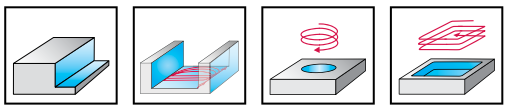

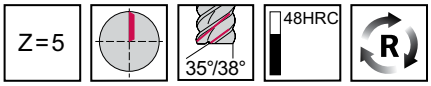

	P	M	K	N	S	H	O
WK40TF	●●	●	●	●	●		

Tool

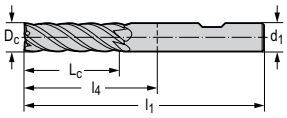

DIN 6535 HB

Designation	D_c h10 mm	l_{11} mm	L_c mm	l_1 mm	l_4 mm	d_1 h5 mm	Z	WK40TF
MC230-06.0W5L-	6	0,1	22	65	29	6	5	☺
MC230-08.0W5L-	8	0,1	28	80	44	8	5	☺
MC230-10.0W5L-	10	0,1	32	100	60	10	5	☺
MC230-12.0W5L-	12	0,1	40	100	55	12	5	☺

Shoulder milling $a_e \leq 0.3 \times D_c$ | Ordering example for the grade WK40TF: MC230-06.0W5L-WK40TF

D1

WALTER SELECT

●● Primary application ● Other application

Best tool for → Good = ☺ → Average = 😐 → Poor = ☹ machining conditions

☺ 😐 ☹ / ★ = New addition to the product range

www.isotool.se
Tel. 044 - 24 55 70

Solid carbide shoulder/slot milling cutters

MC230 Advance mm

Xill·tec®




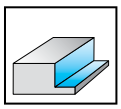
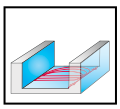
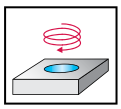
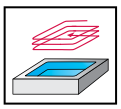










	P	M	K	N	S	H	O
WK40TF	●●	●	●	●	●		

Tool	Designation	D_c h10 mm	l_{11} mm	L_c mm	l_1 mm	l_4 mm	d_1 h5 mm	Z	WK40TF
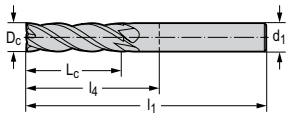 DIN 6535 HA	MC230-06.0A4L-	6	0,1	22	65	29	6	4	
	MC230-08.0A4L-	8	0,1	28	80	44	8	4	
	MC230-10.0A4L-	10	0,1	32	100	60	10	4	
	MC230-12.0A4L-	12	0,1	40	100	55	12	4	
	MC230-14.0A4L-	14	0,15	50	104	59	14	4	
	MC230-16.0A5L-	16	0,15	50	115	67	16	5	
	MC230-20.0A5L-	20	0,15	55	125	75	20	5	
	MC230-20.0A6LJ-	20	0,15	75	145	95	20	6	
	MC230-25.0A8LJ-	25	0,15	90	153	97	25	8	
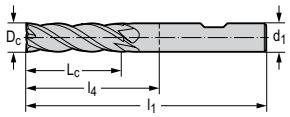 DIN 6535 HB	MC230-06.0W4L-	6	0,1	22	65	29	6	4	
	MC230-08.0W4L-	8	0,1	28	80	44	8	4	
	MC230-10.0W4L-	10	0,1	32	100	60	10	4	
	MC230-12.0W4L-	12	0,1	40	100	55	12	4	
	MC230-14.0W4L-	14	0,15	50	104	59	14	4	
	MC230-16.0W5L-	16	0,15	50	115	67	16	5	
	MC230-20.0W5L-	20	0,15	55	125	75	20	5	
	MC230-20.0W6LJ-	20	0,15	75	145	95	20	6	
	MC230-25.0W8LJ-	25	0,15	90	153	97	25	8	

Shoulder milling $a_e \leq 0.3 \times D_c$ | Ordering example for the grade WK40TF: MC230-06.0A4L-WK40TF

D1

WALTER SELECT

●● Primary application ● Other application

Best tool for → Good = ☺ → Average = 😐 → Poor = ☹ machining conditions

New addition to the product range = ☺ 😐 ☹ / ★

www.isotool.se
Tel. 044 - 24 55 70

Solid carbide shoulder/slot milling cutters

MC230 Advance mm

Xill·tec®



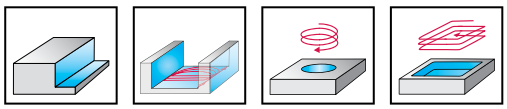

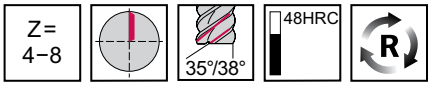

	P	M	K	N	S	H	O
WK40TF	●●	●	●	●	●		

Tool	Designation	D_c h10 mm	l_{11} mm	L_c mm	l_1 mm	l_4 mm	d_1 h5 mm	Z	WK40TF
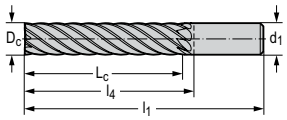 DIN 6535 HA	MC230-06.0A4XL-	6	0,1	30	80	44	6	4	
	MC230-08.0A4XL-	8	0,1	40	97	61	8	4	
	MC230-10.0A4XL-	10	0,1	50	118	78	10	4	
	MC230-12.0A4XL-	12	0,1	60	120	75	12	4	
	MC230-16.0A5XK-	16	0,15	65	130	82	16	5	
	MC230-16.0A5XL-	16	0,15	80	145	97	16	5	
	MC230-20.0A6XL-	20	0,15	100	170	120	20	6	
	MC230-25.0A8XL-	25	0,15	125	188	132	25	8	
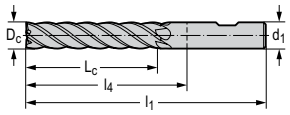 DIN 6535 HB	MC230-04.0W4XL-	4	0,1	20	65	29	6	4	
	MC230-05.0W4XL-	5	0,1	25	65	29	6	4	
	MC230-06.0W4XL-	6	0,1	30	80	44	6	4	
	MC230-08.0W4XL-	8	0,1	40	97	61	8	4	
	MC230-10.0W4XL-	10	0,1	50	118	78	10	4	
	MC230-12.0W4XL-	12	0,1	60	120	75	12	4	
	MC230-14.0W4XL-	14	0,15	70	124	79	14	4	
	MC230-16.0W5XK-	16	0,15	65	130	82	16	5	
	MC230-16.0W5XL-	16	0,15	80	145	97	16	5	
	MC230-18.0W5XL-	18	0,15	90	155	107	18	5	
	MC230-20.0W6XL-	20	0,15	100	170	120	20	6	
	MC230-25.0W8XL-	25	0,15	125	188	132	25	8	

Shoulder milling $a_e \leq 0.1 \times D_c$ | Ordering example for the grade WK40TF: MC230-06.0A4XL-WK40TF

D1

WALTER SELECT

●● Primary application ● Other application

Best tool for → Good = ☺ → Average = 😐 → Poor = ☹ machining conditions

☺ 😐 ☹ / ★ = New addition to the product range

www.isotool.se
Tel. 044 - 24 55 70

Solid carbide shoulder milling cutters

MC233 Advance mm

Xill·tec®



– Chip breaker

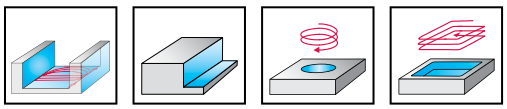

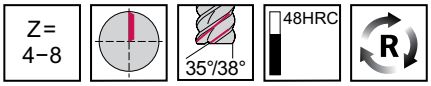

	P	M	K	N	S	H	O
WK40TF	●●	●	●	●	●		

Tool

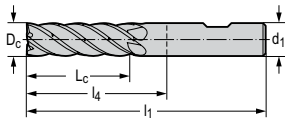

DIN 6535 HB

Designation	D_c h10 mm	l_{11} mm	L_c mm	l_1 mm	l_4 mm	d_1 h5 mm	Z	WK40TF
MC233-08.0W4L-	8	0,1	28	80	44	8	4	☺
MC233-10.0W4L-	10	0,1	32	100	60	10	4	☺
MC233-12.0W4L-	12	0,1	40	100	55	12	4	☺
MC233-16.0W5L-	16	0,15	50	115	67	16	5	☺
MC233-20.0W5L-	20	0,15	55	125	75	20	5	☺
MC233-25.0W8LJ-	25	0,15	90	153	97	25	8	☺

Shoulder milling $a_e \leq 0.3 \times D_c$ | Ordering example for the grade WK40TF: MC233-08.0W4L-WK40TF

D1

WALTER SELECT

●● Primary application ● Other application

Best tool for → Good = ☺ → Average = 😐 → Poor = ☹ machining conditions

www.isotool.se
Tel. 044 - 24 55 70

Solid carbide shoulder milling cutters

MC233 Advance mm

Xill·tec®



– Chip breaker

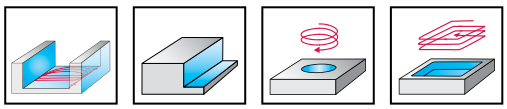

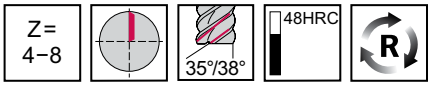

	P	M	K	N	S	H	O
WK40TF	●●	●	●	●	●		

Tool

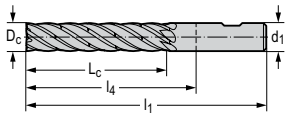

DIN 6535 HB

Designation	D_c h10 mm	l_{11} mm	L_c mm	l_1 mm	l_4 mm	d_1 h5 mm	Z	WK40TF
MC233-08.0W4XL-	8	0,1	40	97	61	8	4	☺
MC233-10.0W4XL-	10	0,1	50	118	78	10	4	☺
MC233-12.0W4XL-	12	0,1	60	120	75	12	4	☺
MC233-16.0W5XL-	16	0,15	80	145	97	16	5	☺
MC233-20.0W6XL-	20	0,15	100	170	120	20	6	☺
MC233-25.0W8XL-	25	0,15	125	188	132	25	8	☺

Shoulder milling $a_e \leq 0.1 \times D_c$ | Ordering example for the grade WK40TF: MC233-08.0W4XL-WK40TF

D1

WALTER SELECT

●● Primary application ● Other application

Best tool for → Good = ☺ → Average = 😐 → Poor = ☹ machining conditions

☺ 😐 ☹ / ★ = New addition to the product range

www.isotool.se
Tel. 044 - 24 55 70

Solid carbide shoulder/slot milling cutters

MC213 Advance mm



– Long reach
– Type HSC 30, long

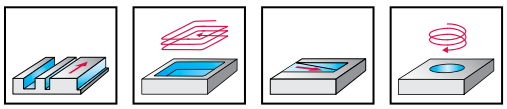



	P	M	K	N	S	H	O
WJ30TF	●●	●	●		●		

Tool

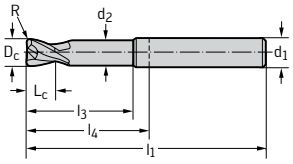

DIN 6535 HA

Designation	D_c h7 mm	R mm	L_c mm	l_3 mm	d_2 mm	l_1 mm	l_4 mm	d_1 mm	Z	WJ30TF
MC213-00.6A2L006C-	0,6	0,06	0,6	2	0,6	54	18	6	2	☺
MC213-01.0A2L010C-	1	0,1	1	4	1	65	29	6	2	☺
MC213-01.5A2L015C-	1,5	0,15	1,5	6	1,4	65	29	6	2	☺
MC213-02.0A2L020C-	2	0,2	2	8	1,9	72	36	6	2	☺
MC213-02.0A2L050C-	2	0,5	2	8	1,9	72	36	6	2	☺
MC213-03.0A2L020C-	3	0,2	3	12	2,9	72	36	6	2	☺
MC213-03.0A2L030C-	3	0,3	3	12	2,9	72	36	6	2	☺
MC213-04.0A2L040C-	4	0,4	4	16	3,8	72	36	6	2	☺
MC213-05.0A2L050C-	5	0,5	5	20	4,8	72	36	6	2	☺
MC213-06.0A2L020C-	6	0,2	6	24	5,7	72	36	6	2	☺
MC213-06.0A2L050C-	6	0,5	6	24	5,7	72	36	6	2	☺
MC213-08.0A2L030C-	8	0,3	8	29	7,6	80	44	8	2	☺
MC213-08.0A2L050C-	8	0,5	8	29	7,6	80	44	8	2	☺
MC213-08.0A2L100C-	8	1	8	29	7,6	80	44	8	2	☺
MC213-10.0A2L030C-	10	0,3	10	35	9,5	100	60	10	2	☺
MC213-10.0A2L050C-	10	0,5	10	35	9,5	100	60	10	2	☺
MC213-12.0A2L050C-	12	0,5	12	36	11,4	100	55	12	2	☺
MC213-12.0A2L100C-	12	1	12	36	11,4	100	55	12	2	☺

Slot milling $a_p \leq 0.5 \times D_c$ | Shoulder milling $a_e \leq 0.6 \times D_c$ | Ordering example for the grade WJ30TF: MC213-00.6A2L006C-WJ30TF

D1

WALTER SELECT

●● Primary application ● Other application

Best tool for → Good = ☺ → Average = 😐 → Poor = ☹ machining conditions

New addition to the product range = ☺ 😐 ☹ / ★

www.isotool.se
Tel. 044 - 24 55 70

Solid carbide shoulder/slot milling cutters

MC213 Advance mm



– Long reach
– Type HSC 30

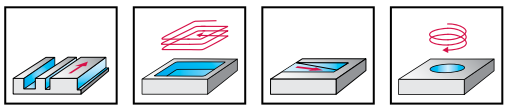



	P	M	K	N	S	H	O
WJ30TF	●●	●	●		●		

Tool

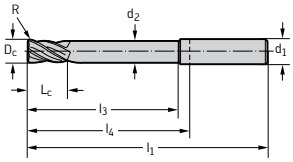

DIN 6535 HA

Designation	D_c h7 mm	R mm	L_c mm	l_3 mm	d_2 mm	l_1 mm	l_4 mm	d_1 mm	Z	WJ30TF
MC213-04.0A2X050R-	4	0,5	4	20	3,9	100	64	6	2	☺
MC213-04.0A2X050S-	4	0,5	4	30	3,9	100	64	6	2	☺
MC213-04.0A2X050T-	4	0,5	4	40	3,9	100	64	6	2	☺
MC213-05.0A2X050R-	5	0,5	5	25	4,9	100	64	6	2	☺
MC213-05.0A2X050S-	5	0,5	5	50	4,9	100	64	6	2	☺
MC213-06.0A4X050R-	6	0,5	6	30	5,9	100	64	6	4	☺
MC213-06.0A4X050S-	6	0,5	6	45	5,9	100	64	6	4	☺
MC213-06.0A4X050T-	6	0,5	6	60	5,9	100	64	6	4	☺
MC213-08.0A4X050R-	8	0,5	8	40	7,9	120	84	8	4	☺
MC213-08.0A4X050S-	8	0,5	8	60	7,9	120	84	8	4	☺
MC213-08.0A4X050T-	8	0,5	8	80	7,9	120	84	8	4	☺
MC213-10.0A4X100S-	10	1	10	50	9,9	150	110	10	4	☺
MC213-10.0A4X100T-	10	1	10	75	9,9	150	110	10	4	☺
MC213-12.0A4X100S-	12	1	12	60	11,8	150	105	12	4	☺

Slot milling $a_p \leq 0.3 \times D_c$ | Shoulder milling $a_e \leq 0.3 \times D_c$ | Ordering example for the grade WJ30TF: MC213-04.0A2X050R-WJ30TF

D1

WALTER SELECT

●● Primary application ● Other application

Best tool for → Good = ☺ → Average = 😐 → Poor = ☹ machining conditions

☺ 😐 ☹ / ★ = New addition to the product range

www.isotool.se
Tel. 044 - 24 55 70

Solid carbide routing cutters

MC716 Advance mm



– Type 30

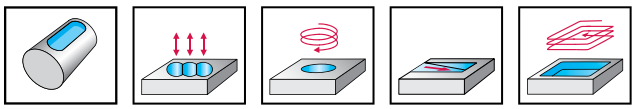



	P	M	K	N	S	H	O
WJ30TF	●●	●	●		●		

Tool

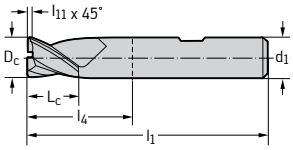

DIN 6535 HB

Designation	D_c e8 mm	l_{11} mm	L_c mm	l_1 mm	l_4 mm	d_1 mm	Z	WJ30TF
MC716-02.0W2A-	2	0,1	3	50	14	6	2	☺
MC716-02.5W2A-	2,5	0,1	3	50	14	6	2	☺
MC716-02.8W2A-	2,8	0,1	4	50	14	6	2	☺
MC716-03.0W2A-	3	0,1	4	50	14	6	2	☺
MC716-03.5W2A-	3,5	0,1	4	50	14	6	2	☺
MC716-03.8W2A-	3,8	0,1	5	54	18	6	2	☺
MC716-04.0W2A-	4	0,1	5	54	18	6	2	☺
MC716-04.8W2A-	4,8	0,15	6	54	18	6	2	☺
MC716-05.0W2A-	5	0,15	6	54	18	6	2	☺
MC716-05.75W2A-	5,75	0,15	7	54	18	6	2	☺
MC716-06.0W2A-	6	0,15	7	54	18	6	2	☺
MC716-07.75W2A-	7,75	0,15	9	58	22	8	2	☺
MC716-09.0W2A-	9	0,25	10	66	26	10	2	☺
MC716-09.7W2A-	9,7	0,25	11	66	26	10	2	☺
MC716-10.0W2A-	10	0,25	11	66	26	10	2	☺
MC716-11.7W2A-	11,7	0,25	12	73	28	12	2	☺
MC716-12.0W2A-	12	0,25	12	73	28	12	2	☺
MC716-13.7W2A-	13,7	0,25	14	75	30	14	2	☺

Slot milling $a_p \leq 0.5 \times D_c$ | Shoulder milling $a_e \leq 0.6 \times D_c$ | *Undersized milling cutter with cutting edge tolerance h10 | Ordering example for the grade WJ30TF: MC716-02.0W2A-WJ30TF

D1

WALTER SELECT

●● Primary application ● Other application

Best tool for → Good = ☺ → Average = 😐 → Poor = ☹ machining conditions

www.isotool.se
Tel. 044 - 24 55 70

Solid carbide routing cutters

MC716 Advance mm



– Type 30

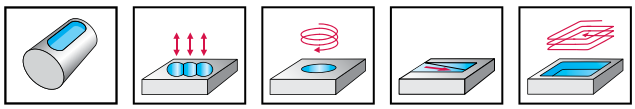



	P	M	K	N	S	H	O
WJ30TF	●●	●	●		●		

Tool

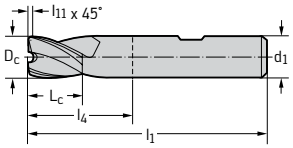

DIN 6535 HB

Designation	D_c h10 mm	l_{11} mm	L_c mm	l_1 mm	l_4 mm	d_1 mm	Z	WJ30TF
MC716-01.8W3A-	1,8	0,1	3	50	14	6	3	
MC716-02.0W3A-	2	0,1	3	50	14	6	3	
MC716-02.5W3A-	2,5	0,1	3	50	14	6	3	
MC716-02.8W3A-	2,8	0,1	4	50	14	6	3	
MC716-03.0W3A-	3	0,1	4	50	14	6	3	
MC716-03.5W3A-	3,5	0,1	4	50	14	6	3	
MC716-03.8W3A-	3,8	0,1	5	54	18	6	3	
MC716-04.0W3A-	4	0,1	5	54	18	6	3	
MC716-04.8W3A-	4,8	0,15	6	54	18	6	3	
MC716-05.0W3A-	5	0,15	6	54	18	6	3	
MC716-05.75W3A-	5,75	0,15	7	54	18	6	3	
MC716-06.0W3A-	6	0,15	7	54	18	6	3	
MC716-06.75W3A-	6,75	0,15	8	58	22	8	3	
MC716-07.0W3A-	7	0,15	8	58	22	8	3	
MC716-07.75W3A-	7,75	0,15	9	58	22	8	3	
MC716-08.0W3A-	8	0,15	9	58	22	8	3	
MC716-09.0W3A-	9	0,25	10	66	26	10	3	
MC716-09.7W3A-	9,7	0,25	11	66	26	10	3	
MC716-10.0W3A-	10	0,25	11	66	26	10	3	
MC716-11.7W3A-	11,7	0,25	12	73	28	12	3	
MC716-12.0W3A-	12	0,25	12	73	28	12	3	
MC716-13.7W3A-	13,7	0,25	14	75	30	14	3	
MC716-14.0W3A-	14	0,25	14	75	30	14	3	
MC716-15.7W3A-	15,7	0,25	16	82	34	16	3	
MC716-16.0W3A-	16	0,25	16	82	34	16	3	
MC716-20.0W3A-	20	0,35	20	92	42	20	3	

Slot milling $a_p \leq 0.5 \times D_c$ | Shoulder milling $a_e \leq 0.6 \times D_c$ | *Undersized milling cutter with cutting edge tolerance h10 | Ordering example for the grade WJ30TF: MC716-01.8W3A-WJ30TF

D1

WALTER SELECT

●● Primary application ● Other application

Best tool for → Good = ☺ → Average = 😐 → Poor = ☹ machining conditions

☺ 😐 ☹ / ★ = New addition to the product range

www.isotool.se
Tel. 044 - 24 55 70

Solid carbide shoulder/slot milling cutter

MC319 Advance mm



– Long reach

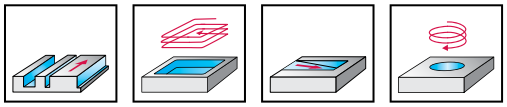

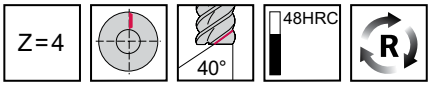

	P	M	K	N	S	H	O
WK40TF	●●	●	●		●		

Tool

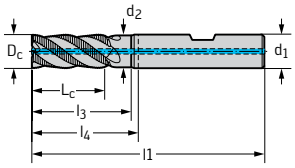

DIN 6535 HB

Designation	D_c h12 mm	L_c mm	l_3 mm	d_2 mm	l_1 mm	l_4 mm	d_1 mm	Z	WK40TF
MC319-05.0W4BC-	5	13	16	4,8	57	21	6	4	☺
MC319-06.0W4BC-	6	13	19	5,6	57	21	6	4	☺
MC319-07.0W4BC-	7	16	26	6,5	63	27,3	8	4	☺
MC319-08.0W4BC-	8	19	25	7,5	63	27	8	4	☺
MC319-09.0W4BC-	9	19	31	8,8	72	32	10	4	☺
MC319-10.0W4BC-	10	22	30	9,5	72	32	10	4	☺
MC319-11.0W4BC-	11	26	35	10,5	83	38	12	4	☺
MC319-12.0W4BC-	12	26	36	11,4	83	38	12	4	☺
MC319-13.0W4BC-	13	26	35	12,4	83	38	14	4	☺
MC319-14.0W4BC-	14	26	36	13,3	83	38	14	4	☺
MC319-16.0W4BC-	16	32	42	15,2	92	44	16	4	☺
MC319-20.0W4BC-	20	38	52	19	104	54	20	4	☺

Slot milling $a_p \leq 2.0 \times D_c$ | Shoulder milling $a_e \leq 0.6 \times D_c$ | Ordering example for the grade WK40TF: MC319-05.0W4BC-WK40TF

D1

WALTER SELECT

●● Primary application ● Other application

Best tool for → Good = ☺ → Average = 😐 → Poor = ☹ machining conditions

Solid carbide shoulder/slot milling cutter

MC320 Advance mm



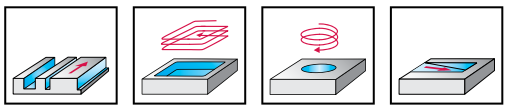

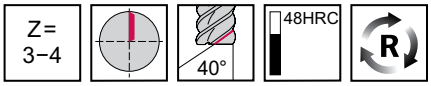

	P	M	K	N	S	H	O
WK40TF	●●	●	●		●		

Tool

Designation	D_c h12 mm	L_c mm	l_1 mm	l_4 mm	d_1 mm	Z	WK40TF
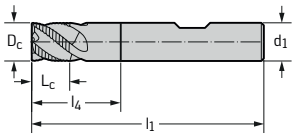 DIN 6535 HB							
MC320-06.0W3A-	6	7	54	18	6	3	
MC320-08.0W3A-	8	9	58	18	8	3	
MC320-10.0W3A-	10	11	66	26	10	3	
MC320-12.0W3A-	12	12	73	28	12	3	
MC320-16.0W3A-	16	16	82	34	16	3	
MC320-20.0W3A-	20	20	92	42	20	3	
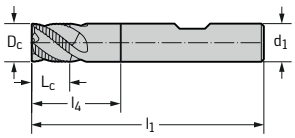 DIN 6535 HB							
MC320-06.0W4A-	6	7	54	18	6	4	
MC320-08.0W4A-	8	9	58	18	8	4	
MC320-10.0W4A-	10	11	66	26	10	4	
MC320-12.0W4A-	12	12	73	28	12	4	
MC320-16.0W4A-	16	16	82	34	16	4	
MC320-20.0W4A-	20	20	92	42	20	4	

Ordering example for the grade WK40TF: MC320-06.0W3A-WK40TF

D1

WALTER SELECT

●● Primary application ● Other application

Best tool for → Good = ☺ → Average = 😐 → Poor = ☹ machining conditions

☺ 😐 ☹ / ★ = New addition to the product range

www.isotool.se
Tel. 044 - 24 55 70

Solid carbide shoulder/slot milling cutter

MC320 Advance mm



– Long reach

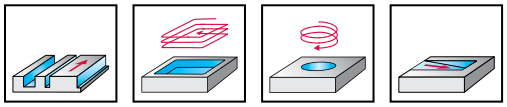

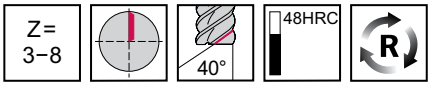

	P	M	K	N	S	H	O
WK40TF	●●	●	●		●		

Tool

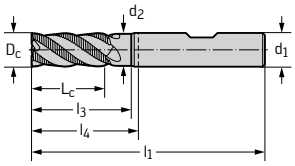

DIN 6535 HB

Designation	D_c h12 mm	L_c mm	l_3 mm	d_2 mm	l_1 mm	l_4 mm	d_1 mm	Z	WK40TF
MC320-04.0W3BC-	4	8	15	3,8	57	21	6	3	☺
MC320-04.0W4BC-	4	11	15	3,8	57	21	6	4	☺
MC320-05.0W3BC-	5	10	16	4,8	57	21	6	3	☺
MC320-05.0W4BC-	5	13	16	4,8	57	21	6	4	☺
MC320-06.0W3BC-	6	10	19	5,5	57	21	6	3	☺
MC320-06.0W4BC-	6	13	19	5,5	57	21	6	4	☺
MC320-06.0W5BC-	6	13	19	5,5	57	21	6	5	☺
MC320-08.0W4BC-	8	19	25	7,5	63	27	8	4	☺
MC320-08.0W5BC-	8	19	25	7,5	63	27	8	5	☺
MC320-10.0W4BC-	10	22	30	9,5	72	32	10	4	☺
MC320-10.0W5BC-	10	22	30	9,5	72	32	10	5	☺
MC320-12.0W4BC-	12	26	36	11,4	83	38	12	4	☺
MC320-12.0W5BC-	12	26	36	11,4	83	38	12	5	☺
MC320-14.0W4BC-	14	26	36	13,3	83	38	14	4	☺
MC320-14.0W5BC-	14	26	36	13,3	83	38	14	5	☺
MC320-16.0W4BC-	16	32	42	15,2	92	44	16	4	☺
MC320-16.0W6BC-	16	32	42	15,2	92	44	16	6	☺
MC320-18.0W4BC-	18	32	42	17,1	92	44	18	4	☺
MC320-18.0W6BC-	18	32	42	17,1	92	44	18	6	☺
MC320-20.0W4BC-	20	38	52	19	104	54	20	4	☺
MC320-20.0W6BC-	20	38	52	19	104	54	20	6	☺
MC320-20.0W8BC-	20	38	52	19	104	54	20	8	☺
MC320-25.0W4BC-	25	45	63	23,8	121	65	25	4	☺
MC320-25.0W6BC-	25	45	63	23,8	121	65	25	6	☺
MC320-25.0W8BC-	25	45	63	23,8	121	65	25	8	☺

Slot milling $a_p \leq 1.5 \times D_c$ | Shoulder milling $a_e \leq 0.6 \times D_c$ | Ordering example for the grade WK40TF: MC320-04.0W3BC-WK40TF

D1

WALTER SELECT

●● Primary application ● Other application

Best tool for → Good = ☺ → Average = 😐 → Poor = ☹ machining conditions

Solid carbide shoulder/slot milling cutter

MC320 Advance inch



– Long reach

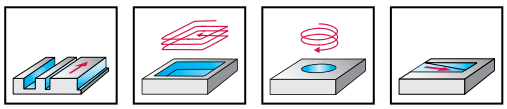

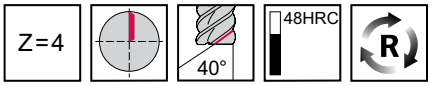

	P	M	K	N	S	H	O
WK40TF	●●	●	●		●		

Tool

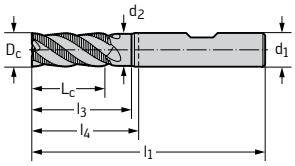

DIN 6535 HB

Designation	D_c h12	D_c h12 inch	L_c inch	l_3 inch	d_2 inch	l_1 inch	l_4 inch	d_1 inch	Z	WK40TF
MC320.9.52W4DC-	3/8"	0,3750	0,875	1,000	0,355	3,000	1,437	0,375	4	😊
MC320.12.7W4DC-	1/2"	0,5000	1,000	1,374	0,475	3,500	1,717	0,500	4	😊
MC320.19.1W4DC-	3/4"	0,7500	1,500	2,000	0,713	4,000	2,032	0,750	4	😊

Slot milling $a_p \leq 1.5 \times D_c$ | Shoulder milling $a_e \leq 0.6 \times D_c$ | Ordering example for the grade WK40TF: MC320.12.7W4DC-WK40TF

D1

WALTER SELECT

●● Primary application ● Other application

Best tool for → Good = 😊 → Average = 😐 → Poor = ☹ machining conditions

😊 😐 ☹ / ★ = New addition to the product range

www.isotool.se
Tel. 044 - 24 55 70

Solid carbide shoulder/slot milling cutters

ME232 Perform mm



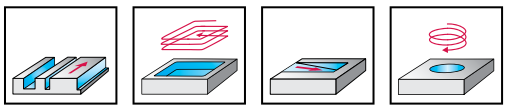

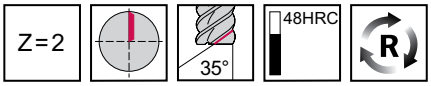

	P	M	K	N	S	H	O
WJ30ED	●●	●	●	●	●		

Tool

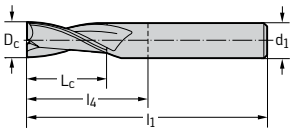

DIN 6535 HA

Designation	D_c h12 mm	L_c mm	l_1 mm	l_4 mm	d_1 h6 mm	Z	WJ30ED
ME232-02.0A2L-	2	6	57	29	4	2	
ME232-02.5A2L-	2,5	7	57	29	4	2	
ME232-03.0A2L-	3	7	57	29	4	2	
ME232-03.5A2L-	3,5	7	57	29	4	2	
ME232-04.0A2L-	4	8	57	29	4	2	

Bestellbeispiel für die Sorte WJ30ED: ME232-02.0A2L-WJ30ED

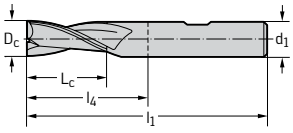

DIN 6535 HB

Bezeichnung	D_c h12 mm	l_{11} mm	L_c mm	l_1 mm	l_4 mm	d_1 h6 mm	Z	WJ30ED
ME232-05.0W2B-	5		10	57	21	6	2	
ME232-06.0W2B-	6		10	57	21	6	2	
ME232-08.0W2B-	8		16	63	27	8	2	
ME232-10.0W2B-	10	0,1	19	72	32	10	2	
ME232-12.0W2B-	12	0,1	22	83	38	12	2	
ME232-16.0W2B-	16	0,15	26	92	44	16	2	
ME232-20.0W2B-	20	0,15	32	104	54	20	2	

Ordering example for the grade WJ30ED: ME232-02.0A2L-WJ30ED

D1

WALTER SELECT

●● Primary application ● Other application

Best tool for → Good = ☺ → Average = 😐 → Poor = ☹ machining conditions

Solid carbide shoulder/slot milling cutters

ME232 Perform inch



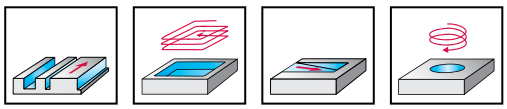

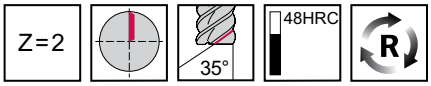

	P	M	K	N	S	H	O
WJ30ED	●●	●	●	●	●		

Tool

Designation	D_c	D_c h12 inch	l_{11} inch	L_c inch	l_1 inch	l_4 inch	d_1 h6 inch	Z	WJ30ED
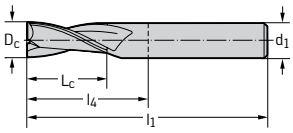 Cylindrical shank									
ME232.3.18A2D-	1/8"	0,1250		0,500	2,500	1,083	0,250	2	
ME232.6.35A2D-	1/4"	0,2500		0,750	2,500	1,083	0,250	2	
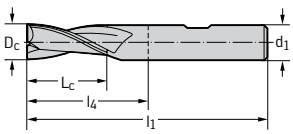 DIN 6535 HB									
ME232.9.53W2D-	3/8"	0,3750	0,004	0,875	3,000	1,437	0,375	2	
ME232.12.7W2D-	1/2"	0,5000	0,006	1,000	3,500	1,717	0,500	2	
ME232.15.9W2D-	5/8"	0,6250	0,006	1,250	3,500	1,594	0,625	2	
ME232.19.1W2D-	3/4"	0,7500	0,006	1,500	4,000	1,969	0,750	2	

Ordering example for the grade WJ30ED: ME232.3.18A2D-WJ30ED

D1

WALTER SELECT

●● Primary application ● Other application

Best tool for → Good = ☺ → Average = 😐 → Poor = ☹ machining conditions

☺ 😐 ☹ / ★ = New addition to the product range

www.isotool.se
Tel. 044 - 24 55 70

Solid carbide shoulder/slot milling cutters

ME232 Perform mm



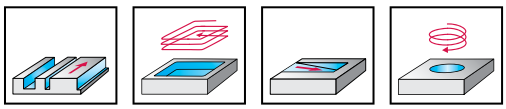

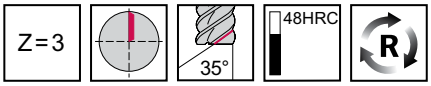

	P	M	K	N	S	H	O
WJ30ED	●●	●	●	●	●		

Tool

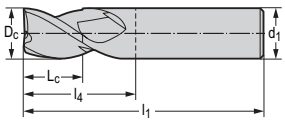

DIN 6535 HA

Designation	D_c h12 mm	l_{11} mm	L_c mm	l_1 mm	l_4 mm	d_1 h6 mm	Z	WJ30ED
ME232-03.0A3S-	3		4	39	11	6	3	😐
ME232-04.0A3S-	4		5	39	12	6	3	😐
ME232-05.0A3S-	5		6	39	13	6	3	😐
ME232-06.0A3S-	6		7	39	10	6	3	😐
ME232-08.0A3S-	8		9	44	12	8	3	😐
ME232-10.0A3S-	10	0,1	11	51	14	10	3	😐
ME232-12.0A3S-	12	0,1	13	56	16	12	3	😐
ME232-16.0A3S-	16	0,15	16	63	19	16	3	😐

Ordering example for the grade WJ30ED: ME232-03.0A3S-WJ30ED

D1

WALTER SELECT

●● Primary application ● Other application

Best tool for ➔ Good = 😀 ➔ Average = 😐 ➔ Poor = 😣 machining conditions

www.isotool.se
Tel. 044 - 24 55 70

Solid carbide shoulder/slot milling cutters

ME232 Perform mm



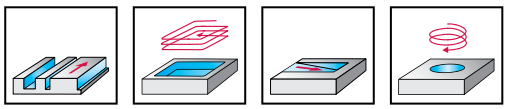

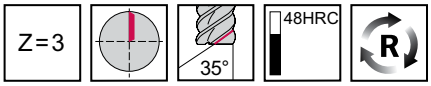

	P	M	K	N	S	H	O
WJ30ED	●●	●	●	●	●		

Tool

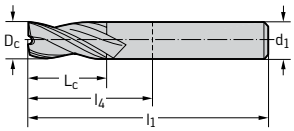

DIN 6535 HA

Designation	D_c h12 mm	L_c mm	l_1 mm	l_4 mm	d_1 h6 mm	Z	WJ30ED
ME232-02.0A3L-	2	6	57	29	4	3	
ME232-02.5A3L-	2,5	7	57	29	4	3	
ME232-03.0A3L-	3	7	57	29	4	3	
ME232-03.5A3L-	3,5	7	57	29	4	3	
ME232-04.0A3L-	4	8	57	29	4	3	

Bestellbeispiel für die Sorte WJ30ED: ME232-02.0A3L-WJ30ED

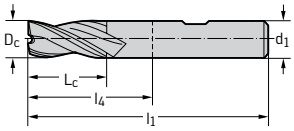

DIN 6535 HB

Bezeichnung	D_c h12 mm	l_{11} mm	L_c mm	l_1 mm	l_4 mm	d_1 h6 mm	Z	WJ30ED
ME232-05.0W3B-	5		10	57	21	6	3	
ME232-06.0W3B-	6		10	57	21	6	3	
ME232-08.0W3B-	8		16	63	27	8	3	
ME232-10.0W3B-	10	0,1	19	72	32	10	3	
ME232-12.0W3B-	12	0,1	22	83	38	12	3	
ME232-16.0W3B-	16	0,15	26	92	44	16	3	
ME232-20.0W3B-	20	0,15	32	104	54	20	3	

Ordering example for the grade WJ30ED: ME232-02.0A3L-WJ30ED

D1

WALTER SELECT

●● Primary application ● Other application

Best tool for → Good = → Average = → Poor = machining conditions

= New addition to the product range

www.isotool.se
Tel. 044 - 24 55 70

Solid carbide shoulder/slot milling cutters

ME232 Perform mm




– Long reach

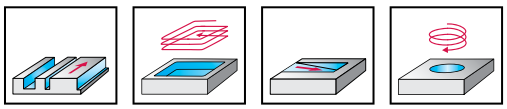

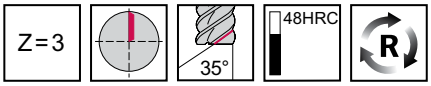

	P	M	K	N	S	H	O
WJ30ED	●●	●	●	●	●		

Tool

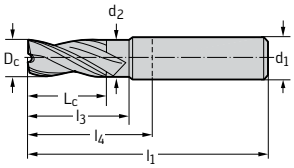

DIN 6535 HA

Designation	D_c h12 mm	L_c mm	l_3 mm	d_2 mm	l_1 mm	l_4 mm	d_1 h6 mm	Z	WJ30ED
ME232-02.0A3LC-	2	6	11	1,9	57	29	4	3	
ME232-02.5A3LC-	2,5	7	12	2,4	57	29	4	3	
ME232-03.0A3LC-	3	7	12	2,9	57	29	4	3	
ME232-03.5A3LC-	3,5	7	15	3,3	57	29	4	3	
ME232-04.0A3LC-	4	8	15	3,8	57	29	4	3	

Bestellbeispiel für die Sorte WJ30ED: ME232-02.0A3LC-WJ30ED

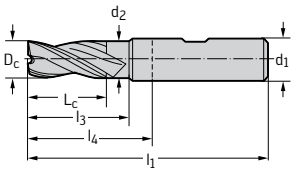

DIN 6535 HB

Bezeichnung	D_c h12 mm	l_{11} mm	L_c mm	l_3 mm	d_2 mm	l_1 mm	l_4 mm	d_1 h6 mm	Z	WJ30ED
ME232-05.0W3BC-	5		10	18	4,8	57	21	6	3	
ME232-06.0W3BC-	6		10	19	5,7	57	21	6	3	
ME232-08.0W3BC-	8		16	25	7,6	63	27	8	3	
ME232-10.0W3BC-	10	0,1	19	30	9,5	72	32	10	3	
ME232-12.0W3BC-	12	0,1	22	36	11,4	83	38	12	3	
ME232-16.0W3BC-	16	0,15	26	42	15,2	92	44	16	3	
ME232-20.0W3BC-	20	0,15	32	52	19	104	54	20	3	

Ordering example for the grade WJ30ED: ME232-02.0A3LC-WJ30ED

D1

WALTER SELECT

●● Primary application ● Other application

Best tool for → Good = ☺ → Average = 😐 → Poor = ☹ machining conditions

Solid carbide shoulder/slot milling cutters

ME232 Perform inch



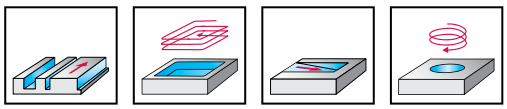

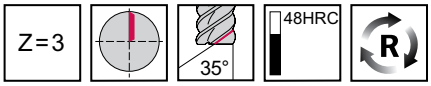

	P	M	K	N	S	H	O
WJ30ED	●●	●	●	●	●		

Tool

Designation	D_c	D_c h12 inch	l_{11} inch	L_c inch	l_1 inch	l_4 inch	d_1 h6 inch	Z	WJ30ED
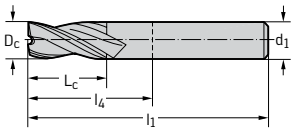 Cylindrical shank									
ME232.3.18A3D-	1/8"	0,1250		0,500	2,500	1,083	0,250	3	
ME232.6.35A3D-	1/4"	0,2500		0,750	2,500	1,083	0,250	3	
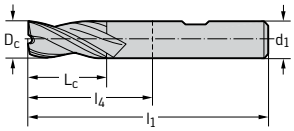 DIN 6535 HB									
ME232.9.53W3D-	3/8"	0,3750	0,004	0,875	3,000	1,437	0,375	3	
ME232.12.7W3D-	1/2"	0,5000	0,006	1,000	3,500	1,717	0,500	3	
ME232.15.9W3D-	5/8"	0,6250	0,006	1,250	3,500	1,594	0,625	3	
ME232.19.1W3D-	3/4"	0,7500	0,006	1,500	4,000	1,969	0,750	3	

Ordering example for the grade WJ30ED: ME232.3.18A3D-WJ30ED

D1

WALTER SELECT

●● Primary application ● Other application

Best tool for → Good = ☺ → Average = 😐 → Poor = ☹ machining conditions

☺ 😐 ☹ / ★ = New addition to the product range

www.isotool.se
Tel. 044 - 24 55 70

Solid carbide shoulder/slot milling cutters

ME232 Perform inch



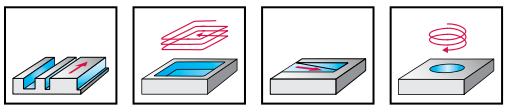

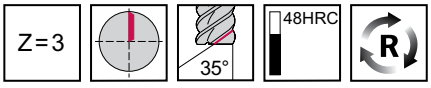

	P	M	K	N	S	H	O
WJ30ED	●●	●	●	●	●		

Tool

Designation	D_c	D_c h12 inch	R inch	L_c inch	l_1 inch	l_4 inch	d_1 h6 inch	Z	WJ30ED
Cylindrical shank									
ME232.3.18A3D038-	1/8"	0,1250	0,015	0,500	2,500	1,083	0,250	3	
ME232.6.35A3D038-	1/4"	0,2500	0,015	0,750	2,500	1,083	0,250	3	
ME232.6.35A3D076-	1/4"	0,2500	0,030	0,750	2,500	1,083	0,250	3	
DIN 6535 HB									
ME232.9.53W3D038-	3/8"	0,3750	0,015	0,875	3,000	1,437	0,375	3	
ME232.9.53W3D076-	3/8"	0,3750	0,030	0,875	3,000	1,437	0,375	3	
ME232.12.7W3D038-	1/2"	0,5000	0,015	1,000	3,500	1,717	0,500	3	
ME232.12.7W3D076-	1/2"	0,5000	0,030	1,000	3,500	1,717	0,500	3	
ME232.12.7W3D152-	1/2"	0,5000	0,060	1,000	3,500	1,717	0,500	3	
ME232.15.9W3D318-	5/8"	0,6250	0,125	1,250	3,500	1,594	0,625	3	
ME232.19.1W3D076-	3/4"	0,7500	0,030	1,500	4,000	1,969	0,750	3	
ME232.19.1W3D152-	3/4"	0,7500	0,060	1,500	4,000	1,969	0,750	3	

Ordering example for the grade WJ30ED: ME232.3.18A3D038-WJ30ED

D1

WALTER SELECT

●● Primary application ● Other application

Best tool for → Good = → Average = → Poor = machining conditions

Solid carbide shoulder/slot milling cutters

ME232 Perform mm



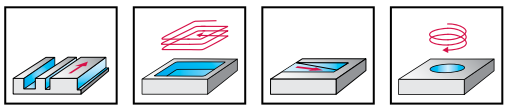

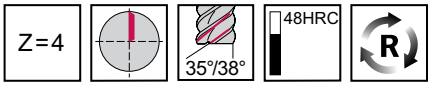

	P	M	K	N	S	H	O
WJ30ED	●●	●	●	●	●		

Tool

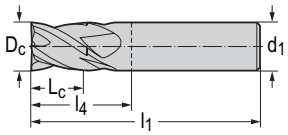

DIN 6535 HA

Designation	D_c h12 mm	l_{11} mm	L_c mm	l_1 mm	l_4 mm	d_1 h6 mm	Z	WJ30ED
ME232-03.0A4S-	3		4	39	11	6	4	☺
ME232-04.0A4S-	4		6	39	12	6	4	☺
ME232-05.0A4S-	5		7	39	13	6	4	☺
ME232-06.0A4S-	6		9	39	12	6	4	☺
ME232-08.0A4S-	8		11	44	14	8	4	☺
ME232-10.0A4S-	10	0,1	13	51	16	10	4	☺
ME232-12.0A4S-	12	0,1	13	56	16	12	4	☺
ME232-16.0A4S-	16	0,15	16	63	19	16	4	☺

Ordering example for the grade WJ30ED: ME232-03.0A4S-WJ30ED

D1

WALTER SELECT

●● Primary application ● Other application

Best tool for → Good = ☺ → Average = 😐 → Poor = ☹ machining conditions

☺ 😐 ☹ / ★ = New addition to the product range

www.isotool.se
Tel. 044 - 24 55 70

Solid carbide shoulder/slot milling cutters

ME232 Perform mm




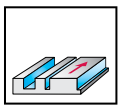
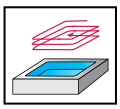
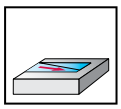
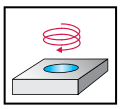

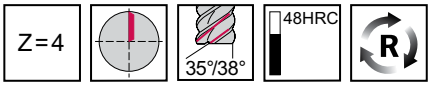

	P	M	K	N	S	H	O
WJ30ED	●●	●	●	●	●		

Tool

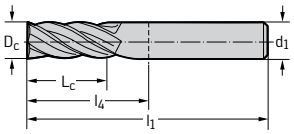

DIN 6535 HA

Designation	D_c h12 mm	L_c mm	l_1 mm	l_4 mm	d_1 h6 mm	Z	WJ30ED
ME232-02.0A4L-	2	7	57	29	4	4	
ME232-02.5A4L-	2,5	8	57	29	4	4	
ME232-03.0A4L-	3	8	57	29	4	4	
ME232-03.5A4L-	3,5	10	57	29	4	4	
ME232-04.0A4L-	4	11	57	29	4	4	

Bestellbeispiel für die Sorte WJ30ED: ME232-02.0A4L-WJ30ED

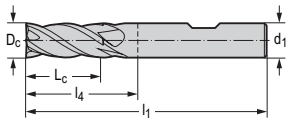

DIN 6535 HB

Bezeichnung	D_c h12 mm	l_{11} mm	L_c mm	l_1 mm	l_4 mm	d_1 h6 mm	Z	WJ30ED
ME232-05.0W4B-	5		13	57	21	6	4	
ME232-06.0W4B-	6		13	57	21	6	4	
ME232-08.0W4B-	8		19	63	27	8	4	
ME232-10.0W4B-	10	0,1	22	72	32	10	4	
ME232-12.0W4B-	12	0,1	26	83	38	12	4	
ME232-16.0W4B-	16	0,15	32	92	44	16	4	
ME232-20.0W4B-	20	0,15	38	104	54	20	4	

Ordering example for the grade WJ30ED: ME232-02.0A4L-WJ30ED

D1

WALTER SELECT

●● Primary application ● Other application

Best tool for → Good = → Average = → Poor = machining conditions

New addition to the product range = / ★

www.isotool.se
Tel. 044 - 24 55 70

Solid carbide shoulder/slot milling cutters

ME232 Perform inch



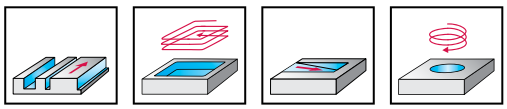

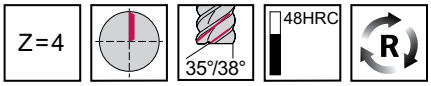

	P	M	K	N	S	H	O
WJ30ED	●●	●	●	●	●		

Tool

Designation	D_c	D_c h12 inch	l_{11} inch	L_c inch	l_1 inch	l_4 inch	d_1 h6 inch	Z	WJ30ED
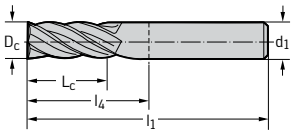 Cylindrical shank									
ME232.3.18A4D-	1/8"	0,1250		0,500	2,500	1,083	0,250	4	
ME232.6.35A4D-	1/4"	0,2500		0,750	2,500	1,083	0,250	4	
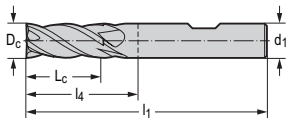 DIN 6535 HB									
ME232.9.53W4D-	3/8"	0,3750	0,004	0,875	3,000	1,437	0,375	4	
ME232.12.7W4D-	1/2"	0,5000	0,006	1,000	3,500	1,717	0,500	4	
ME232.15.9W4D-	5/8"	0,6250	0,006	1,250	3,500	1,594	0,625	4	
ME232.19.1W4D-	3/4"	0,7500	0,006	1,500	4,000	1,969	0,750	4	

Ordering example for the grade WJ30ED: ME232.3.18A4D-WJ30ED

D1

WALTER SELECT

●● Primary application ● Other application

Best tool for → Good = ☺ → Average = 😐 → Poor = ☹ machining conditions

☺ 😐 ☹ / ★ = New addition to the product range

www.isotool.se
Tel. 044 - 24 55 70

Solid carbide shoulder/slot milling cutters

ME232 Perform mm




– Long reach

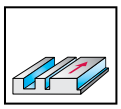
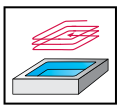
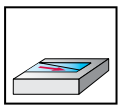
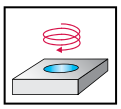

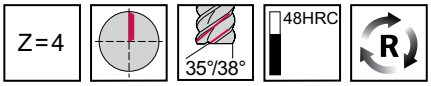

	P	M	K	N	S	H	O
WJ30ED	●●	●	●	●	●		

Tool

Designation	D_c h12 mm	l_{11} mm	L_c mm	l_3 mm	d_2 mm	l_1 mm	l_4 mm	d_1 h6 mm	Z	WJ30ED
ME232-02.0A4LC-	2		7	11	1,9	57	29	4	4	
ME232-02.5A4LC-	2,5		8	12	2,4	57	29	4	4	
ME232-03.0A4LC-	3		8	12	2,9	57	29	4	4	
ME232-03.5A4LC-	3,5		10	15	3,3	57	29	4	4	
ME232-04.0A4LC-	4		11	15	3,8	57	29	4	4	

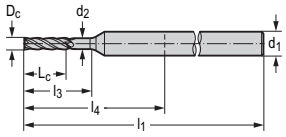

DIN 6535 HA

ME232-06.0W4LC-	6		13	27	5,7	65	29	6	4	
ME232-08.0W4LC-	8		19	42	7,6	80	44	8	4	
ME232-10.0W4LC-	10	0,1	22	58	9,5	100	60	10	4	
ME232-12.0W4LC-	12	0,1	26	53	11,4	100	55	12	4	
ME232-16.0W4LC-	16	0,15	32	65	15,2	115	67	16	4	
ME232-20.0W4LC-	20	0,15	38	73	19	125	75	20	4	

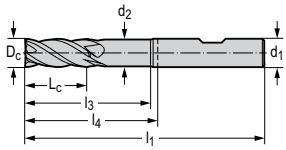

DIN 6535 HB

Bestellbeispiel für die Sorte WJ30ED: ME232-02.0A4LC-WJ30ED

Bezeichnung	D_c h12 mm	l_{11} mm	L_c mm	l_3 mm	d_2 mm	l_1 mm	l_4 mm	d_1 h6 mm	Z	WJ30ED
ME232-05.0W4BC-	5		13	18	4,8	57	21	6	4	
ME232-06.0W4BC-	6		13	19	5,7	57	21	6	4	
ME232-08.0W4BC-	8		19	25	7,6	63	27	8	4	
ME232-10.0W4BC-	10	0,1	22	30	9,5	72	32	10	4	
ME232-12.0W4BC-	12	0,1	26	36	11,4	83	38	12	4	
ME232-16.0W4BC-	16	0,15	32	42	15,2	92	44	16	4	
ME232-20.0W4BC-	20	0,15	38	52	19	104	54	20	4	

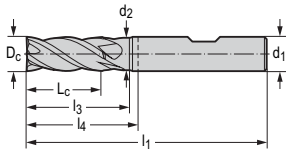

DIN 6535 HB

Ordering example for the grade WJ30ED: ME232-02.0A4LC-WJ30ED

D1

WALTER SELECT

●● Primary application ● Other application

Best tool for → Good = ☺ → Average = 😐 → Poor = ☹ machining conditions

New addition to the product range = ☺ 😐 ☹ / ★

www.isotool.se
Tel. 044 - 24 55 70

Solid carbide shoulder/slot milling cutters

ME232 Perform mm



– Long reach

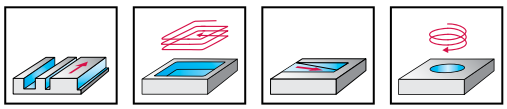

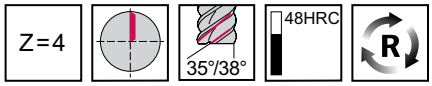

	P	M	K	N	S	H	O
WJ30ED	●●	●	●	●	●		

Tool

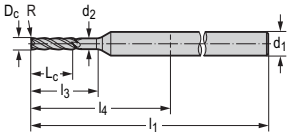

DIN 6535 HA

Designation	D_c h12 mm	R mm	L_c mm	l_3 mm	d_2 mm	l_1 mm	l_4 mm	d_1 h6 mm	Z	WJ30ED
ME232-02.0A4L020C-	2	0,2	7	11	1,9	57	29	4	4	
ME232-03.0A4L030C-	3	0,3	8	12	2,9	57	29	4	4	
ME232-04.0A4L050C-	4	0,5	11	15	3,8	57	29	4	4	

Bestellbeispiel für die Sorte WJ30ED: ME232-02.0A4L020C-WJ30ED

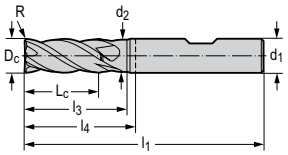

DIN 6535 HB

Bezeichnung	D_c h12 mm	R mm	L_c mm	l_3 mm	d_2 mm	l_1 mm	l_4 mm	d_1 h6 mm	Z	WJ30ED
ME232-05.0W4B050C-	5	0,5	13	18	4,8	57	21	6	4	
ME232-06.0W4B050C-	6	0,5	13	19	5,7	57	21	6	4	
ME232-06.0W4B080C-	6	0,8	13	19	5,7	57	21	6	4	
ME232-06.0W4B100C-	6	1	13	19	5,7	57	21	6	4	
ME232-08.0W4B050C-	8	0,5	19	25	7,6	63	27	8	4	
ME232-08.0W4B080C-	8	0,8	19	25	7,6	63	27	8	4	
ME232-08.0W4B100C-	8	1	19	25	7,6	63	27	8	4	
ME232-08.0W4B200C-	8	2	19	25	7,6	63	27	8	4	
ME232-10.0W4B050C-	10	0,5	22	30	9,5	72	32	10	4	
ME232-10.0W4B080C-	10	0,8	22	30	9,5	72	32	10	4	
ME232-10.0W4B100C-	10	1	22	30	9,5	72	32	10	4	
ME232-10.0W4B200C-	10	2	22	30	9,5	72	32	10	4	
ME232-12.0W4B050C-	12	0,5	26	36	11,4	83	38	12	4	
ME232-12.0W4B080C-	12	0,8	26	36	11,4	83	38	12	4	
ME232-12.0W4B100C-	12	1	26	36	11,4	83	38	12	4	
ME232-12.0W4B200C-	12	2	26	36	11,4	83	38	12	4	
ME232-12.0W4B300C-	12	3	26	36	11,4	83	38	12	4	
ME232-16.0W4B050C-	16	0,5	32	42	15,2	92	44	16	4	
ME232-16.0W4B100C-	16	1	32	42	15,2	92	44	16	4	
ME232-16.0W4B200C-	16	2	32	42	15,2	92	44	16	4	
ME232-16.0W4B300C-	16	3	32	42	15,2	92	44	16	4	
ME232-20.0W4B100C-	20	1	38	52	19	104	54	20	4	
ME232-20.0W4B200C-	20	2	38	52	19	104	54	20	4	

Ordering example for the grade WJ30ED: ME232-02.0A4L020C-WJ30ED

D1

WALTER SELECT

●● Primary application ● Other application

Best tool for → Good = ☺ → Average = 😐 → Poor = ☹ machining conditions

☺ 😐 ☹ / ★ = New addition to the product range

www.isotool.se
Tel. 044 - 24 55 70

Solid carbide shoulder/slot milling cutters

ME232 Perform inch




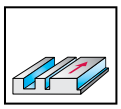
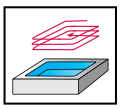
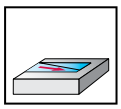
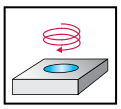

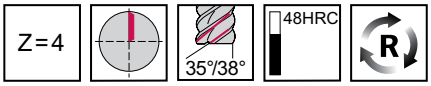

	P	M	K	N	S	H	O
WJ30ED	●●	●	●	●	●		

Tool

Designation	D_c	D_c h12 inch	R inch	L_c inch	l_1 inch	l_4 inch	d_1 h6 inch	Z	WJ30ED
Cylindrical shank									
ME232.3.18A4D038-	1/8"	0,1250	0,015	0,500	2,500	1,083	0,250	4	☺
ME232.6.35A4D038-	1/4"	0,2500	0,015	0,750	2,500	1,083	0,250	4	☺
ME232.6.35A4D076-	1/4"	0,2500	0,030	0,750	2,500	1,083	0,250	4	☺
DIN 6535 HB									
ME232.9.53W4D038-	3/8"	0,3750	0,015	0,875	3,000	1,437	0,375	4	☺
ME232.9.53W4D076-	3/8"	0,3750	0,030	0,875	3,000	1,437	0,375	4	☺
ME232.12.7W4D038-	1/2"	0,5000	0,015	1,000	3,500	1,717	0,500	4	☺
ME232.12.7W4D076-	1/2"	0,5000	0,030	1,000	3,500	1,717	0,500	4	☺
ME232.12.7W4D152-	1/2"	0,5000	0,060	1,000	3,500	1,717	0,500	4	☺
ME232.15.9W4D318-	5/8"	0,6250	0,125	1,250	3,500	1,594	0,625	4	☺
ME232.19.1W4D076-	3/4"	0,7500	0,030	1,500	4,000	1,969	0,750	4	☺
ME232.19.1W4D152-	3/4"	0,7500	0,060	1,500	4,000	1,969	0,750	4	☺

Ordering example for the grade WJ30ED: ME232.3.18A4D038-WJ30ED

D1

WALTER SELECT

●● Primary application ● Other application

Best tool for → Good = ☺ → Average = 😐 → Poor = ☹ machining conditions

New addition to the product range = ☺ 😐 ☹ / ★

www.isotool.se
Tel. 044 - 24 55 70

Solid carbide shoulder/slot milling cutters

ME232 Perform inch



– Long reach

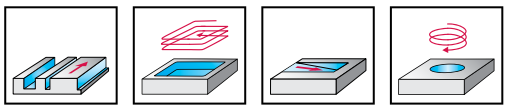

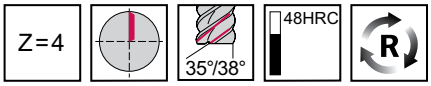

	P	M	K	N	S	H	O
WJ30ED	●●	●	●	●	●		

Tool

Cylindrical shank

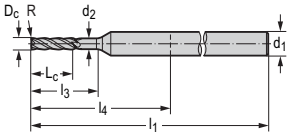

DIN 6535 HB

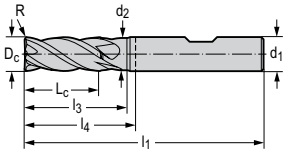

Designation	D_c	D_c h12 inch	R inch	L_c inch	l_3 inch	d_2 inch	l_1 inch	l_4 inch	d_1 h6 inch	Z	WJ30ED
ME232.3.18A4D038C-	1/8"	0,1250	0,015	0,500	0,625	0,119	2,500	1,083	0,250	4	☺
ME232.6.35A4D038C-	1/4"	0,2500	0,015	0,750	1,000	0,238	2,500	1,083	0,250	4	☺
ME232.6.35A4D076C-	1/4"	0,2500	0,030	0,750	1,000	0,238	2,500	1,083	0,250	4	☺
ME232.9.53W4D038C-	3/8"	0,3750	0,015	0,875	1,125	0,356	3,000	1,437	0,375	4	☺
ME232.9.53W4D076C-	3/8"	0,3750	0,030	0,875	1,125	0,356	3,000	1,437	0,375	4	☺
ME232.12.7W4D038C-	1/2"	0,5000	0,015	1,000	1,500	0,475	3,500	1,717	0,500	4	☺
ME232.12.7W4D076C-	1/2"	0,5000	0,030	1,000	1,500	0,475	3,500	1,717	0,500	4	☺
ME232.12.7W4D152C-	1/2"	0,5000	0,060	1,000	1,500	0,475	3,500	1,717	0,500	4	☺
ME232.12.7W4D318C-	1/2"	0,5000	0,125	1,000	1,500	0,475	3,500	1,717	0,500	4	☺
ME232.15.9W4D318C-	5/8"	0,6250	0,125	1,250	1,563	0,594	3,500	1,594	0,625	4	☺
ME232.19.1W4D076C-	3/4"	0,7500	0,030	1,500	1,875	0,713	4,000	1,969	0,750	4	☺
ME232.19.1W4D318C-	3/4"	0,7500	0,125	1,500	1,875	0,713	4,000	1,969	0,750	4	☺

Ordering example for the grade WJ30ED: ME232.3.18A4D038C-WJ30ED

D1

WALTER SELECT

●● Primary application ● Other application

Best tool for → Good = ☺ → Average = 😐 → Poor = ☹ machining conditions

☺ 😐 ☹ / ★ = New addition to the product range

www.isotool.se
Tel. 044 - 24 55 70

Solid carbide shoulder/slot milling cutters

ME232 Perform mm




– Long reach

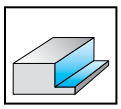
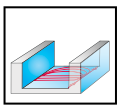
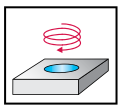
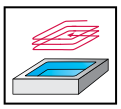

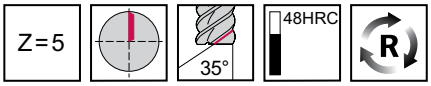

	P	M	K	N	S	H	O
WJ30ED	●●	●	●	●	●		

Tool

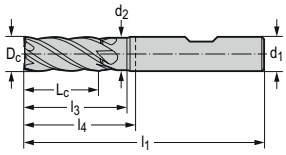

DIN 6535 HB

Designation	D_c h12 mm	l_{11} mm	L_c mm	l_3 mm	d_2 mm	l_1 mm	l_4 mm	d_1 h6 mm	Z	WJ30ED
ME232-06.0W5BC-	6		13	19	5,7	57	21	6	5	
ME232-08.0W5BC-	8		19	25	7,6	63	27	8	5	
ME232-10.0W5BC-	10	0,1	22	30	9,5	72	32	10	5	
ME232-12.0W5BC-	12	0,1	26	36	11,4	83	38	12	5	
ME232-16.0W5BC-	16	0,15	32	42	15,2	92	44	16	5	
ME232-20.0W5BC-	20	0,15	38	52	19	104	54	20	5	

Bestellbeispiel für die Sorte WJ30ED: ME232-06.0W5BC-WJ30ED

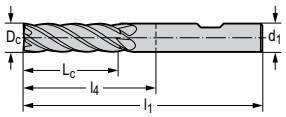

DIN 6535 HB

Bezeichnung	D_c h12 mm	l_{11} mm	L_c mm	l_1 mm	l_4 mm	d_1 h6 mm	Z	WJ30ED
ME232-06.0W5L-	6		22	65	29	6	5	
ME232-08.0W5L-	8		28	80	44	8	5	
ME232-10.0W5L-	10	0,1	32	100	60	10	5	
ME232-12.0W5L-	12	0,1	40	100	55	12	5	
ME232-16.0W5L-	16	0,15	50	115	67	16	5	
ME232-20.0W5L-	20	0,15	55	125	75	20	5	

Ordering example for the grade WJ30ED: ME232-06.0W5BC-WJ30ED

D1

WALTER SELECT

●● Primary application ● Other application

Best tool for → Good = ☺ → Average = 😐 → Poor = ☹ machining conditions

Solid carbide shoulder/slot milling cutters

ME232 Perform mm



– Long reach

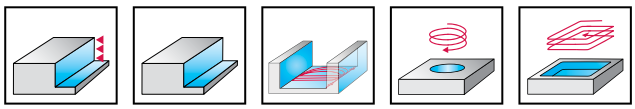

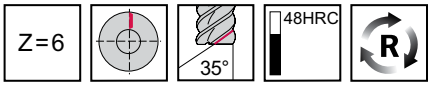

	P	M	K	N	S	H	O
WJ30ED	●●	●	●	●	●		

Tool

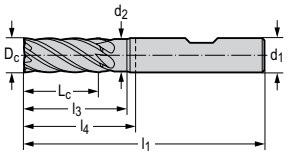

DIN 6535 HB

Designation	D_c h12 mm	l_{11} mm	L_c mm	l_3 mm	d_2 mm	l_1 mm	l_4 mm	d_1 h6 mm	Z	WJ30ED
ME232-06.0W6BC-	6		13	19	5,7	57	21	6	6	
ME232-08.0W6BC-	8		19	25	7,6	63	27	8	6	
ME232-10.0W6BC-	10	0,1	22	30	9,5	72	32	10	6	
ME232-12.0W6BC-	12	0,1	26	36	11,4	83	38	12	6	
ME232-16.0W6BC-	16	0,15	32	42	15,2	92	44	16	6	
ME232-20.0W6BC-	20	0,15	38	52	19	104	54	20	6	

Ordering example for the grade WJ30ED: ME232-06.0W6BC-WJ30ED

D1

WALTER SELECT

●● Primary application ● Other application

Best tool for → Good = ☺ → Average = 😐 → Poor = ☹ machining conditions

☺ 😐 ☹ / ★ = New addition to the product range

www.isotool.se
Tel. 044 - 24 55 70

Solid carbide mini ball-nose copy milling cutters

H4046918 mm

Protostar®



– Long reach
– Type HSC 30

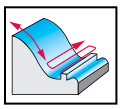

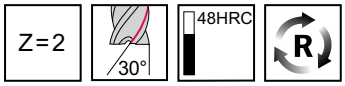

	P	M	K	N	S	H	O
TAX	●●			●			

Tool

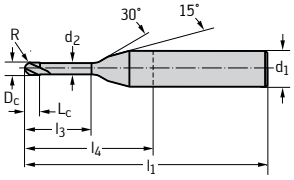

DIN 6535 HA

Designation	R mm	D_c h7 mm	L_c mm	l_3 mm	l_4 mm	d_2 mm	d_1 mm	l_1 mm	Z
H4046918-0.3-1.5	0,15	0,3	0,3	1,5	10	0,27	3	38	2
H4046918-0.4-1	0,2	0,4	0,4	1	10	0,37	3	38	2
H4046918-0.4-2	0,2	0,4	0,4	2	10	0,37	3	38	2
H4046918-0.4-4	0,2	0,4	0,4	4	10	0,37	3	38	2
H4046918-0.5-1.25	0,25	0,5	0,5	1,25	10	0,47	3	38	2
H4046918-0.5-5	0,25	0,5	0,5	5	10	0,47	3	38	2
H4046918-0.6-1.5	0,3	0,6	0,6	1,5	10	0,57	3	38	2
H4046918-0.6-3	0,3	0,6	0,6	3	10	0,57	3	38	2
H4046918-0.6-6	0,3	0,6	0,6	6	10	0,57	3	38	2
H4046918-0.6-9	0,3	0,6	0,6	9	13	0,57	3	38	2
H4046918-0.8-12	0,4	0,8	0,8	12	32	0,77	3	60	2
H4046918-0.8-2	0,4	0,8	0,8	2	10	0,77	3	38	2
H4046918-0.8-4	0,4	0,8	0,8	4	10	0,77	3	38	2
H4046918-1-10	0,5	1	1	10	32	0,97	3	60	2
H4046918-1-15	0,5	1	1	15	32	0,97	3	60	2
H4046918-1-2.5	0,5	1	1	2,5	10	0,97	3	38	2
H4046918-1-5	0,5	1	1	5	32	0,97	3	60	2
H4046918-1-7.5	0,5	1	1	7,5	32	0,97	3	60	2
H4046918-1.5-15	0,75	1,5	1,5	15	32	1,47	3	60	2
H4046918-1.5-7.5	0,75	1,5	1,5	7,5	32	1,47	3	60	2
H4046918-2-10	1	2	2	10	32	1,97	3	60	2
H4046918-2-15	1	2	2	15	32	1,97	3	60	2
H4046918-2-20	1	2	2	20	32	1,97	3	60	2
H4046918-2-30	1	2	2	30	32	1,97	3	60	2
H4046918-2.5-12.5	1,25	2,5	2,5	12,5	32	2,47	3	60	2
H4046918-3-15	1,5	3	3	15	32	2,97	3	60	2

D1

WALTER SELECT

●● Primary application ● Other application

Best tool for → Good = ☺ → Average = 😐 → Poor = ☹ machining conditions

New addition to the product range = ☺ 😐 ☹ / ★

www.isotool.se
Tel. 044 - 24 55 70

Solid carbide ball-nose copy milling cutters

MC482 Advance mm



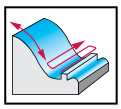

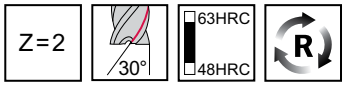

	P	M	K	N	S	H	O
WB10TG						●●	

Tool

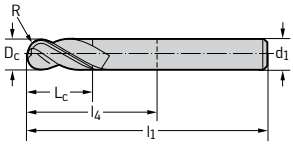

DIN 6535 HA

Designation	D_c h7 mm	R mm	L_c mm	l_4 mm	l_1 mm	d_1 mm	Z	WB10TG
MC482-03.0A2B-	3	1,5	2,4	21	57	6	2	☺
MC482-04.0A2B-	4	2	3,2	21	57	6	2	☺
MC482-05.0A2B-	5	2,5	4	21	57	6	2	☺
MC482-06.0A2B-	6	3	4,8	21	57	6	2	☺
MC482-08.0A2B-	8	4	6,4	27	63	8	2	☺

Ordering example for the grade WB10TG: MC482-03.0A2B-WB10TG

D1

WALTER SELECT

●● Primary application ● Other application

Best tool for → Good = ☺ → Average = 😐 → Poor = ☹ machining conditions

☺ 😐 ☹ / ★ = New addition to the product range

www.isotool.se
Tel. 044 - 24 55 70

Solid carbide ball-nose copy milling cutters

MC482 Advance mm



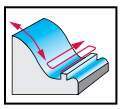

Z=2 | 30° | 63HRC / 48HRC | R

	P	M	K	N	S	H	O
WB10TG						●●	

Tool

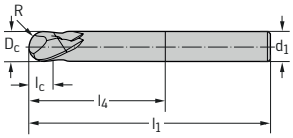

DIN 6535 HA

Designation	D_c h7 mm	R mm	L_c mm	l_4 mm	l_1 mm	d_1 mm	Z	WB10TG
MC482-06.0A2L-	6	3	4,8	44	80	6	2	☻
MC482-08.0A2L-	8	4	6,4	64	100	8	2	☻
MC482-10.0A2L-	10	5	8	60	100	10	2	☻
MC482-12.0A2L-	12	6	9,6	55	100	12	2	☻

Ordering example for the grade WB10TG: MC482-06.0A2L-WB10TG

D1

WALTER SELECT

●● Primary application ● Other application

Best tool for → Good = ☻ → Average = 😐 → Poor = ☹ machining conditions

New addition to the product range = ☻ 😐 ☹ / ★

www.isotool.se
Tel. 044 - 24 55 70

Solid carbide ball-nose copy milling cutters

MC482 Advance mm



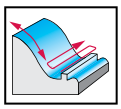

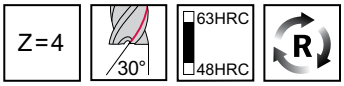

	P	M	K	N	S	H	O
WB10TG						●●	

Tool

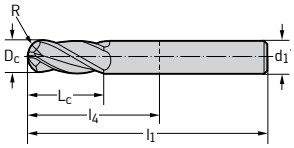

DIN 6535 HA

Designation	D_c h7 mm	R mm	L_c mm	l_4 mm	l_1 mm	d_1 mm	Z	WB10TG
MC482-06.0A4B-	6	3	4,8	21	57	6	4	☺
MC482-08.0A4B-	8	4	6,4	27	63	8	4	☺
MC482-10.0A4B-	10	5	8	32	72	10	4	☺
MC482-12.0A4B-	12	6	9,6	38	83	12	4	☺
MC482-16.0A4B-	16	8	12,8	44	92	16	4	☺

Ordering example for the grade WB10TG: MC482-06.0A4B-WB10TG

D1

WALTER SELECT

●● Primary application ● Other application

Best tool for → Good = ☺ → Average = 😐 → Poor = ☹ machining conditions

☺ 😐 ☹ / ★ = New addition to the product range

www.isotool.se
Tel. 044 - 24 55 70

Solid carbide ball-nose copy milling cutters

MC482 Advance mm



– Long reach

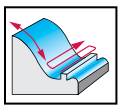

Z=4 | 30° | 63HRC / 48HRC | R

	P	M	K	N	S	H	O
WB10TG						●●	

Tool

Designation	D_c h7 mm	R mm	L_c mm	l_4 mm	d_2 mm	l_3 mm	l_1 mm	d_1 mm	Z	WB10TG
MC482-06.0A4BC-	6	3	4,8	27	5,9	18	63	8	4	☻
MC482-08.0A4BC-	8	4	6,4	32	7,85	24	72	10	4	☻
MC482-10.0A4BC-	10	5	8	38	9,85	30	83	12	4	☻
MC482-12.0A4BC-	12	6	9,6	38	11,8	36	83	12	4	☻
MC482-16.0A4BC-	16	8	12,8	44	15,8	42	92	16	4	☻

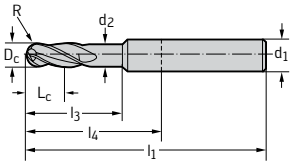

DIN 6535 HA

Ordering example for the grade WB10TG: MC482-06.0A4BC-WB10TG

D1

WALTER SELECT

●● Primary application ● Other application

Best tool for → Good = ☻ → Average = 😐 → Poor = ☹ machining conditions

www.isotool.se
Tel. 044 - 24 55 70

Solid carbide ball-nose copy milling cutters

MC482 Advance mm



– Long reach

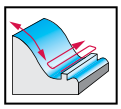

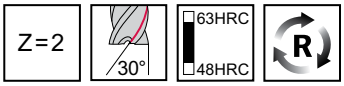

	P	M	K	N	S	H	O
WB10TG						●●	

Tool

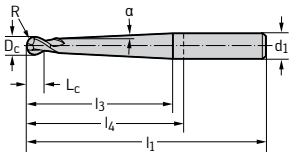

DIN 6535 HA

Designation	D_c h7 mm	R mm	L_c mm	l_3 mm	l_4 mm	l_1 mm	α	d_1 mm	Z	WB10TG
MC482-01.0A2PV-	1	0,5	0,8	17	21	57	2,5°	6	2	☺
MC482-01.0A2PW-	1	0,5	0,8	17	21	57	4°	6	2	☺
MC482-01.5A2PV-	1,5	0,75	1,2	17	21	57	2,5°	6	2	☺
MC482-01.5A2PW-	1,5	0,75	1,2	17	21	57	4°	6	2	☺
MC482-02.0A2PV-	2	1	1,6	18	21	57	2,5°	6	2	☺
MC482-02.0A2PW-	2	1	1,6	18	21	57	4°	6	2	☺
MC482-03.0A2LV-	3	1,5	2,4	38	44	80	2,5°	6	2	☺
MC482-03.0A2PV-	3	1,5	2,4	19	21	57	2,5°	6	2	☺
MC482-03.0A2PW-	3	1,5	2,4	19	21	57	4°	6	2	☺
MC482-04.0A2PV-	4	2	3,2	20	21	57	2,5°	6	2	☺
MC482-04.0A2PW-	4	2	3,2	20	21	57	4°	6	2	☺

Ordering example for the grade WB10TG: MC482-01.0A2PV-WB10TG

D1

WALTER SELECT

●● Primary application ● Other application

Best tool for → Good = ☺ → Average = 😐 → Poor = ☹ machining conditions

☺ 😐 ☹ / ★ = New addition to the product range

www.isotool.se
Tel. 044 - 24 55 70

Solid carbide ball-nose copy milling cutters

MC480 Advance mm



– Long reach

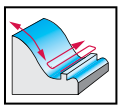

Z=2 | 30° | 63HRC / 48HRC | R

	P	M	K	N	S	H	O
WB10TG						●●	

Tool

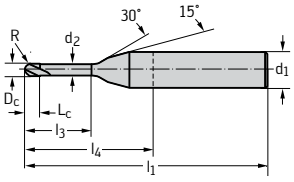

DIN 6535 HA

Designation	D_c h7 mm	R mm	L_c mm	d_2 mm	l_3 mm	l_4 mm	l_1 mm	Z	d_1 h5 mm	WB10TG
MC480-00.4A2MC-	0,4	0,2	0,32	0,37	1	12	38	2	4	☺
MC480-00.5A2MC-	0,5	0,25	0,4	0,47	1,5	12	38	2	4	☺
MC480-00.6A2MC-	0,6	0,3	0,48	0,57	2	12	38	2	4	☺
MC480-00.8A2MC-	0,8	0,4	0,64	0,77	2	12	38	2	4	☺
MC480-01.0A2MB-	1	0,5	0,8	0,97	2	22	50	2	4	☺
MC480-01.0A2ME-	1	0,5	0,8	0,97	5	22	50	2	4	☺
MC480-01.0A2MG-	1	0,5	0,8	0,97	8	22	50	2	4	☺
MC480-01.5A2MC-	1,5	0,75	1,2	1,47	4	22	50	2	4	☺
MC480-01.5A2ME-	1,5	0,75	1,2	1,47	8	22	50	2	4	☺
MC480-01.5A2MG-	1,5	0,75	1,2	1,47	12	22	50	2	4	☺
MC480-02.0A2MB-	2	1	1,6	1,97	3	22	50	2	4	☺
MC480-02.0A2MC-	2	1	1,6	1,97	6	22	50	2	4	☺
MC480-02.0A2ME-	2	1	1,6	1,97	10	22	50	2	4	☺
MC480-02.0A2MG-	2	1	1,6	1,97	16	22	50	2	4	☺
MC480-03.0A2MC-	3	1,5	2,4	2,97	8	22	50	2	4	☺
MC480-03.0A2ME-	3	1,5	2,4	2,97	16	22	50	2	4	☺
MC480-03.0A2MG-	3	1,5	2,4	2,97	25	32	60	2	4	☺
MC480-04.0A2MC-	4	2	3,2	3,97	10	29	65	2	6	☺
MC480-04.0A2ME-	4	2	3,2	3,97	20	29	65	2	6	☺
MC480-05.0A2MD-	5	2,5	4	4,97	20	29	65	2	6	☺

Ordering example for the grade WB10TG: MC480-00.4A2MC-WB10TG

D1

WALTER SELECT

●● Primary application ● Other application

Best tool for → Good = ☺ → Average = 😐 → Poor = ☹ machining conditions

New addition to the product range = ☺ 😐 ☹ / ★

www.isotool.se
Tel. 044 - 24 55 70

Solid carbide ball-nose copy milling cutters

H8004028 mm

Protostar® Ultra



– Long reach
– Type HSC 30

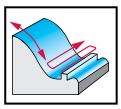

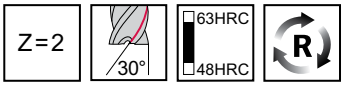

	P	M	K	N	S	H	O
TAX						●●	

Tool

Designation	R mm	D_c h7 mm	L_c mm	l_3 mm	l_4 mm	d_2 mm	d_1 mm	l_1 mm	Z
H8004028-5	2,5	5	5	20	21	4,9	6	57	2
H8004028-6	3	6	6	24	27	5,9	8	63	2
H8004028-8	4	8	8	29	32	7,6	10	72	2

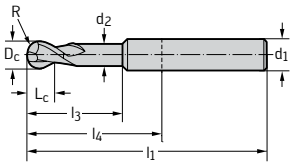

DIN 6535 HA

D1

WALTER SELECT

●● Primary application ● Other application

Best tool for → Good = ☺ → Average = 😐 → Poor = ☹ machining conditions

☺ 😐 ☹ / ★ = New addition to the product range

www.isotool.se
Tel. 044 - 24 55 70

Solid carbide ball-nose copy milling cutters

H8006428 mm

Protostar® Ultra



– Long reach
– Type HSC 30

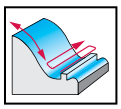

Z=2 | 30° | 63HRC / 48HRC | R

	P	M	K	N	S	H	O
TAX						●●	

Tool

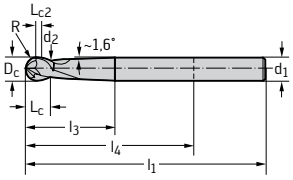

DIN 6535 HA

Designation	R mm	D_c h7 mm	L_c mm	L_{c2} mm	l_3 mm	l_4 mm	d_2 mm	d_1 mm	l_1 mm	Z
H8006428-1	0,5	1	2	0	20	39		6	75	2
H8006428-2	1	2	3	1,5	20	39	1,7	6	75	2
H8006428-3	1,5	3	4	1,5	30	44	2,5	6	80	2
H8006428-4	2	4	5	1,5	30	44	3,3	6	80	2
H8006428-5	2,5	5	7	2	43	44	4,1	6	80	2
H8006428-6	3	6	7	2	30	64	4,7	6	100	2
H8006428-8	4	8	9	3	36	64	6,5	8	100	2
H8006428-10	5	10	11	3	43	60	8,2	10	100	2

With back cutting

D1

WALTER SELECT

●● Primary application ● Other application

Best tool for ➔ Good = ☺ ➔ Average = 😐 ➔ Poor = ☹ machining conditions

Solid carbide ball-nose copy milling cutters

H8004788 mm

Proto·max™ Ultra



– Long reach

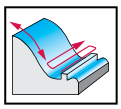

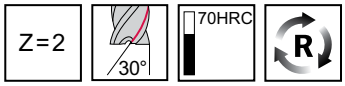

	P	M	K	N	S	H	O
TAS						●●	

Tool

Designation	R mm	D_c h7 mm	L_c mm	l_4 mm	d_1	l_1 mm	Z
H8004788-3-57	1,5	3	4,5	21	6	57	2
H8004788-3-70	1,5	3	4,5	34	6	70	2
H8004788-4-57	2	4	6	21	6	57	2
H8004788-8-100	4	8	12	64	8	100	2
H8004788-10-100	5	10	15	60	10	100	2

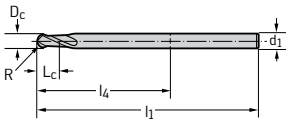

DIN 6535 HA

D1

WALTER SELECT

●● Primary application ● Other application

Best tool for → Good = ☺ → Average = 😐 → Poor = ☹ machining conditions

☺ 😐 ☹ / ★ = New addition to the product range

www.isotool.se
Tel. 044 - 24 55 70

Solid carbide mini ball-nose copy milling cutters

H4046988 mm

Proto·max™ Ultra



– Long reach

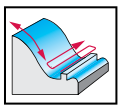

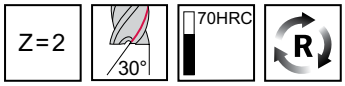

	P	M	K	N	S	H	O
TAS						●●	

Tool

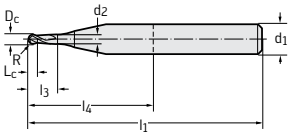

DIN 6535 HA

Designation	R mm	L_c mm	l_3 mm	d_2 mm	l_1 mm	Z
H4046988-1-1.5	0,5	0,8	1,5	0,96	45	2
H4046988-1-10	0,5	0,8	10	0,96	45	2
H4046988-1-3	0,5	0,8	3	0,96	45	2
H4046988-1.2-3.6	0,6	1,1	3,6	1,15	45	2
H4046988-1.5-8	0,75	1,35	8	1,44	45	2
H4046988-2-12	1	1,7	12	1,92	50	2
H4046988-2-6	1	1,7	6	1,92	45	2

D1

WALTER SELECT

●● Primary application ● Other application

Best tool for → Good = ☺ → Average = 😐 → Poor = ☹ machining conditions

New addition to the product range = ☺ 😐 ☹ / ★

www.isotool.se
Tel. 044 - 24 55 70

Solid carbide mini ball-nose copy milling cutters

H4046919 mm

Protostar®



– Long reach
– Type HSC 30

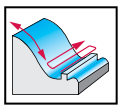

Z=2 | 30° | R

	P	M	K	N	S	H	O
DIA							●●

Tool

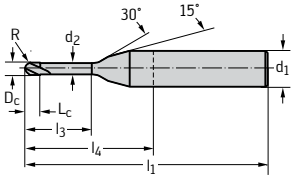

DIN 6535 HA

Designation	R mm	D_c h8 mm	L_c mm	l_3 mm	l_4 mm	d_2 mm	d_1 mm	l_1 mm	Z
H4046919-0.3-3	0,15	0,3	0,3	3	10	0,27	3	38	2
H4046919-0.4-2	0,2	0,4	0,4	2	10	0,37	3	38	2
H4046919-0.5-5	0,25	0,5	0,5	5	10	0,47	3	38	2
H4046919-0.6-3	0,3	0,6	0,6	3	10	0,57	3	38	2
H4046919-0.6-9	0,3	0,6	0,6	9	13	0,57	3	38	2
H4046919-0.8-8	0,4	0,8	0,8	8	12	0,77	3	38	2
H4046919-1-10	0,5	1	1	10	32	0,97	3	60	2
H4046919-1-15	0,5	1	1	15	32	0,97	3	60	2
H4046919-1-20	0,5	1	1	20	32	0,97	3	60	2
H4046919-1-5	0,5	1	1	5	32	0,97	3	60	2
H4046919-1.5-15	0,75	1,5	1,5	15	32	1,47	3	60	2
H4046919-1.5-7.5	0,75	1,5	1,5	7,5	32	1,47	3	60	2
H4046919-2-10	1	2	2	10	32	1,97	3	60	2
H4046919-2-20	1	2	2	20	32	1,97	3	60	2
H4046919-2-30	1	2	2	30	32	1,97	3	60	2
H4046919-3-15	1,5	3	3	15	32	2,97	3	60	2
H4046919-3-30	1,5	3	3	30	32	2,97	3	60	2

D1

WALTER SELECT

●● Primary application ● Other application

Best tool for → Good = ☺ → Average = 😐 → Poor = ☹ machining conditions

☺ 😐 ☹ / ★ = New addition to the product range

www.isotool.se
Tel. 044 - 24 55 70

Solid carbide ball-nose copy milling cutters

MC416 Advance mm



– Type 30

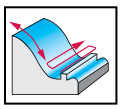

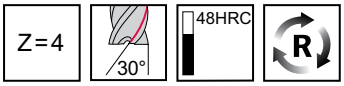

	P	M	K	N	S	H	O
WJ30TF	●●	●	●	●	●		

Tool

Designation	R mm	D_c h7 mm	L_c mm	l_4 mm	l_1 mm	d_1 mm	Z	WJ30TF
MC416-03.0A4L-	1,5	3	8	44	80	6	4	☺
MC416-04.0A4L-	2	4	11	44	80	6	4	☺
MC416-05.0A4L-	2,5	5	13	44	80	6	4	☺
MC416-06.0A4L-	3	6	13	44	80	6	4	☺
MC416-07.0A4L-	3,5	7	16	64	100	8	4	☺
MC416-08.0A4L-	4	8	19	64	100	8	4	☺
MC416-09.0A4L-	4,5	9	19	60	100	10	4	☺
MC416-10.0A4L-	5	10	22	60	100	10	4	☺
MC416-12.0A4L-	6	12	26	55	100	12	4	☺
MC416-16.0A4L-	8	16	32	52	100	16	4	☺
MC416-20.0A4L-	10	20	38	75	125	20	4	☺

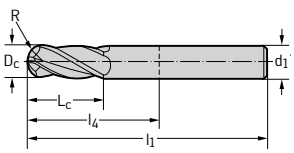

DIN 6535 HA

Designation	R mm	D_c h7 mm	L_c mm	l_4 mm	l_1 mm	d_1 mm	Z	WJ30TF
MC416-03.0W4L-	1,5	3	8	44	80	6	4	☺
MC416-04.0W4L-	2	4	11	44	80	6	4	☺
MC416-05.0W4L-	2,5	5	13	44	80	6	4	☺
MC416-06.0W4L-	3	6	13	44	80	6	4	☺
MC416-08.0W4L-	4	8	19	64	100	8	4	☺
MC416-10.0W4L-	5	10	22	60	100	10	4	☺
MC416-12.0W4L-	6	12	26	55	100	12	4	☺
MC416-16.0W4L-	8	16	32	52	100	16	4	☺
MC416-20.0W4L-	10	20	38	75	125	20	4	☺

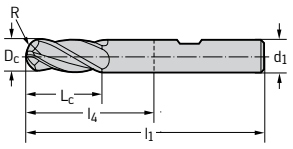

DIN 6535 HB

Ordering example for the grade WJ30TF: MC416-03.0A4L-WJ30TF

D1

WALTER SELECT

●● Primary application ● Other application

Best tool for → Good = ☺ → Average = 😐 → Poor = ☹ machining conditions

www.isotool.se
Tel. 044 - 24 55 70

Solid carbide ball-nose copy milling cutters

MC416 Advance inch



– Type 30

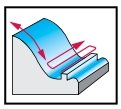

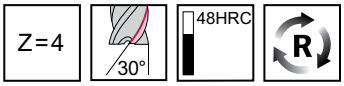

	P	M	K	N	S	H	O
WJ30TF	●●	●	●	●	●		

Tool

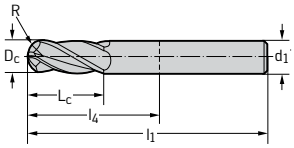

Cylindrical shank

Designation	R inch	D_c h9 inch	L_c inch	l_4 inch	d_1 inch	l_1 inch	Z	WJ30TF
MC416.1.59A4D-	0,031	0,0625	0,187	0,583	0,250	2,000	4	☺
MC416.3.18A4D-	0,063	0,1250	0,500	1,083	0,250	2,500	4	☺
MC416.4.75A4D-	0,094	0,1875	0,625	1,083	0,250	2,500	4	☺
MC416.6.35A4D-	0,125	0,2500	0,750	1,083	0,250	2,500	4	☺
MC416.7.94A4D-	0,156	0,3125	0,813	1,437	0,375	3,000	4	☺
MC416.9.53A4D-	0,188	0,3750	0,875	1,437	0,375	3,000	4	☺
MC416.11.1A4D-	0,219	0,4375	1,000	1,717	0,500	3,500	4	☺
MC416.12.7A4D-	0,250	0,5000	1,000	1,717	0,500	3,500	4	☺

Ordering example for the grade WJ30TF: MC416.1.59A4D-WJ30TF

D1

WALTER SELECT

●● Primary application ● Other application

Best tool for → Good = ☺ → Average = 😐 → Poor = ☹ machining conditions

☺ 😐 ☹ / ★ = New addition to the product range

www.isotool.se
Tel. 044 - 24 55 70

Solid carbide ball-nose copy milling cutters

MC416 Advance mm



– Type 30

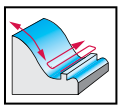

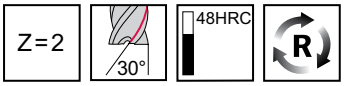

	P	M	K	N	S	H	O
WJ30TF	●●	●	●	●	●		

Tool

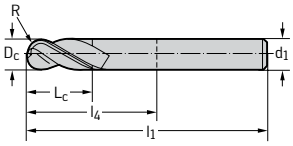

DIN 6535 HA

Designation	R mm	D_c h7 mm	L_c mm	l_4 mm	l_1 mm	d_1 mm	Z	WJ30TF
MC416-01.0A2B-	0,5	1	3	10	38	3	2	☺
MC416-01.5A2B-	0,75	1,5	3	10	38	3	2	☺
MC416-02.0A2B-	1	2	6	10,6	38	3	2	☺
MC416-02.5A2B-	1,25	2,5	7	11,5	38	3	2	☺
MC416-03.0A2B-	1,5	3	7	10	38	3	2	☺
MC416-04.0A2B-	2	4	8	21	57	6	2	☺
MC416-05.0A2B-	2,5	5	10	21	57	6	2	☺
MC416-06.0A2B-	3	6	10	21	57	6	2	☺
MC416-07.0A2B-	3,5	7	13	27,1	63	8	2	☺
MC416-08.0A2B-	4	8	16	27	63	8	2	☺
MC416-09.0A2B-	4,5	9	16	32,1	72	10	2	☺
MC416-10.0A2B-	5	10	19	32	72	10	2	☺
MC416-12.0A2B-	6	12	22	38	83	12	2	☺
MC416-14.0A2B-	7	14	22	38	83	14	2	☺
MC416-16.0A2B-	8	16	26	44	92	16	2	☺
MC416-18.0A2B-	9	18	26	44	92	18	2	☺
MC416-20.0A2B-	10	20	32	54	104	20	2	☺

Ordering example for the grade WJ30TF: MC416-01.0A2B-WJ30TF

D1

WALTER SELECT

●● Primary application ● Other application

Best tool for → Good = ☺ → Average = 😐 → Poor = ☹ machining conditions

www.isotool.se
Tel. 044 - 24 55 70

Solid carbide ball-nose copy milling cutters

MC413 Advance mm



– Long reach
– Type HSC 30

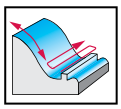

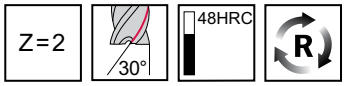

	P	M	K	N	S	H	O
WJ30TF	●●	●	●	●	●		

Tool

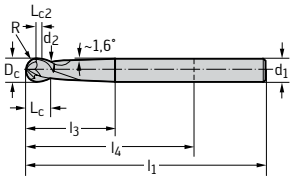

DIN 6535 HA

Designation	R mm	D_c h7 mm	L_c mm	L_{c2} mm	l_4 mm	d_2 mm	l_3 mm	l_1 mm	Z	d_1 h5 mm	WJ30TF
MC413-01.0A2L-	0,5	1	2	0	39		20	75	2	6	☺
MC413-02.0A2L-	1	2	3	1,5	39	1,7	20	75	2	6	☺
MC413-03.0A2L-	1,5	3	4	1,5	44	2,5	30	80	2	6	☺
MC413-04.0A2L-	2	4	5	1,5	44	3,3	30	80	2	6	☺
MC413-05.0A2L-	2,5	5	7	2	44	4,1	43	80	2	6	☺
MC413-06.0A2L-	3	6	7	2	64	4,7	30	100	2	6	☺
MC413-08.0A2L-	4	8	9	3	64	6,5	36	100	2	8	☺
MC413-10.0A2L-	5	10	11	3	60	8,2	43	100	2	10	☺

With back cutting | Ordering example for the grade WJ30TF: MC413-01.0A2L-WJ30TF

D1

WALTER SELECT

●● Primary application ● Other application

Best tool for → Good = ☺ → Average = 😐 → Poor = ☹ machining conditions

☺ 😐 ☹ / ★ = New addition to the product range

www.isotool.se
Tel. 044 - 24 55 70

Solid carbide ball-nose copy milling cutters

MC413 Advance mm



– Long reach
– Type HSC 30

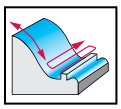

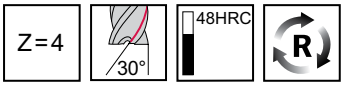

	P	M	K	N	S	H	O
WJ30TF	●●	●	●	●	●		

Tool

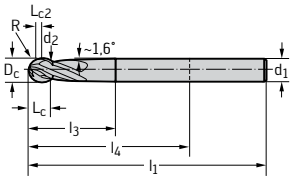

DIN 6535 HA

Designation	R mm	D_c h7 mm	L_c mm	L_{c2} mm	l_4 mm	d_2 mm	l_3 mm	l_1 mm	Z	d_1 h5 mm	WJ30TF
MC413-05.0A4L-	2,5	5	7	2	44	4,1	43	80	4	6	☺
MC413-06.0A4L-	3	6	7	2	64	4,7	30	100	4	6	☺
MC413-08.0A4L-	4	8	9	3	64	6,5	36	100	4	8	☺
MC413-10.0A4L-	5	10	11	3	60	8,2	43	100	4	10	☺
MC413-12.0A4L-	6	12	13	3	55	9,8	52	100	4	12	☺
MC413-16.0A4L-	8	16	15	3	102	13,4	61	150	4	16	☺

With back cutting | Shank tolerance h6 with shank diameter d_1 <gt/> 10 mm | Ordering example for the grade WJ30TF: MC413-05.0A4L-WJ30TF

D1

WALTER SELECT

●● Primary application ● Other application

Best tool for → Good = ☺ → Average = 😐 → Poor = ☹ machining conditions

New addition to the product range = ☺ 😐 ☹ / ★

www.isotool.se
Tel. 044 - 24 55 70

Solid carbide ball-nose copy milling cutters

MC413 Advance mm



– Long reach
– Type HSC 30

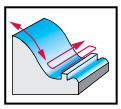

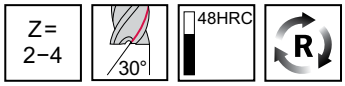

	P	M	K	N	S	H	O
WJ30TF	●●	●	●	●	●		

Tool

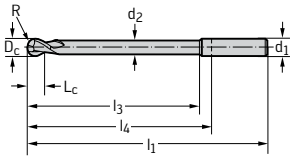

DIN 6535 HA

Designation	R mm	D_c h7 mm	L_c mm	l_4 mm	d_2 mm	l_3 mm	l_1 mm	Z	d_1 h5 mm	WJ30TF
MC413-04.0A2XC-	2	4	4	64	3,9	20	100	2	6	☺
MC413-04.0A2XD-	2	4	4	64	3,9	30	100	2	6	☺
MC413-04.0A2XE-	2	4	4	64	3,9	40	100	2	6	☺
MC413-05.0A2XC-	2,5	5	5	64	4,9	25	100	2	6	☺
MC413-05.0A2XD-	2,5	5	5	64	4,9	50	100	2	6	☺
MC413-06.0A4XC-	3	6	6	64	5,9	30	100	4	6	☺
MC413-06.0A4XD-	3	6	6	64	5,9	45	100	4	6	☺
MC413-06.0A4XE-	3	6	6	64	5,9	60	100	4	6	☺
MC413-08.0A4XC-	4	8	8	84	7,85	40	120	4	8	☺
MC413-08.0A4XD-	4	8	8	84	7,85	60	120	4	8	☺
MC413-08.0A4XE-	4	8	8	84	7,85	80	120	4	8	☺
MC413-10.0A4XD-	5	10	10	110	9,85	50	150	4	10	☺
MC413-10.0A4XE-	5	10	10	110	9,85	75	150	4	10	☺
MC413-12.0A4XD-	6	12	12	105	11,8	60	150	4	12	☺

Shank tolerance h6 with shank diameter d_1 <gt/> 10 mm | Ordering example for the grade WJ30TF: MC413-04.0A2XC-WJ30TF

D1

WALTER SELECT

●● Primary application ● Other application

Best tool for → Good = ☺ → Average = 😐 → Poor = ☹ machining conditions

☺ 😐 ☹ / ★ = New addition to the product range

www.isotool.se
Tel. 044 - 24 55 70

Solid carbide ball-nose copy milling cutters

ME432 Perform mm



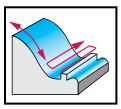

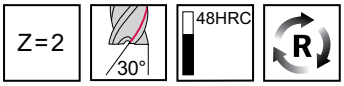

	P	M	K	N	S	H	O
WJ30ED	●●	●	●	●	●		

Tool

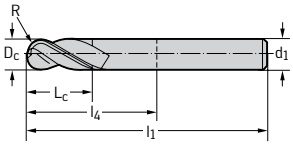

DIN 6535 HA

Designation	D_c h9 mm	R mm	L_c mm	l_1 mm	l_4 mm	d_1 h6 mm	Z	WJ30ED
ME432-01.0A2B-	1	0,5	3	38	10	3	2	☺
ME432-01.5A2B-	1,5	0,75	3	38	10	3	2	☺
ME432-02.0A2B-	2	1	6	38	11	3	2	☺
ME432-02.5A2B-	2,5	1,25	7	38	12	3	2	☺
ME432-03.0A2B-	3	1,5	7	38	10	3	2	☺
ME432-04.0A2B-	4	2	8	57	21	6	2	☺
ME432-05.0A2B-	5	2,5	10	57	21	6	2	☺
ME432-06.0A2B-	6	3	10	57	21	6	2	☺
ME432-08.0A2B-	8	4	16	63	27	8	2	☺
ME432-10.0A2B-	10	5	19	72	32	10	2	☺
ME432-12.0A2B-	12	6	22	83	38	12	2	☺
ME432-16.0A2B-	16	8	26	92	44	16	2	☺
ME432-20.0A2B-	20	10	32	104	54	20	2	☺

Ordering example for the grade WJ30ED: ME432-01.0A2B-WJ30ED

D1

WALTER SELECT

●● Primary application ● Other application

Best tool for → Good = ☺ → Average = 😐 → Poor = ☹ machining conditions

www.isotool.se
Tel. 044 - 24 55 70

Solid carbide ball-nose copy milling cutters

ME432 Perform mm



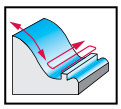

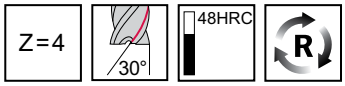

	P	M	K	N	S	H	O
WJ30ED	●●	●	●	●	●		

Tool

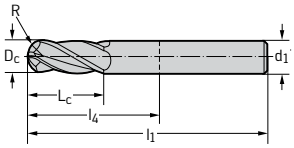

DIN 6535 HA

Designation	D_c h9 mm	R mm	L_c mm	l_1 mm	l_4 mm	d_1 h6 mm	Z	WJ30ED
ME432-03.0A4B-	3	1,5	8	38	10	3	4	☺
ME432-04.0A4B-	4	2	11	57	21	6	4	☺
ME432-05.0A4B-	5	2,5	13	57	21	6	4	☺
ME432-06.0A4B-	6	3	13	57	21	6	4	☺
ME432-08.0A4B-	8	4	19	63	27	8	4	☺
ME432-10.0A4B-	10	5	22	72	32	10	4	☺
ME432-12.0A4B-	12	6	26	83	38	12	4	☺
ME432-16.0A4B-	16	8	32	92	44	16	4	☺
ME432-20.0A4B-	20	10	38	104	54	20	4	☺

Ordering example for the grade WJ30ED: ME432-03.0A4B-WJ30ED

D1

WALTER SELECT

●● Primary application ● Other application

Best tool for → Good = ☺ → Average = 😐 → Poor = ☹ machining conditions

☺ 😐 ☹ / ★ = New addition to the product range

www.isotool.se
Tel. 044 - 24 55 70

Solid carbide ball-nose copy milling cutters

ME432 Perform inch



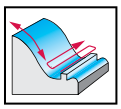

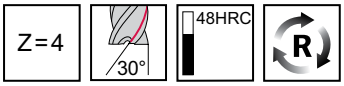

	P	M	K	N	S	H	O
WJ30ED	●●	●	●	●	●		

Tool

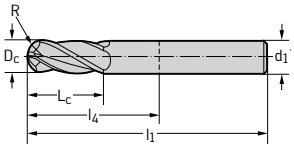

Cylindrical shank

Designation	D_c	D_c h9 inch	R inch	L_c inch	l_1 inch	l_4 inch	d_1 h6 inch	Z	WJ30ED
ME432.1.59A4D-	1/16"	0,0625	0,031	0,187	2,000	0,583	0,250	4	☹
ME432.2.38A4D-	3/32"	0,0938	0,047	0,375	2,500	1,083	0,250	4	☹
ME432.3.18A4D-	1/8"	0,1250	0,063	0,500	2,500	1,083	0,250	4	☹
ME432.4.75A4D-	3/16"	0,1875	0,094	0,625	2,500	1,083	0,250	4	☹
ME432.6.35A4D-	1/4"	0,2500	0,125	0,750	2,500	1,083	0,250	4	☹
ME432.7.94A4D-	5/16"	0,3125	0,156	0,813	3,000	1,437	0,375	4	☹
ME432.9.53A4D-	3/8"	0,3750	0,188	0,875	3,000	1,437	0,375	4	☹
ME432.12.7A4D-	1/2"	0,5000	0,250	1,000	3,500	1,717	0,500	4	☹
ME432.15.9A4D-	5/8"	0,6250	0,313	1,250	3,500	1,594	0,625	4	☹

Ordering example for the grade WJ30ED: ME432.1.59A4D-WJ30ED

D1

WALTER SELECT

●● Primary application ● Other application

Best tool for → Good = ☺ → Average = 😐 → Poor = ☹ machining conditions

www.isotool.se
Tel. 044 - 24 55 70

Solid carbide ball-nose copy milling cutters

MC467 Advance mm



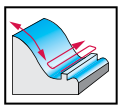



	P	M	K	N	S	H	O
WJ30UU				●●			

Tool

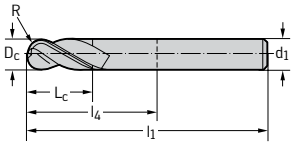

DIN 6535 HA

Designation	R mm	D_c h9 mm	L_c mm	l_4 mm	l_1 mm	d_1 mm	Z	WJ30UU
MC467-02.0A2B-	1	2	6	32	60	3	2	☺
MC467-03.0A2B-	1,5	3	7	44	80	6	2	☺
MC467-04.0A2B-	2	4	8	44	80	6	2	☺
MC467-05.0A2B-	2,5	5	10	44	80	6	2	☺
MC467-06.0A2B-	3	6	10	44	80	6	2	☺
MC467-08.0A2B-	4	8	16	64	100	8	2	☺
MC467-10.0A2B-	5	10	19	60	100	10	2	☺
MC467-12.0A2B-	6	12	22	55	100	12	2	☺
MC467-16.0A2B-	8	16	26	52	100	16	2	☺

Ordering example for the grade WJ30UU: MC467-02.0A2B-WJ30UU

D1

WALTER SELECT

●● Primary application ● Other application

Best tool for → Good = ☺ → Average = 😐 → Poor = ☹ machining conditions

☺ 😐 ☹ / ★ = New addition to the product range

www.isotool.se
Tel. 044 - 24 55 70

60° solid carbide chamfer mill

MC500 Advance mm



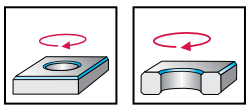



	P	M	K	N	S	H	O
WJ30TF	●●	●	●	●	●		

Tool

Designation	D_c mm	D_a mm	L_c mm	l_1 mm	l_4 mm	d_1 mm	Z	WJ30TF
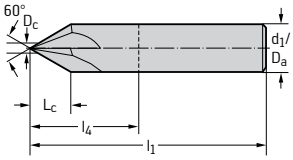 MC500-06.0A4L-	1	6	4,3	57	20,1	6	4	
MC500-10.0A4L-	1,5	10	7,35	100	58,7	10	4	
DIN 6535 HA								
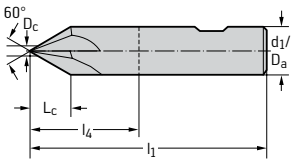 MC500-10.0W4L-	1,5	10	7,35	100	58,7	10	4	
DIN 6535 HB								

Shoulder milling $a_e \leq 0.3 \times D_a$ | Ordering example for the grade WJ30TF: MC500-06.0A4L-WJ30TF

D1

WALTER SELECT

●● Primary application ● Other application

Best tool for ➔ Good = ☺ ➔ Average = 😐 ➔ Poor = ☹ machining conditions

www.isotool.se
Tel. 044 - 24 55 70

90° solid carbide chamfer mill

MC501 Advance mm



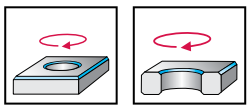



	P	M	K	N	S	H	O
WJ30TF	●●	●	●	●	●		

Tool

Designation	D_c mm	D_a mm	L_c mm	l_1 mm	l_4 mm	d_1 mm	Z	WJ30TF
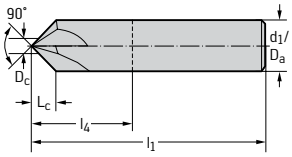 DIN 6535 HA								
MC501-06.0A4L-	1	6	2,5	57	20,5	6	4	☺
MC501-10.0A4L-	1,5	10	4,25	100	59,2	10	4	☺
MC501-08.0A5L-	2	8	3	80	43	8	5	☺
MC501-12.0A6L-	3	12	4,5	83	36,5	12	6	☺
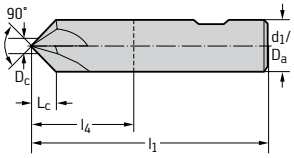 DIN 6535 HB								
MC501-06.0W4L-	1	6	2,5	57	20,5	6	4	☺
MC501-10.0W4L-	1,5	10	4,25	100	59,2	10	4	☺
MC501-08.0W5L-	2	8	3	80	43	8	5	☺
MC501-12.0W6L-	3	12	4,5	83	36,5	12	6	☺

Shoulder milling $a_e \leq 0.3 \times D_a$ | Ordering example for the grade WJ30TF: MC501-06.0A4L-WJ30TF

D1

WALTER SELECT

●● Primary application ● Other application

Best tool for → Good = ☺ → Average = 😐 → Poor = ☹ machining conditions

☺ 😐 ☹ / ★ = New addition to the product range

www.isotool.se
Tel. 044 - 24 55 70

120° solid carbide chamfer mill

MC502 Advance mm



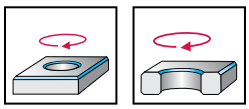



	P	M	K	N	S	H	O
WJ30TF	●●	●	●	●	●		

Tool

Designation	D_c mm	D_a mm	L_c mm	l_1 mm	l_4 mm	d_1 mm	Z	WJ30TF
MC502-10.0A4L-	1,5	10	2,45	100	59,6	10	4	

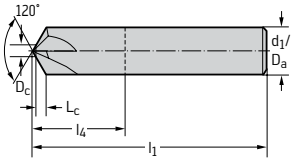

DIN 6535 HA

Shoulder milling $a_e \leq 0.3 \times D_a$ | Ordering example for the grade WJ30TF: MC502-10.0A4L-WJ30TF

D1

WALTER SELECT

●● Primary application ● Other application

Best tool for → Good = → Average = → Poor = machining conditions

www.isotool.se
Tel. 044 - 24 55 70

Solid carbide quarter-round profile mill

MC503 Advance mm



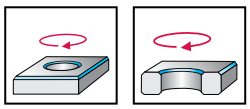

	P	M	K	N	S	H	O
WJ30TF	●●	●	●	●	●		

Tool

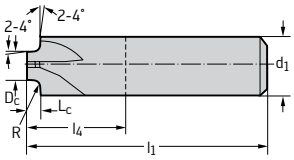

DIN 6535 HA

Designation	R mm	D_c mm	D_a mm	L_c mm	l_1 mm	l_4 mm	d_1 h6 mm	Z	WJ30TF
MC503-04.0A3B050-	0,5	4	6	1	57	21	6	3	☺
MC503-04.0A3B075-	0,8	4	6	1	57	21	6	3	☺
MC503-04.0A3B080-	0,8	4	6	1	57	21	6	3	☺
MC503-04.0A4B100-	1	4	8	1	63	27	8	4	☺
MC503-04.0A4B150-	1,5	4	8	2	63	27	8	4	☺
MC503-05.0A4B200-	2	5	10	2	72	32	10	4	☺
MC503-05.0A4B250-	2,5	5	10	3	72	32	10	4	☺
MC503-05.0A4B300-	3	5	12	3	83	38	12	4	☺
MC503-06.0A4B400-	4	6	14	4	83	38	14	4	☺
MC503-06.0A4B500-	5	6	16	5	92	44	16	4	☺
MC503-08.0A4B600-	6	8	20	6	104	54	20	4	☺

Ordering example for the grade WJ30TF: MC503-04.0A3B050-WJ30TF

D1

WALTER SELECT

●● Primary application ● Other application

Best tool for → Good = ☺ → Average = 😐 → Poor = ☹ machining conditions

☺ 😐 ☹ / ★ = New addition to the product range

www.isotool.se
Tel. 044 - 24 55 70

Solid carbide forward/backward deburrer

MC504 Advance mm



– Long reach
– Type forward/backward deburrer

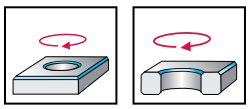



	P	M	K	N	S	H	O
WJ30TF	●●	●	●	●	●		

Tool

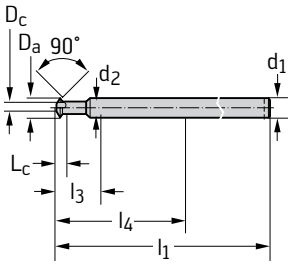

DIN 6535 HA

Designation	D_a mm	D_c mm	L_c mm	l_3 mm	d_2 mm	l_1 mm	l_4 mm	d_1 h6 mm	Z	WJ30TF
MC504-06.0A4LB-	6	0,4	4,25	19	3,9	100	64	6	4	☺
MC504-08.0A4L-	8	5,9	2			100	64	6	4	☺
MC504-10.0A6L-	10	5,9	4			100	64	6	6	☺
MC504-12.0A6L-	12	5,9	6			100	64	6	6	☺

Ordering example for the grade WJ30TF: MC504-06.0A4LB-WJ30TF

D1

WALTER SELECT

●● Primary application ● Other application

Best tool for → Good = ☺ → Average = 😐 → Poor = ☹ machining conditions

www.isotool.se
Tel. 044 - 24 55 70

Solid carbide chamfer milling cutter 90°

AH3058318 inch

Protostar®



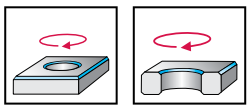



	P	M	K	N	S	H	O
TAX	●●	●	●	●	●		

Tool

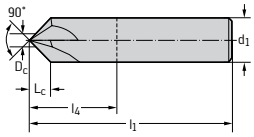

Designation	D_c inch	D_a inch	L_c inch	l_1 inch	l_4 inch	d_1 inch	Z
AH3058318-1/4	0,0394	0,250	0,105	2,500	1,063	0,250	4
AH3058318-3/8	0,0591	0,375	0,158	2,500	0,906	0,375	4
AH3058318-1/2	0,1181	0,500	0,191	3,000	1,157	0,500	6

Cylindrical shank

Shoulder milling $a_e \leq 0.3 \times D_c$

D1

WALTER SELECT

●● Primary application ● Other application

Best tool for → Good = ☺ → Average = 😐 → Poor = ☹ machining conditions

☺ 😐 ☹ / ★ = New addition to the product range

www.isotool.se
Tel. 044 - 24 55 70

Solid carbide circle segment milling cutters

MD838 Supreme mm



Z= 4–8 | 30° | R

– Conical

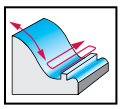

	P	M	K	N	S	H	O
WJ30RA		●●		●	●●		
WJ30RD	●●		●				

Tool

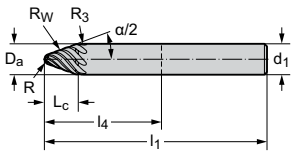

DIN 6535 HA

Designation	α/2	D_a mm	R_w mm	R_3 mm	R mm	L_c mm	d_1 h5 mm	l_1 mm	Z	WJ30RA	WJ30RD
MD838-06A4P050250-	20°	6	250	3	0,5	7,79	6	65	4	☺	😐
MD838-06A4P100250-	20°	6	250	3	1	6,83	6	65	4	☺	😐
MD838-08A4P050300-	20°	8	300	3	0,5	10,55	8	80	4	☺	😐
MD838-08A4P100300-	20°	8	300	3	1	9,57	8	80	4	☺	😐
MD838-10A4P200400-	20°	10	400	3	2	10,42	10	90	4	☺	😐
MD838-10A8P200400-	20°	10	400	3	2	10,42	10	90	8	☺	😐
MD838-12A4P200500-	20°	12	500	3	2	13,15	12	100	4	☺	😐
MD838-12A4P300500-	20°	12	500	3	3	11,23	12	100	4	☺	😐
MD838-12A8P200500-	20°	12	500	3	2	13,15	12	100	8	☺	😐
MD838-12A8P300500-	20°	12	500	3	3	11,23	12	100	8	☺	😐
MD838-16A4P301000-	20°	16	1.000	5	3	17,07	16	115	4	☺	😐
MD838-16A4P401000-	20°	16	1.000	5	4	15,17	16	115	4	☺	😐

Ordering example for the grade WJ30RA: MD838-06A4P050250-WJ30RA

D1

WALTER SELECT

●● Primary application ● Other application

Best tool for → Good = ☺ → Average = 😐 → Poor = ☹ machining conditions

Solid carbide circle segment milling cutters

MD839 Supreme mm



– Tangential

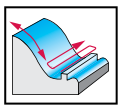

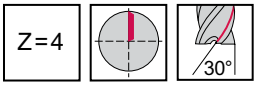

	P	M	K	N	S	H	O
WJ30RA		●●		●	●●		
WJ30RD	●●		●				

Tool

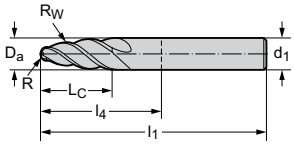

DIN 6535 HA

Designation	D_a mm	R mm	R_w mm	L_c mm	d_1 mm	l_1 mm	Z	WJ30RA	WJ30RD
MD839-06A4P10100-	6	1	100	20,8	6	65	4	☺	😐
MD839-08A4P15100-	8	1,5	100	23,55	8	80	4	☺	😐
MD839-10A4P20100-	10	2	100	26,06	10	90	4	☺	😐
MD839-12A4P20100-	12	2	100	29,71	12	100	4	☺	😐
MD839-12A4P30100-	12	3	100	26,94	12	100	4	☺	😐
MD839-16A4P30100-	16	3	100	33,74	16	115	4	☺	😐
MD839-16A4P40100-	16	4	100	31,42	16	115	4	☺	😐

Ordering example for the grade WJ30RA: MD839-06A4P10100-WJ30RA

D1

WALTER SELECT

●● Primary application ● Other application

Best tool for ➔ Good = ☺ ➔ Average = 😐 ➔ Poor = ☹ machining conditions

☺ 😐 ☹ / ★ = New addition to the product range

www.isotool.se
Tel. 044 - 24 55 70

www.isotool.se
Tel. 044 - 24 55 70

High-feed milling cutters

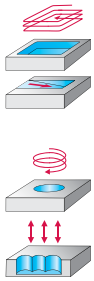



Designation	MC025 Advance	Protostar® Flash	MD025	MD070	MD025
Diameter range	10–25	10–16	10–20	10–25	10–25
Number of teeth	4	3	5–6	4–5	5–6
Corner radius	1,5–3	1,5–2	1,5–2	1,5–3	1,5–3
Diameter range	0,375–0,750	—	0,500–0,625	—	0,375–0,500
Number of teeth	4		6		5–6
Corner radius	0,060–0,080		0,060–0,080		0,060
Standard	PWZ-NORM	PWZ-NORM	PWZ-NORM	PWZ-NORM	PWZ-NORM
Coating / grade	WJ30TF	TAX	WJ30RD	WJ30RA	WJ30RA
Shank	ConeFit	ConeFit	ConeFit	ConeFit	ConeFit
P Steel	●●	●●	●●		
M Stainless steel	●	●		●●	●●
K Cast iron	●	●	●		
N NF metals					●
S Materials with difficult cutting properties	●	●		●	●●
H Hard materials					
O Other					
Page in catalogue	216	218	214	219	214
QR code					
www.walter-tools.com/woc/	MC025	protostar-flash	MD025	MD070	MD025

WALTER SELECT

●● Primary application ● Other application

D1

www.isotool.se
Tel. 044 - 24 55 70

Shoulder milling cutters

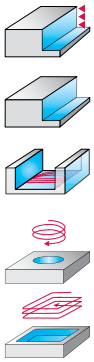







Designation	MC128	MD128	MD128
Diameter range	10–25	10–25	10–25
Number of teeth	6–8	6–8	6–8
Corner radius	0,5–4	0,5–4	0,5–4
Diameter range	—	—	—
Number of teeth			
Corner radius			
Standard	PWZ-NORM	PWZ-NORM	PWZ-NORM
Coating / grade	WJ30TF	WJ30RD	WJ30RA
Shank	ConeFit	ConeFit	ConeFit
P Steel	●●	●●	
M Stainless steel	●		●●
K Cast iron	●	●	
N NF metals			
S Materials with difficult cutting properties	●		●●
H Hard materials			
O Other			
Page in catalogue	222	220	220
QR code			
www.walter-tools.com/woc/	MC128	MD128	MD128

WALTER SELECT ●● Primary application ● Other application

www.isotool.se
Tel. 044 - 24 55 70

Shoulder/slot milling cutters

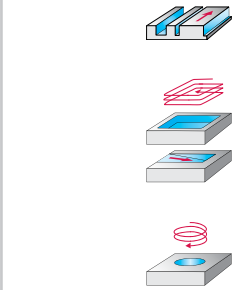
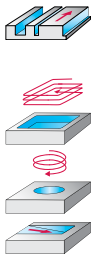
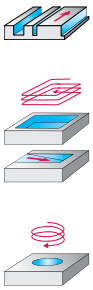







Designation	MD340	MC326	MC320	Proto·max™ST	MD370
Diameter range	10–20	10–25	10–25	10–20	10–25
Number of teeth	4	3–5	4–8	4	4–5
Corner radius	0,5–4	0,5–4	0,35–0,4	0,5–4	0,5–4
Diameter range	—	0,375–1,000	—	—	0,375–1,000
Number of teeth		4–5			4–5
Corner radius		0,015–0,125			
Standard	P-NORM	PWZ-NORM	PWZ-NORM	PWZ-NORM	PWZ-NORM
Coating / grade	WJ30TP	WJ30TF	WJ30TF	TAZ	WJ30RA
Shank	ConeFit	ConeFit	ConeFit	ConeFit	ConeFit
P Steel	●●	●●	●●	●●	
M Stainless steel	●	●	●		●●
K Cast iron	●	●	●	●	
N NF metals					
S Materials with difficult cutting properties	●	●	●		●
H Hard materials					
O Other					
Page in catalogue	224	234	238	226	228
QR code					
www.walter-tools.com/woc/	MD340	MC326	MC320	protomax-st	MD370

WALTER SELECT

●● Primary application ● Other application

www.isotool.se
Tel. 044 - 24 55 70

Shoulder/slot milling cutters

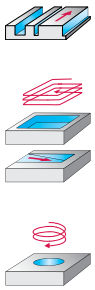



Designation	**MC267**
Diameter range	10–25
Number of teeth	2–3
Corner radius	
Diameter range	0,375–1,000
Number of teeth	3
Corner radius	
Standard	P-NORM
Coating / grade	WJ30UU
Shank	ConeFit
P Steel	
M Stainless steel	
K Cast iron	
N NF metals	●●
S Materials with difficult cutting properties	
H Hard materials	
O Other	
Page in catalogue	231
QR code	
www.walter-tools.com/woc/	MC267

D1

WALTER SELECT

●● Primary application ● Other application

www.isotool.se
Tel. 044 - 24 55 70

Copy milling cutters





Designation	**MC430**
Diameter range	10–25
Number of teeth	2–4
Corner radius	5–12,5
Diameter range	0,375–1,000
Number of teeth	4
Corner radius	0,187–0,500
Standard	PWZ-NORM
Coating / grade	WJ30TP
Shank	ConeFit
P Steel	●●
M Stainless steel	●●
K Cast iron	●
N NF metals	●
S Materials with difficult cutting properties	
H Hard materials	
O Other	
Page in catalogue	239
QR code	
www.walter-tools.com/woc/	MC430

D1

WALTER SELECT

●● Primary application ● Other application

www.isotool.se
Tel. 044 - 24 55 70

Profiling cutters

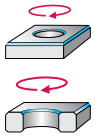

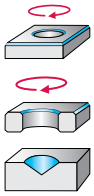





Designation	MC503	MC500
Diameter range	10–20	10–16
Number of teeth	4	2–8
Corner radius		
Diameter range	0,394–0,984	0,500
Number of teeth	4	6
Corner radius		
Standard	PWZ-NORM P-NORM	PWZ-NORM
Coating / grade	WJ30TP	WJ30TP
Shank	ConeFit	ConeFit
P Steel	●●	●●
M Stainless steel	●	●
K Cast iron	●	●
N NF metals	●	●
S Materials with difficult cutting properties	●	●
H Hard materials		
O Other		
Page in catalogue	251	243
QR code		
www.walter-tools.com/woc/	MC503	MC500

WALTER SELECT

●● Primary application ● Other application

www.isotool.se
Tel. 044 - 24 55 70

Circle segment milling cutters







Designation	MD838	MD838
Diameter range	16	16
Number of teeth	8	8
Corner radius	2–4	2–4
Diameter range	—	—
Number of teeth		
Corner radius		
Standard	PWZ-NORM	PWZ-NORM
Coating / grade	WJ30RD	WJ30RA
Shank	ConeFit	ConeFit
P Steel	●●	
M Stainless steel		●●
K Cast iron	●	
N NF metals		●
S Materials with difficult cutting properties		●●
H Hard materials		
O Other		
Page in catalogue	253	253
QR code		
www.walter-tools.com/woc/	MD838	MD838

WALTER SELECT

●● Primary application ● Other application

D1

www.isotool.se
Tel. 044 - 24 55 70

Solid carbide high-feed milling cutter

MD025 mm



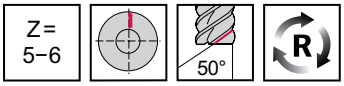

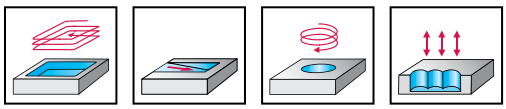

	P	M	K	N	S	H	O
WJ30RA		●●		●	●●		
WJ30RD	●●		●				

Tool

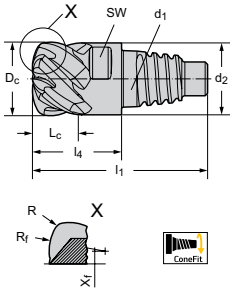

ConeFit

Designation	D_c h9 mm	a_{pf} mm	L_c mm	x_f mm	R_f mm	R_{ers} mm	R mm	l_1 mm	l_4 mm	SW mm	d_1	Z	WJ30RA	WJ30RD
MD025-10.0E5P150-	10	0,75,5	1,7	5	1,998	1,5	23,6	12,4	8	E10	5	a	●	
MD025-12.0E6P150-	12	0,86,5	2,25	6	2,103	1,5	28,3	14,5	10	E12	6	a	●	
MD025-16.0E6P200-	16	18,5	3,1	8	2,747	2	35,7	18,7	12	E16	6	a	●	
MD025-20.0E6P200-	20	1,311	4	10	3,072	2	40,8	21,3	16	E20	6	a	●	
MD025-25.0E6P300-	25	1,613,5	5	12	4,206	3	49,6	25,6	20	E25	6	a		

Shoulder milling $a_e \leq 0.5 \times D_c$ | Ordering example for the grade WJ30RA: MD025-10.0E5P150-WJ30RA

D1

WALTER SELECT

●● Primary application ● Other application

Best tool for → Good = ☺ → Average = 😐 → Poor = ☹ machining conditions

www.isotool.se
Tel. 044 - 24 55 70

Solid carbide high-feed milling cutter

MD025 inch



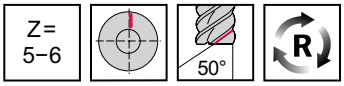

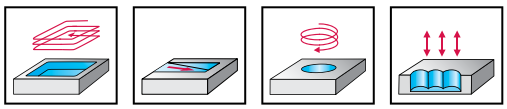

	P	M	K	N	S	H	O
WJ30RA		●●		●	●●		
WJ30RD	●●		●				

Tool

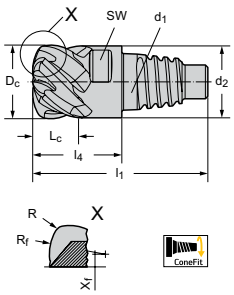

ConeFit

Designation	D_c h9 inch	a_{pf} inch	L_c inch	x_f inch	R_f inch	R_{ers} inch	R inch	l_1 inch	l_4 inch	SW inch	d_1	Z	WJ30RA	WJ30RD
MD025.9.53E5P152-	0,3750	0,024	0,067	0,181	0,076	0,060	0,929	0,488	0,315	E10	5	a		
MD025.12.7E6P152-	0,5000	0,033	0,098	0,236	0,086	0,060	1,114	0,571	0,394	E12	6	a	😐	
MD025.15.9E6P203-	0,6250	0,039	0,118	0,315	0,110	0,080	1,406	0,736	0,472	E16	6		😐	

Shoulder milling $a_e \leq 0.5 \times D_c$ | Ordering example for the grade WJ30RA: MD025.12.7E6P152-WJ30RA

D1

WALTER SELECT

●● Primary application ● Other application

Best tool for → Good = 😊 → Average = 😐 → Poor = ☹ machining conditions

😊 😐 ☹ / ★ = New addition to the product range

www.isotool.se
Tel. 044 - 24 55 70

Solid carbide high-feed milling cutter

MC025 Advance mm



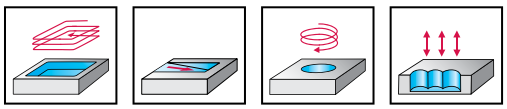

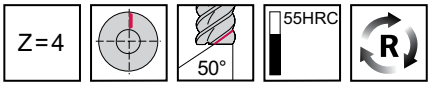

	P	M	K	N	S	H	O
WJ30TF	●●	●	●		●		

Tool

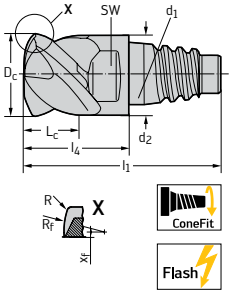

ConeFit

Designation	D_c h9 mm	a_{pf} mm	x_f mm	R_f mm	R_{ers} mm	R mm	l_1 mm	l_4 mm	d_1	Z	SW mm	WJ30TF
MC025-10.0E4P150-	10	0,7	1,7	5	1,998	1,5	23,6	12,4	E10	4	8	☺
MC025-12.0E4P150-	12	0,8	2,25	6	2,103	1,5	28,3	14,5	E12	4	10	☺
MC025-16.0E4P200-	16	1	3,1	8	2,747	2	35,7	18,7	E16	4	12	☺
MC025-20.0E4P200-	20	1,3	4	10	3,072	2	40,8	21,3	E20	4	16	☺
MC025-25.0E4P300-	25	1,6	5	12	4,206	3	49,6	25,6	E25	4	20	☺

Shoulder milling $a_e \leq 0.5 \times D_c$ | Ordering example for the grade WJ30TF: MC025-10.0E4P150-WJ30TF

D1

WALTER SELECT

●● Primary application ● Other application

Best tool for → Good = ☺ → Average = 😐 → Poor = ☹ machining conditions

www.isotool.se
Tel. 044 - 24 55 70

Solid carbide high-feed milling cutter

MC025 Advance inch



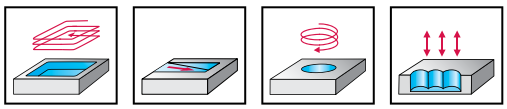

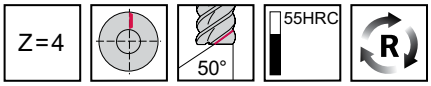

	P	M	K	N	S	H	O
WJ30TF	●●	●	●		●		

Tool

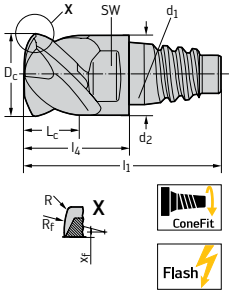

ConeFit

Designation	D_c h9 inch	a_{pf} inch	x_f inch	R_f inch	R_{ers} inch	R inch	l_1 inch	l_4 inch	d_1	Z	SW inch	WJ30TF
MC025.9.53E4P152-	0,3750	0,024	0,067	0,181	0,076	0,060	0,929	0,488	E10	4	0,315	☻
MC025.12.7E4P152-	0,5000	0,033	0,098	0,236	0,086	0,060	1,114	0,571	E12	4	0,394	☻
MC025.15.9E4P203-	0,6250	0,039	0,118	0,315	0,110	0,080	1,406	0,736	E16	4	0,472	☻
MC025.19.1E4P203-	0,7500	0,047	0,157	0,354	0,117	0,080	1,606	0,839	E20	4	0,630	☻

Shoulder milling $a_e \leq 0.5 \times D_c$ | Ordering example for the grade WJ30TF: MC025.12.7E4P152-WJ30TF

D1

WALTER SELECT

●● Primary application ● Other application

Best tool for → Good = ☻ → Average = ☻ → Poor = ☻ machining conditions

☻ ☻ ☻ / ★ = New addition to the product range

www.isotool.se
Tel. 044 - 24 55 70

Solid carbide high-feed milling cutter

H3E93718 mm

Protostar® Flash



– Type Flash N 50

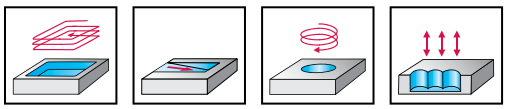

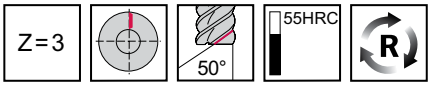

	P	M	K	N	S	H	O
TAX	●●	●	●		●		

Tool

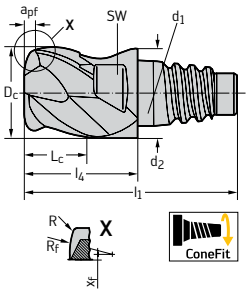

ConeFit

Designation	D_c h9 mm	a_{pf} mm	L_c mm	x_f mm	R_f mm	R_{ers} mm	R mm	l_1 mm	l_4 mm	SW mm	d_1	Z
H3E93718-E10-10	10	0,75,5	1,7	5	1,998	1,5	23,6	12,4	8	E10	3	
H3E93718-E12-12	12	0,86,5	2,25	6	2,103	1,5	28,3	14,5	10	E12	3	
H3E93718-E16-16	16	18,5	3,1	8	2,747	2	35,7	18,7	12	E16	3	

Shoulder milling $a_e \leq 0.5 \times D_c$

D1

WALTER SELECT

●● Primary application ● Other application

Best tool for → Good = ☺ → Average = 😐 → Poor = ☹ machining conditions

www.isotool.se
Tel. 044 - 24 55 70

Solid carbide high-feed milling cutter

MD070 mm



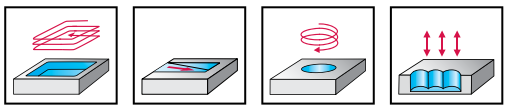

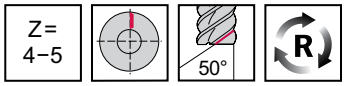

	P	M	K	N	S	H	O
WJ30RA		●●			●		

Tool

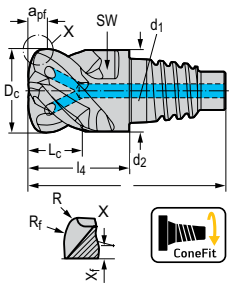

ConeFit

Designation	D_c h9 mm	a_{pf} mm	L_c mm	x_f mm	R_f mm	R_{ers} mm	R mm	l_1 mm	l_4 mm	SW mm	d_1	Z	WJ30RA
MD070-10.0E4P150-	10	0,76	1,7	5	1,998	1,5	23,6	12,4	8	E10	4	b	
MD070-12.0E4P150-	12	0,87,5	2,25	6	2,103	1,5	28,3	14,5	10	E12	4	b	
MD070-16.0E4P200-	16	110	3,1	8	2,747	2	35,7	18,7	12	E16	4	b	
MD070-20.0E4P200-	20	1,312	4	10	3,072	2	40,8	21,3	16	E20	4	b	
MD070-25.0E5P300-	25	1,615	5	12	4,206	3	49,6	25,6	20	E25	5	b	

Ordering example for the grade WJ30RA: MD070-10.0E4P150-WJ30RA

D1

WALTER SELECT

●● Primary application ● Other application

Best tool for → Good = ☺ → Average = 😐 → Poor = ☹ machining conditions

☺ 😐 ☹ / ★ = New addition to the product range

www.isotool.se
Tel. 044 - 24 55 70

Solid carbide shoulder milling cutters

MD128 mm



– Type N 50

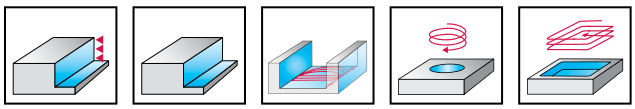

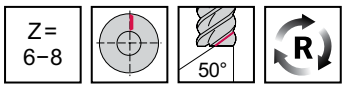

	P	M	K	N	S	H	O
WJ30RA		●●			●●		
WJ30RD	●●		●				

Tool

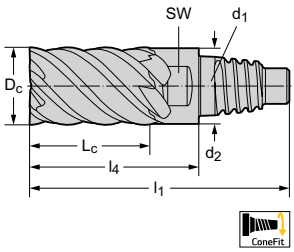

ConeFit

Designation	D_c h10 mm	l_{11} mm	L_c mm	d_2 mm	l_1 mm	l_4 mm	d_1	SW mm	Z	WJ30RA	WJ30RD
MD128-10.0E6X-	10	0,1	15	9,7	33,1	21,9	E10	8	6	☺	😐
MD128-12.0E6X-	12	0,1	18	11,7	39,8	26	E12	10	6	☺	😐
MD128-16.0E6X-	16	0,15	24	15,5	51,2	34,2	E16	12	6	☺	😐
MD128-20.0E8X-	20	0,15	30	19,3	59,8	40,3	E20	16	8	☺	😐
MD128-25.0E8X-	25	0,15	37,5	24,2	73,6	49,8	E25	20	8	☺	

Shoulder milling $a_e \leq 0{,}05 \times D_c$ for ISO-P | Shoulder milling $a_e \leq 0{,}03 \times D_c$ for ISO-M and ISO-S | Ordering example for the grade WJ30RA: MD128-10.0E6X-WJ30RA

D1

WALTER SELECT

●● Primary application ● Other application

Best tool for ➔ Good = ☺ ➔ Average = 😐 ➔ Poor = ☹ machining conditions

Solid carbide shoulder milling cutters

MD128 mm



– Type N 50

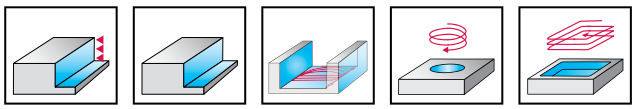

	P	M	K	N	S	H	O
WJ30RA		●●			●●		
WJ30RD	●●		●				

Tool

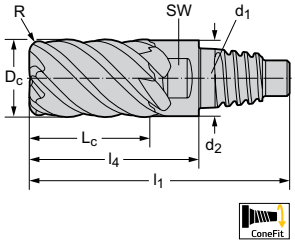

ConeFit

Designation	D_c h9 mm	R mm	L_c mm	d_2 mm	l_1 mm	l_4 mm	d_1	SW mm	Z	WJ30RA	WJ30RD
MD128-10.0E6X050-	10	0,5	15	9,7	33,1	21,9	E10	8	6	☺	☺
MD128-12.0E6X050-	12	0,5	18	11,7	39,8	26	E12	10	6	☺	☺
MD128-12.0E6X100-	12	1	18	11,7	39,8	26	E12	10	6	☺	
MD128-12.0E6X200-	12	2	18	11,7	39,8	26	E12	10	6	☺	☺
MD128-16.0E6X050-	16	0,5	24	15,5	51,2	34,2	E16	12	6	☺	☺
MD128-16.0E6X100-	16	1	24	15,5	51,2	34,2	E16	12	6	☺	☺
MD128-16.0E6X200-	16	2	24	15,5	51,2	34,2	E16	12	6	☺	☺
MD128-20.0E8X100-	20	1	30	19,3	59,8	40,3	E20	16	8	☺	☺
MD128-20.0E8X400-	20	4	30	19,3	59,8	40,3	E20	16	8	☺	☺
MD128-25.0E8X100-	25	1	37,5	24,2	73,6	49,8	E25	20	8	☺	☺

Shoulder milling $a_e \leq 0,05 \times D_c$ for ISO-P | Shoulder milling $a_e \leq 0,03 \times D_c$ for ISO-M and ISO-S | Ordering example for the grade WJ30RA: MD128-10.0E6X050-WJ30RA

D1

WALTER SELECT

●● Primary application ● Other application

Best tool for → Good = ☺ → Average = 😐 → Poor = ☹ machining conditions

☺ 😐 ☹ / ★ = New addition to the product range

www.isotool.se
Tel. 044 - 24 55 70

Solid carbide shoulder milling cutters

MC128 mm



– Type N 50

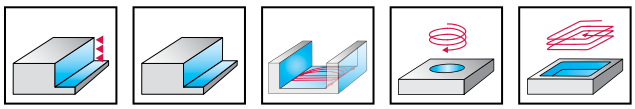

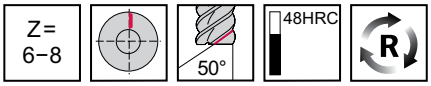

	P	M	K	N	S	H	O
WJ30TF	●●	●	●		●		

Tool

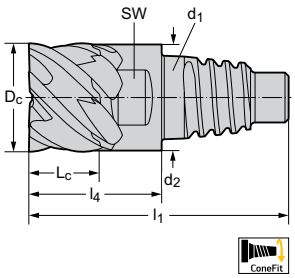

ConeFit

Designation	D_c h10 mm	l_{11} mm	L_c mm	d_2 mm	l_1 mm	l_4 mm	d_1	SW mm	Z	WJ30TF
MC128-10.0E6P-	10	0,1	5,5	9,7	23,6	12,4	E10	8	6	☺
MC128-12.0E6P-	12	0,1	6,5	11,7	28,3	14,5	E12	10	6	☺
MC128-16.0E6P-	16	0,15	8,5	15,5	35,7	18,7	E16	12	6	☺
MC128-20.0E8P-	20	0,15	11	19,3	40,8	21,3	E20	16	8	☺
MC128-25.0E8P-	25	0,15	13,5	24,2	49,6	25,6	E25	20	8	☺

Shoulder milling $a_e \leq 0.1 \times D_c$ | Ordering example for the grade WJ30TF: MC128-10.0E6P-WJ30TF

D1

WALTER SELECT

●● Primary application ● Other application

Best tool for → Good = ☺ → Average = 😐 → Poor = ☹ machining conditions

Solid carbide shoulder milling cutters

MC128 mm



– Type N 50

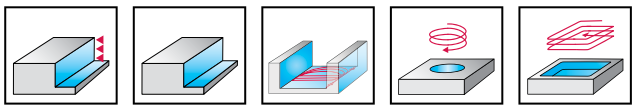

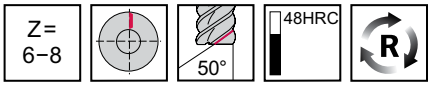

	P	M	K	N	S	H	O
WJ30TF	●●	●	●		●		

Tool

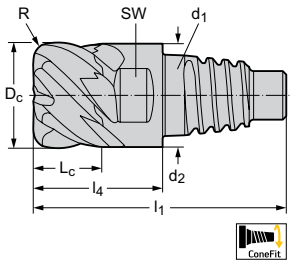

ConeFit

Designation	D_c h9 mm	R mm	L_c mm	d_2 mm	l_1 mm	l_4 mm	d_1	SW mm	Z	WJ30TF
MC128-10.0E6P050-	10	0,5	5,5	9,7	23,6	12,4	E10	8	6	☺
MC128-10.0E6P100-	10	1	5,5	9,7	23,6	12,4	E10	8	6	☺
MC128-12.0E6P050-	12	0,5	6,5	11,7	28,3	14,5	E12	10	6	☺
MC128-12.0E6P100-	12	1	6,5	11,7	28,3	14,5	E12	10	6	☺
MC128-12.0E6P150-	12	1,5	6,5	11,7	28,3	14,5	E12	10	6	☺
MC128-12.0E6P200-	12	2	6,5	11,7	28,3	14,5	E12	10	6	☺
MC128-16.0E6P050-	16	0,5	8,5	15,5	35,7	18,7	E16	12	6	☺
MC128-16.0E6P100-	16	1	8,5	15,5	35,7	18,7	E16	12	6	☺
MC128-16.0E6P150-	16	1,5	8,5	15,5	35,7	18,7	E16	12	6	☺
MC128-16.0E6P200-	16	2	8,5	15,5	35,7	18,7	E16	12	6	☺
MC128-20.0E8P100-	20	1	11	19,3	40,8	21,3	E20	16	8	☺
MC128-20.0E8P200-	20	2	11	19,3	40,8	21,3	E20	16	8	☺
MC128-20.0E8P400-	20	4	11	19,3	40,8	21,3	E20	16	8	☺
MC128-25.0E8P100-	25	1	13,5	24,2	49,6	25,6	E25	20	8	☺

Shoulder milling $a_e \leq 0.1 \times D_c$ | Ordering example for the grade WJ30TF: MC128-10.0E6P050-WJ30TF

D1

WALTER SELECT

●● Primary application ● Other application

Best tool for → Good = ☺ → Average = 😐 → Poor = ☹ machining conditions

☺ 😐 ☹ / ★ = New addition to the product range

www.isotool.se
Tel. 044 - 24 55 70

Solid carbide shoulder/slot milling cutters

MD340 mm



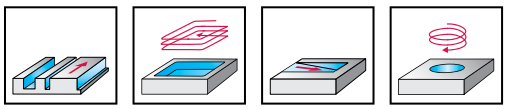

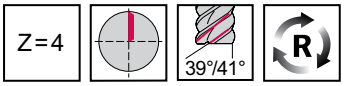

	P	M	K	N	S	H	O
WJ30TP	●●	●	●		●		

Tool

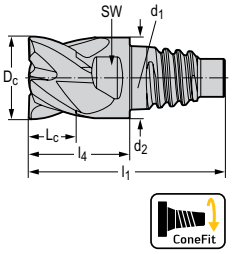

ConeFit

Designation	D_c h9 mm	l_{11} mm	L_c mm	d_2 mm	l_1 mm	l_4 mm	SW mm	d_1	Z	WJ30TP
MD340-10.0E4P-	10	0,2	5,5	9,7	23,6	12,4	8	E10	4	
MD340-12.0E4P-	12	0,24	6,5	11,7	28,3	14,5	10	E12	4	
MD340-16.0E4P-	16	0,32	8,5	15,5	35,7	18,7	12	E16	4	
MD340-20.0E4P-	20	0,4	11	19,3	40,8	21,3	16	E20	4	

Ordering example for the grade WJ30TP: MD340-10.0E4P-WJ30TP

D1

WALTER SELECT

●● Primary application ● Other application

Best tool for → Good = → Average = → Poor = machining conditions

New addition to the product range = ★

www.isotool.se
Tel. 044 - 24 55 70

Solid carbide shoulder/slot milling cutters

MD340 mm



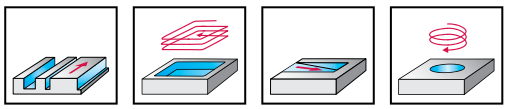

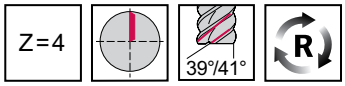

	P	M	K	N	S	H	O
WJ30TP	●●	●	●		●		

Tool

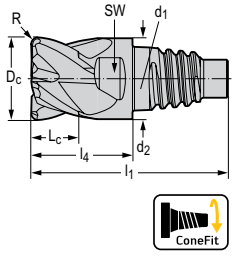

ConeFit

Designation	D_c h9 mm	R mm	L_c mm	d_2 mm	l_1 mm	l_4 mm	SW mm	d_1	Z	WJ30TP
MD340-10.0E4P050-	10	0,5	5,5	9,7	23,6	12,4	8	E10	4	☺
MD340-10.0E4P100-	10	1	5,5	9,7	23,6	12,4	8	E10	4	☺
MD340-12.0E4P050-	12	0,5	6,5	11,7	28,3	14,5	10	E12	4	☺
MD340-12.0E4P100-	12	1	6,5	11,7	28,3	14,5	10	E12	4	☺
MD340-12.0E4P150-	12	1,5	6,5	11,7	28,3	14,5	10	E12	4	☺
MD340-12.0E4P200-	12	2	6,5	11,7	28,3	14,5	10	E12	4	☺
MD340-16.0E4P050-	16	0,5	8,5	15,5	35,7	18,7	12	E16	4	☺
MD340-16.0E4P100-	16	1	8,5	15,5	35,7	18,7	12	E16	4	☺
MD340-16.0E4P200-	16	2	8,5	15,5	35,7	18,7	12	E16	4	☺
MD340-16.0E4P300-	16	3	8,5	15,5	35,7	18,7	12	E16	4	☺
MD340-20.0E4P050-	20	0,5	11	19,3	40,8	21,3	16	E20	4	☺
MD340-20.0E4P100-	20	1	11	19,3	40,8	21,3	16	E20	4	☺
MD340-20.0E4P200-	20	2	11	19,3	40,8	21,3	16	E20	4	☺
MD340-20.0E4P300-	20	3	11	19,3	40,8	21,3	16	E20	4	☺
MD340-20.0E4P400-	20	4	11	19,3	40,8	21,3	16	E20	4	☺

Ordering example for the grade WJ30TP: MD340-10.0E4P050-WJ30TP

D1

WALTER SELECT

●● Primary application ● Other application

Best tool for → Good = ☺ → Average = 😐 → Poor = ☹ machining conditions

☺ 😐 ☹ / ★ = New addition to the product range

www.isotool.se
Tel. 044 - 24 55 70

Solid carbide shoulder/slot milling cutters

H4E34217 mm

Proto·max™ST



– Long reach

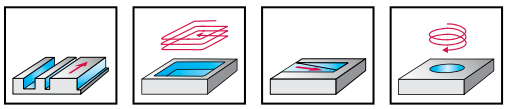

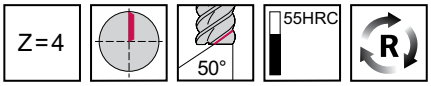

	P	M	K	N	S	H	O
TAZ	●●		●				

Tool

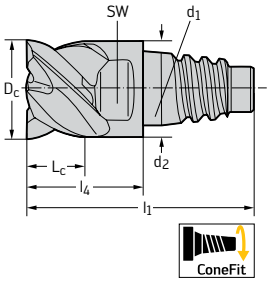

ConeFit

Designation	D_c h9 mm	l_{11} mm	L_c mm	d_2 mm	l_1 mm	l_4 mm	d_1	SW mm	Z
H4E34217-E10-10	10	0,1	5,5	9,7	23,6	12,4	E10	8	4
H4E34217-E12-12	12	0,1	6,5	11,7	28,3	14,5	E12	10	4
H4E34217-E16-16	16	0,15	8,5	15,5	35,7	18,7	E16	12	4
H4E34217-E20-20	20	0,15	11	19,3	40,8	21,3	E20	16	4

Slot milling $a_p \leq 0.47 \times D_c$ | Shoulder milling $a_e \leq 0.5 \times D_c$

D1

WALTER SELECT

●● Primary application ● Other application

Best tool for → Good = ☺ → Average = 😐 → Poor = ☹ machining conditions

www.isotool.se
Tel. 044 - 24 55 70

Solid carbide shoulder/slot milling cutters

H4E38217 mm

Proto·max™ST



– Long reach

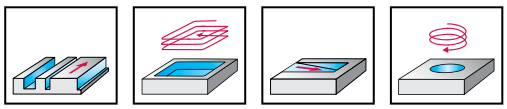

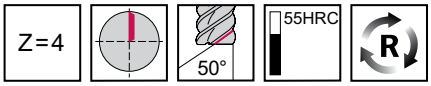

	P	M	K	N	S	H	O
TAZ	●●		●				

Tool

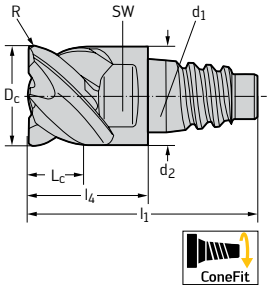

ConeFit

Designation	D_c h9 mm	R mm	L_c mm	d_2 mm	l_1 mm	l_4 mm	d_1	SW mm	Z
H4E38217-E10-10-0.5	10	0,5	5,5	9,7	23,6	12,4	E10	8	4
H4E38217-E10-10-1	10	1	5,5	9,7	23,6	12,4	E10	8	4
H4E38217-E10-10-2	10	2	5,5	9,7	23,6	12,4	E10	8	4
H4E38217-E12-12-0.5	12	0,5	6,5	11,7	28,3	14,5	E12	10	4
H4E38217-E12-12-1	12	1	6,5	11,7	28,3	14,5	E12	10	4
H4E38217-E12-12-1.5	12	1,5	6,5	11,7	28,3	14,5	E12	10	4
H4E38217-E12-12-2	12	2	6,5	11,7	28,3	14,5	E12	10	4
H4E38217-E12-12-3	12	3	6,5	11,7	28,3	14,5	E12	10	4
H4E38217-E16-16-0.5	16	0,5	8,5	15,5	35,7	18,7	E16	12	4
H4E38217-E16-16-1	16	1	8,5	15,5	35,7	18,7	E16	12	4
H4E38217-E16-16-2	16	2	8,5	15,5	35,7	18,7	E16	12	4
H4E38217-E16-16-3	16	3	8,5	15,5	35,7	18,7	E16	12	4
H4E38217-E16-16-4	16	4	8,5	15,5	35,7	18,7	E16	12	4
H4E38217-E20-20-0.5	20	0,5	11	19,3	40,8	21,3	E20	16	4
H4E38217-E20-20-1	20	1	11	19,3	40,8	21,3	E20	16	4
H4E38217-E20-20-2	20	2	11	19,3	40,8	21,3	E20	16	4
H4E38217-E20-20-3	20	3	11	19,3	40,8	21,3	E20	16	4
H4E38217-E20-20-4	20	4	11	19,3	40,8	21,3	E20	16	4

Slot milling $a_p \leq 0.47 \times D_c$ | Shoulder milling $a_e \leq 0.5 \times D_c$

D1

WALTER SELECT

●● Primary application ● Other application

Best tool for → Good = ☺ → Average = 😐 → Poor = ☹ machining conditions

☺ 😐 ☹ / ★ = New addition to the product range

www.isotool.se
Tel. 044 - 24 55 70

Solid carbide shoulder/slot milling cutters

MD370 mm



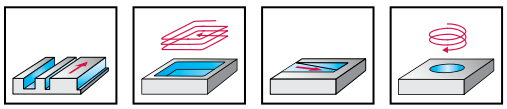

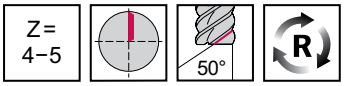

	P	M	K	N	S	H	O
WJ30RA		●●			●		

Tool

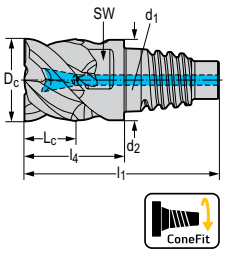

ConeFit

Designation	D_c mm	l_{11} mm	L_c mm	d_2 mm	l_1 mm	l_4 mm	SW mm	d_1	Z	WJ30RA
MD370-10.0E4P-	10	0,1	6	9,7	23,6	12,4	8	E10	4	☻
MD370-12.0E4P-	12	0,1	7,5	11,7	28,3	14,5	10	E12	4	☻
MD370-16.0E4P-	16	0,15	10	15,5	35,7	18,7	12	E16	4	☻
MD370-20.0E4P-	20	0,15	12	19,3	40,8	21,3	16	E20	4	☻
MD370-25.0E5P-	25	0,15	15	24,2	49,6	25,6	20	E25	5	☻

Ordering example for the grade WJ30RA: MD370-10.0E4P-WJ30RA

D1

WALTER SELECT

●● Primary application ● Other application

Best tool for ➔ Good = ☻ ➔ Average = 😐 ➔ Poor = ☹ machining conditions

Solid carbide shoulder/slot milling cutters

MD370 mm



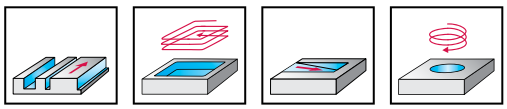

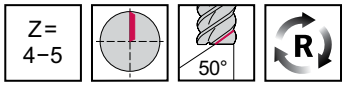

	P	M	K	N	S	H	O
WJ30RA		●●			●		

Tool

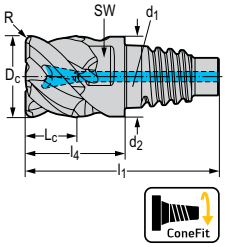

ConeFit

Designation	D_c mm	R mm	L_c mm	d_2 mm	l_1 mm	l_4 mm	SW mm	d_1	Z	WJ30RA
MD370-10.0E4P050-	10	0,5	6	9,7	23,6	12,4	8	E10	4	☺
MD370-10.0E4P100-	10	1	6	9,7	23,6	12,4	8	E10	4	☺
MD370-10.0E4P150-	10	1,5	6	9,7	23,6	12,4	8	E10	4	☺
MD370-10.0E4P200-	10	2	6	9,7	23,6	12,4	8	E10	4	☺
MD370-10.0E4P300-	10	3	6	9,7	23,6	12,4	8	E10	4	☺
MD370-12.0E4P050-	12	0,5	7,5	11,7	28,3	14,5	10	E12	4	☺
MD370-12.0E4P100-	12	1	7,5	11,7	28,3	14,5	10	E12	4	☺
MD370-12.0E4P150-	12	1,5	7,5	11,7	28,3	14,5	10	E12	4	☺
MD370-12.0E4P200-	12	2	7,5	11,7	28,3	14,5	10	E12	4	☺
MD370-12.0E4P300-	12	3	7,5	11,7	28,3	14,5	10	E12	4	☺
MD370-12.0E4P400-	12	4	7,5	11,7	28,3	14,5	10	E12	4	☺
MD370-16.0E4P100-	16	1	10	15,5	35,7	18,7	12	E16	4	☺
MD370-16.0E4P200-	16	2	10	15,5	35,7	18,7	12	E16	4	☺
MD370-16.0E4P300-	16	3	10	15,5	35,7	18,7	12	E16	4	☺
MD370-16.0E4P400-	16	4	10	15,5	35,7	18,7	12	E16	4	☺
MD370-20.0E4P100-	20	1	12	19,3	40,8	21,3	16	E20	4	☺
MD370-20.0E4P200-	20	2	12	19,3	40,8	21,3	16	E20	4	☺
MD370-20.0E4P300-	20	3	12	19,3	40,8	21,3	16	E20	4	☺
MD370-20.0E4P400-	20	4	12	19,3	40,8	21,3	16	E20	4	☺
MD370-25.0E5P100-	25	1	15	24,2	49,6	25,6	20	E25	5	☺
MD370-25.0E5P200-	25	2	15	24,2	49,6	25,6	20	E25	5	☺
MD370-25.0E5P300-	25	3	15	24,2	49,6	25,6	20	E25	5	☺
MD370-25.0E5P400-	25	4	15	24,2	49,6	25,6	20	E25	5	☺

Ordering example for the grade WJ30RA: MD370-10.0E4P050-WJ30RA

D1

WALTER SELECT

●● Primary application ● Other application

Best tool for → Good = ☺ → Average = 😐 → Poor = ☹ machining conditions

☺ 😐 ☹ / ★ = New addition to the product range

www.isotool.se
Tel. 044 - 24 55 70

Solid carbide shoulder/slot milling cutters

MD370 inch



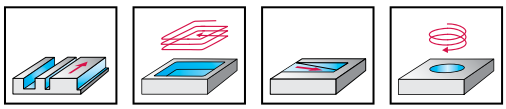

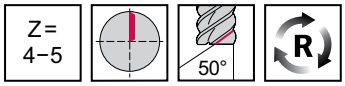

	P	M	K	N	S	H	O
WJ30RA		●●			●		

Tool

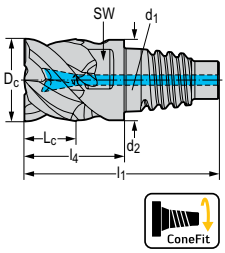

ConeFit

Designation	D_c inch	l_{11} inch	L_c inch	d_2 inch	l_1 inch	l_4 inch	SW inch	d_1	Z	WJ30RA
MD370.9.53E4P-	0,3750	0,004	0,236	0,364	0,929	0,488	0,315	E10	4	☻
MD370.12.7E4P-	0,5000	0,006	0,315	0,484	1,114	0,571	0,394	E12	4	☻
MD370.15.9E4P-	0,6250	0,006	0,394	0,61	1,406	0,724	0,472	E16	4	☻
MD370.19.1E4P-	0,7500	0,006	0,453	0,728	1,606	0,839	0,630	E20	4	☻
MD370.25.4E5P-	1,0000	0,006	0,61	0,965	1,953	1,008	0,787	E25	5	☻

Ordering example for the grade WJ30RA: MD370.12.7E4P-WJ30RA

D1

WALTER SELECT

●● Primary application ● Other application

Best tool for → Good = ☻ → Average = 😐 → Poor = ☹ machining conditions

New addition to the product range = ☻ ☻ ☻ / ★

www.isotool.se
Tel. 044 - 24 55 70

Solid carbide shoulder/slot milling cutters

MC267 mm



– Type AI 45

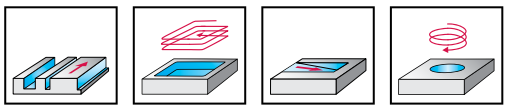

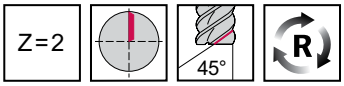

	P	M	K	N	S	H	O
WJ30UU				●●			

Tool

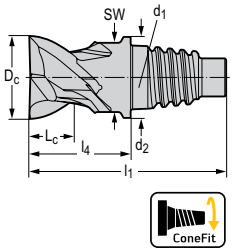

ConeFit

Designation	D_c h10 mm	l_{11} mm	L_c mm	l_4 mm	l_1 mm	SW mm	d_1	Z	WJ30UU
MC267-10.0E2P-	10	0,1	5,5	12,4	23,6	8	E10	2	☻
MC267-12.0E2P-	12	0,1	6,5	14,5	28,3	10	E12	2	☻
MC267-16.0E2P-	16	0,15	8,5	18,7	35,7	12	E16	2	☻

Slot milling $a_p \leq 1.0 \times D_c$ | Shoulder milling $a_e \leq 0.3 \times D_c$ | Ordering example for the grade WJ30UU: MC267-10.0E2P-WJ30UU

D1

WALTER SELECT

●● Primary application ● Other application

Best tool for → Good = ☻ → Average = ☻ → Poor = ☻ machining conditions

☻ ☻ ☻ / ★ = New addition to the product range

www.isotool.se
Tel. 044 - 24 55 70

Solid carbide shoulder/slot milling cutters

MC267 mm



– Type AI 45

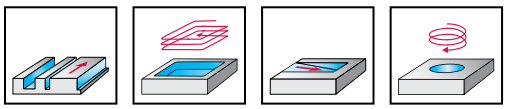

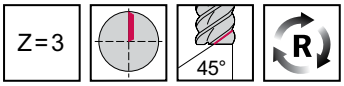

	P	M	K	N	S	H	O
WJ30UU				●●			

Tool

Designation	D_c h10 mm	l_{11} mm	L_c mm	l_4 mm	l_1 mm	SW mm	d_1	Z	WJ30UU
MC267-10.0E3P-	10	0,1	5,5	12,4	23,6	8	E10	3	
MC267-12.0E3P-	12	0,1	6,5	14,5	28,3	10	E12	3	
MC267-16.0E3P-	16	0,15	8,5	18,7	35,7	12	E16	3	
MC267-20.0E3P-	20	0,15	11	21,3	40,8	16	E20	3	
MC267-25.0E3P-	25	0,15	13,5	25,6	49,6	20	E25	3	

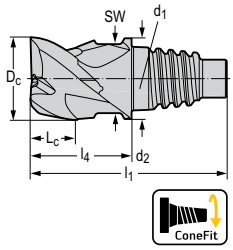

ConeFit

Slot milling $a_p \leq 1.0 \times D_c$ | Shoulder milling $a_e \leq 0.3 \times D_c$ | Ordering example for the grade WJ30UU: MC267-10.0E3P-WJ30UU

D1

WALTER SELECT

●● Primary application ● Other application

Best tool for → Good = ☺ → Average = 😐 → Poor = ☹ machining conditions

www.isotool.se
Tel. 044 - 24 55 70

Solid carbide shoulder/slot milling cutters

MC267 inch



– Type Al 45

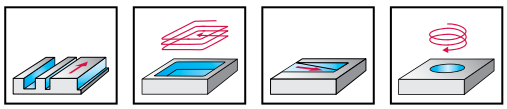

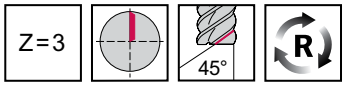

	P	M	K	N	S	H	O
WJ30UU				●●			

Tool

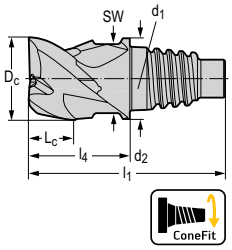

ConeFit

Designation	D_c h10 inch	l_{11} inch	L_c inch	l_4 inch	l_1 inch	SW inch	d_1	Z	WJ30UU
MC267.9.53E3P-	0,3750	0,004	0,209	0,488	0,929	0,315	E10	3	●●
MC267.12.7E3P-	0,5000	0,004	0,276	0,575	1,114	0,394	E12	3	●●
MC267.15.9E3P-	0,6250	0,006	0,335	0,736	1,406	0,472	E16	3	●●
MC267.19.1E3P-	0,7500	0,006	0,413	0,839	1,606	0,630	E20	3	●●
MC267.25.4E3P-	1,0000	0,006	0,551	1,008	1,953	0,787	E25	3	●●

Slot milling $a_p \leq 1.0 \times D_c$ | Shoulder milling $a_e \leq 0.3 \times D_c$ | Ordering example for the grade WJ30UU: MC267.12.7E3P-WJ30UU

D1

WALTER SELECT

●● Primary application ● Other application

Best tool for → Good = ☺ → Average = 😐 → Poor = ☹ machining conditions

☺ 😐 ☹ / ★ = New addition to the product range

www.isotool.se
Tel. 044 - 24 55 70

Solid carbide shoulder/slot milling cutters

MC326 mm




– Type N 50

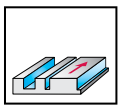
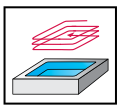
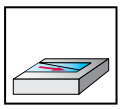
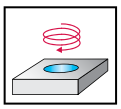

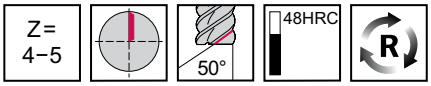

	P	M	K	N	S	H	O
WJ30TF	●●	●	●		●		

Tool

Designation	D_c h10 mm	l_{11} mm	L_c mm	d_2 mm	l_1 mm	l_4 mm	SW mm	d_1	Z	WJ30TF
MC326-10.0E4P-	10	0,1	5,5	9,7	23,6	12,4	8	E10	4	☺
MC326-12.0E4P-	12	0,1	6,5	11,7	28,3	14,5	10	E12	4	☺
MC326-16.0E4P-	16	0,15	8,5	15,5	35,7	18,7	12	E16	4	☺
MC326-20.0E4P-	20	0,15	11	19,3	40,8	21,3	16	E20	4	☺
MC326-25.0E5P-	25	0,15	13,5	24,2	49,6	25,6	20	E25	5	☺

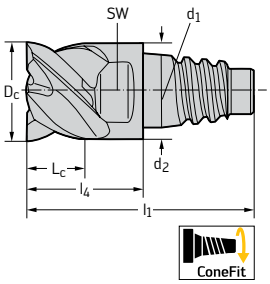

ConeFit

Designation	D_c h10 mm	l_{11} mm	L_c mm	d_2 mm	l_1 mm	l_4 mm	SW mm	d_1	Z	WJ30TF
MC326-10.0E3P-	10	0,1	5,5	9,7	23,6	12,4	8	E10	3	☺
MC326-12.0E3P-	12	0,1	6,5	11,7	28,3	14,5	10	E12	3	☺
MC326-16.0E3P-	16	0,15	8,5	15,5	35,7	18,7	12	E16	3	☺
MC326-20.0E3P-	20	0,15	11	19,3	40,8	21,3	16	E20	3	☺
MC326-25.0E3P-	25	0,15	13,5	24,2	49,6	25,6	20	E25	3	☺

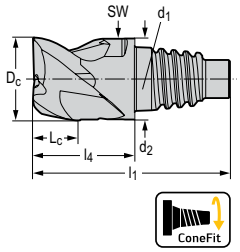

ConeFit

Slot milling $a_p \leq 0.4 \times D_c$ | Shoulder milling $a_e \leq 0.5 \times D_c$ | Ordering example for the grade WJ30TF: MC326-10.0E4P-WJ30TF

D1

WALTER SELECT

●● Primary application ● Other application

Best tool for ➔ Good = ☺ ➔ Average = 😐 ➔ Poor = ☹ machining conditions

New addition to the product range = ☺ 😐 ☹ / ★

www.isotool.se
Tel. 044 - 24 55 70

Solid carbide shoulder/slot milling cutters

MC326 inch



– Type N 50

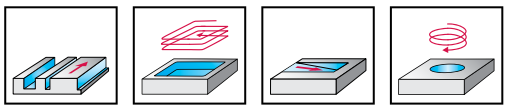

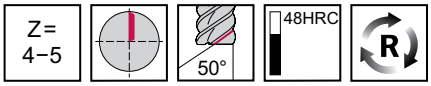

	P	M	K	N	S	H	O
WJ30TF	●●	●	●		●		

Tool

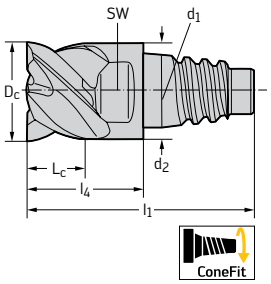

ConeFit

Designation	D_c h9	D_c h9 inch	l_{11} inch	L_c inch	d_2 inch	l_1 inch	l_4 inch	SW inch	d_1	Z	WJ30TF
MC326.9.53E4P-	3/8"	0,3750	0,004	0,209	0,364	0,929	0,488	0,315	E10	4	☺
MC326.12.7E4P-	1/2"	0,5000	0,006	0,276	0,484	1,114	0,575	0,394	E12	4	☺
MC326.15.9E4P-	5/8"	0,6250	0,006	0,335	0,61	1,406	0,736	0,472	E16	4	☺
MC326.19.1E4P-	3/4"	0,7500	0,006	0,413	0,728	1,606	0,839	0,630	E20	4	☺
MC326.25.4E5P-	1"	1,0000	0,006	0,551	0,965	1,953	1,008	0,787	E25	5	☺

Slot milling $a_p \leq 0.4 \times D_c$ | Shoulder milling $a_e \leq 0.5 \times D_c$ | Ordering example for the grade WJ30TF: MC326.12.7E4P-WJ30TF

D1

WALTER SELECT

●● Primary application ● Other application

Best tool for → Good = ☺ → Average = 😐 → Poor = ☹ machining conditions

☺ 😐 ☹ / ★ = New addition to the product range

www.isotool.se
Tel. 044 - 24 55 70

Solid carbide shoulder/slot milling cutters

MC326 mm



– Type N 50

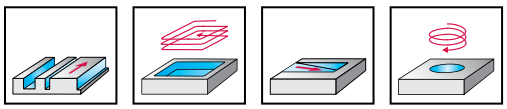

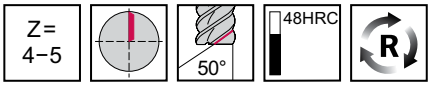

	P	M	K	N	S	H	O
WJ30TF	●●	●	●		●		

Tool

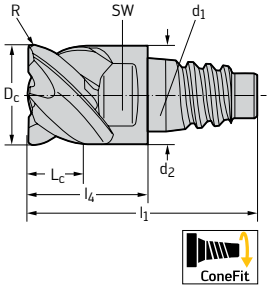

ConeFit

Designation	D_c h9 mm	R mm	L_c mm	d_2 mm	l_1 mm	l_4 mm	SW mm	d_1	Z	WJ30TF
MC326-10.0E4P050-	10	0,5	5,5	9,7	23,6	12,4	8	E10	4	☺
MC326-10.0E4P100-	10	1	5,5	9,7	23,6	12,4	8	E10	4	☺
MC326-10.0E4P150-	10	1,5	5,5	9,7	23,6	12,4	8	E10	4	☺
MC326-10.0E4P200-	10	2	5,5	9,7	23,6	12,4	8	E10	4	☺
MC326-10.0E4P300-	10	3	5,5	9,7	23,6	12,4	8	E10	4	☺
MC326-12.0E4P050-	12	0,5	6,5	11,7	28,3	14,5	10	E12	4	☺
MC326-12.0E4P100-	12	1	6,5	11,7	28,3	14,5	10	E12	4	☺
MC326-12.0E4P150-	12	1,5	6,5	11,7	28,3	14,5	10	E12	4	☺
MC326-12.0E4P200-	12	2	6,5	11,7	28,3	14,5	10	E12	4	☺
MC326-12.0E4P300-	12	3	6,5	11,7	28,3	14,5	10	E12	4	☺
MC326-12.0E4P400-	12	4	6,5	11,7	28,3	14,5	10	E12	4	☺
MC326-16.0E4P050-	16	0,5	8,5	15,5	35,7	18,7	12	E16	4	☺
MC326-16.0E4P100-	16	1	8,5	15,5	35,7	18,7	12	E16	4	☺
MC326-16.0E4P150-	16	1,5	8,5	15,5	35,7	18,7	12	E16	4	☺
MC326-16.0E4P200-	16	2	8,5	15,5	35,7	18,7	12	E16	4	☺
MC326-16.0E4P300-	16	3	8,5	15,5	35,7	18,7	12	E16	4	☺
MC326-16.0E4P400-	16	4	8,5	15,5	35,7	18,7	12	E16	4	☺
MC326-20.0E4P050-	20	0,5	11	19,3	40,8	21,3	16	E20	4	☺
MC326-20.0E4P100-	20	1	11	19,3	40,8	21,3	16	E20	4	☺
MC326-20.0E4P150-	20	1,5	11	19,3	40,8	21,3	16	E20	4	☺
MC326-20.0E4P200-	20	2	11	19,3	40,8	21,3	16	E20	4	☺
MC326-20.0E4P300-	20	3	11	19,3	40,8	21,3	16	E20	4	☺
MC326-20.0E4P400-	20	4	11	19,3	40,8	21,3	16	E20	4	☺
MC326-25.0E5P100-	25	1	13,5	24,2	49,6	25,6	20	E25	5	☺
MC326-25.0E5P150-	25	1,5	13,5	24,2	49,6	25,6	20	E25	5	☺
MC326-25.0E5P200-	25	2	13,5	24,2	49,6	25,6	20	E25	5	☺
MC326-25.0E5P300-	25	3	13,5	24,2	49,6	25,6	20	E25	5	☺
MC326-25.0E5P400-	25	4	13,5	24,2	49,6	25,6	20	E25	5	☺

Slot milling $a_p \leq 0.4 \times D_c$ | Shoulder milling $a_e \leq 0.5 \times D_c$ | Ordering example for the grade WJ30TF: MC326-10.0E4P050-WJ30TF

D1

WALTER SELECT

●● Primary application ● Other application

Best tool for → Good = ☺ → Average = 😐 → Poor = ☹ machining conditions

Solid carbide shoulder/slot milling cutters

MC326 inch



– Type N 50

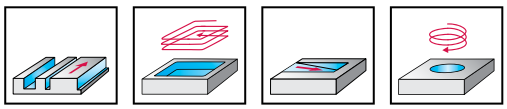

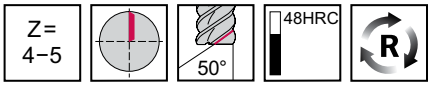

	P	M	K	N	S	H	O
WJ30TF	●●	●	●		●		

Tool

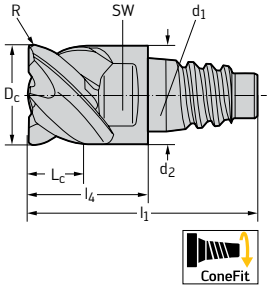

ConeFit

Designation	D_c h9	D_c h9 inch	R inch	L_c inch	d_2 inch	l_1 inch	l_4 inch	SW inch	d_1	Z	WJ30TF
MC326.9.53E4P038-	3/8"	0,3750	0,015	0,209	0,364	0,929	0,488	0,315	E10	4	●
MC326.9.53E4P076-	3/8"	0,3750	0,030	0,209	0,364	0,929	0,488	0,315	E10	4	●
MC326.12.7E4P038-	1/2"	0,5000	0,015	0,276	0,484	1,114	0,575	0,394	E12	4	●
MC326.12.7E4P076-	1/2"	0,5000	0,030	0,276	0,484	1,114	0,575	0,394	E12	4	●
MC326.12.7E4P152-	1/2"	0,5000	0,060	0,276	0,484	1,114	0,575	0,394	E12	4	●
MC326.15.9E4P076-	5/8"	0,6250	0,030	0,335	0,61	1,406	0,736	0,472	E16	4	●
MC326.15.9E4P152-	5/8"	0,6250	0,060	0,335	0,61	1,406	0,736	0,472	E16	4	●
MC326.19.1E4P152-	3/4"	0,7500	0,060	0,413	0,728	1,606	0,839	0,630	E20	4	●
MC326.19.1E4P318-	3/4"	0,7500	0,125	0,413	0,728	1,606	0,839	0,630	E20	4	●
MC326.25.4E5P152-	1"	1,0000	0,060	0,551	0,965	1,953	1,008	0,787	E25	5	●
MC326.25.4E5P318-	1"	1,0000	0,125	0,551	0,965	1,953	1,008	0,787	E25	5	●

Slot milling $a_p \leq 0.4 \times D_c$ | Shoulder milling $a_e \leq 0.5 \times D_c$ | Ordering example for the grade WJ30TF: MC326.12.7E4P038-WJ30TF

D1

WALTER SELECT

●● Primary application ● Other application

Best tool for → Good = ☺ → Average = 😐 → Poor = ☹ machining conditions

☺ 😐 ☹ / ★ = New addition to the product range

www.isotool.se
Tel. 044 - 24 55 70

Solid carbide shoulder/slot milling cutter

MC320 mm



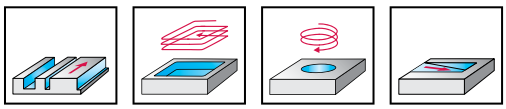

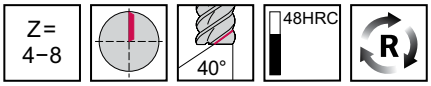

	P	M	K	N	S	H	O
WJ30TF	●●	●	●		●		

Tool

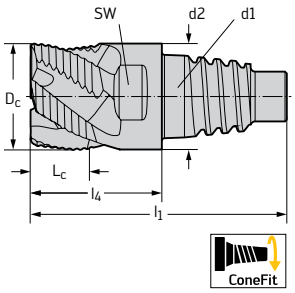

ConeFit

Designation	D_c h12 mm	L_c mm	d_2 mm	l_1 mm	l_4 mm	d_1	SW mm	Z	WJ30TF
MC320-10.0E4P-	10	5,5	9,7	23,6	12,4	E10	8	4	☺
MC320-10.0E5P-	10	5,5	9,7	23,6	12,4	E10	8	5	☺
MC320-12.0E4P-	12	6,5	11,7	28,3	14,5	E12	10	4	☺
MC320-12.0E5P-	12	6,5	11,7	28,3	14,5	E12	10	5	☺
MC320-16.0E6P-	16	8,5	15,5	35,7	18,7	E16	12	6	☺
MC320-20.0E6P-	20	11	19,3	40,8	21,3	E20	16	6	☺
MC320-25.0E8P-	25	13,5	24,2	49,6	25,6	E25	20	8	☺

Slot milling $a_p \leq 0.5 \times D_c$ | Shoulder milling $a_e \leq 0.5 \times D_c$ | Ordering example for the grade WJ30TF: MC320-10.0E4P-WJ30TF

D1

WALTER SELECT

●● Primary application ● Other application

Best tool for → Good = ☺ → Average = 😐 → Poor = ☹ machining conditions

New addition to the product range = ☺ 😐 ☹ / ★

www.isotool.se
Tel. 044 - 24 55 70

Solid carbide ball-nose copy milling cutters

MC430 mm



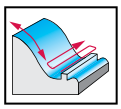



	P	M	K	N	S	H	O
WJ30TP	●●	●●	●	●			

Tool

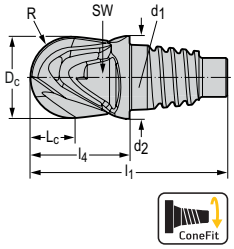

ConeFit

Designation	R mm	D_c h9 mm	d_2 mm	L_c mm	l_4 mm	l_1 mm	SW mm	d_1	Z	WJ30TP
MC430-10.0E2PS-	5	10	9,7	8	11,8	23	6	E10	2	☻
MC430-12.0E2PS-	6	12	11,7	10	14	27,8	8	E12	2	☻
MC430-16.0E2PS-	8	16	15,5	13	18,1	35,1	10	E16	2	☻

Ordering example for the grade WJ30TP: MC430-10.0E2PS-WJ30TP

D1

WALTER SELECT

●● Primary application ● Other application

Best tool for → Good = ☻ → Average = 😐 → Poor = ☹ machining conditions

☻ 😐 ☹ / ★ = New addition to the product range

www.isotool.se
Tel. 044 - 24 55 70

Solid carbide ball-nose copy milling cutters

MC430 mm



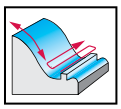

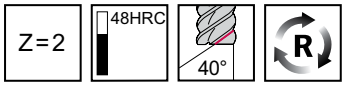

	P	M	K	N	S	H	O
WJ30TP	●●	●●	●	●			

Tool

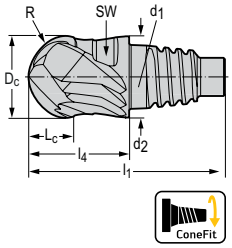

ConeFit

Designation	R mm	D_c h9 mm	d_2 mm	L_c mm	l_4 mm	l_1 mm	SW mm	d_1	Z	WJ30TP
MC430-10.0E2P-	5	10	9,7	5,5	12,4	23,6	8	E10	2	☻
MC430-12.0E2P-	6	12	11,7	6,5	14,5	28,3	10	E12	2	☻
MC430-16.0E2P-	8	16	15,5	8,5	18,7	35,7	12	E16	2	☻
MC430-20.0E2P-	10	20	19,3	11	21,3	40,8	16	E20	2	☻

Ordering example for the grade WJ30TP: MC430-10.0E2P-WJ30TP

D1

WALTER SELECT

●● Primary application ● Other application

Best tool for → Good = ☻ → Average = 😐 → Poor = ☹ machining conditions

www.isotool.se
Tel. 044 - 24 55 70

Solid carbide ball-nose copy milling cutters

MC430 mm



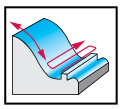

Z=4



R

	P	M	K	N	S	H	O
WJ30TP	●●	●●	●	●			

Tool

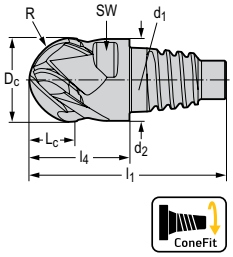

ConeFit

Designation	R mm	D_c h9 mm	d_2 mm	L_c mm	l_4 mm	l_1 mm	SW mm	d_1	Z	WJ30TP
MC430-10.0E4P-	5	10	9,7	5,5	12,4	23,6	8	E10	4	☺
MC430-12.0E4P-	6	12	11,7	6,5	14,5	28,3	10	E12	4	☺
MC430-16.0E4P-	8	16	15,5	8,5	18,7	35,7	12	E16	4	☺
MC430-20.0E4P-	10	20	19,3	11	21,3	40,8	16	E20	4	☺
MC430-25.0E4P-	12,5	25	24,2	13,5	25,6	49,6	20	E25	4	☺

Ordering example for the grade WJ30TP: MC430-10.0E4P-WJ30TP

D1

WALTER SELECT

●● Primary application ● Other application

Best tool for → Good = ☺ → Average = 😐 → Poor = ☹ machining conditions

☺ 😐 ☹ / ★ = New addition to the product range

www.isotool.se
Tel. 044 - 24 55 70

Solid carbide ball-nose copy milling cutters

MC430 inch



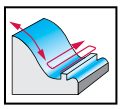

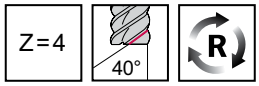

	P	M	K	N	S	H	O
WJ30TP	●●	●●	●	●			

Tool

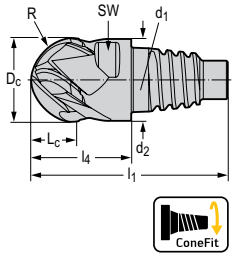

ConeFit

Designation	R inch	D_c h9 inch	d_2 inch	L_c inch	l_4 inch	l_1 inch	SW inch	d_1	Z	WJ30TP
MC430.9.53E4P-	0,187	0,3750	0,364	0,209	0,488	0,929	0,315	E10	4	☻
MC430.12.7E4P-	0,250	0,5000	0,484	0,276	0,575	1,114	0,394	E12	4	☻
MC430.15.9E4P-	0,312	0,6250	0,61	0,335	0,736	1,406	0,472	E16	4	☻
MC430.19.1E4P-	0,375	0,7500	0,728	0,413	0,839	1,606	0,630	E20	4	☻
MC430.25.4E4P-	0,500	1,0000	0,965	0,551	1,008	1,953	0,787	E25	4	☻

Ordering example for the grade WJ30TP: MC430.12.7E4P-WJ30TP

D1

WALTER SELECT

●● Primary application ● Other application

Best tool for → Good = ☻ → Average = 😐 → Poor = ☹ machining conditions

New addition to the product range = ☻ 😐 ☹ / ★

www.isotool.se
Tel. 044 - 24 55 70

60° solid carbide chamfer mill

MC500 mm



– Typ chamfer mill 60°

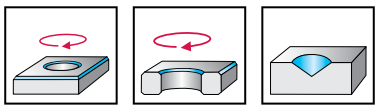

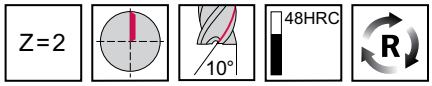

	P	M	K	N	S	H	O
WJ30TP	●●	●	●	●	●		

Tool

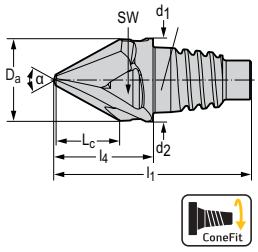

ConeFit

Designation	D_c mm	D_a mm	d_2 mm	L_c mm	l_1 mm	l_4 mm	α	SW mm	d_1	Z	WJ30TP
MC500-10.0E2P060S-	1,5	10	9,7	7,23	23	11,8	60°	6	E10	2	☺
MC500-12.0E2P060S-	1,5	12	11,7	7,73	27,8	14	60°	8	E12	2	☺

Ordering example for the grade WJ30TP: MC500-10.0E2P060S-WJ30TP

D1

WALTER SELECT

●● Primary application ● Other application

Best tool for → Good = ☺ → Average = 😐 → Poor = ☹ machining conditions

☺ 😐 ☹ / ★ = New addition to the product range

www.isotool.se
Tel. 044 - 24 55 70

60° solid carbide chamfer mill

MC500 mm



– Typ chamfer mill 60°

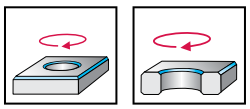



	P	M	K	N	S	H	O
WJ30TP	●●	●	●	●	●		

Tool

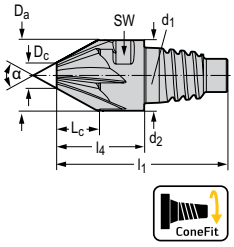

ConeFit

Designation	D_c mm	D_a mm	d_2 mm	L_c mm	l_1 mm	l_4 mm	α	SW mm	d_1	Z	WJ30TP
MC500-10.0E4P060-	3,5	10	9,7	5,6	23,6	12,4	60°	8	E10	4	☺
MC500-12.0E6P060-	4,5	12	11,7	6,5	28,3	14,5	60°	10	E12	6	☺

Ordering example for the grade WJ30TP: MC500-10.0E4P060-WJ30TP

D1

WALTER SELECT

●● Primary application ● Other application

Best tool for → Good = ☺ → Average = 😐 → Poor = ☹ machining conditions

www.isotool.se
Tel. 044 - 24 55 70

90° solid carbide chamfer mill

MC500 mm



– Typ chamfer mill 90°

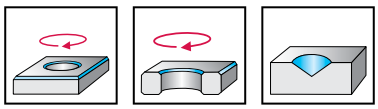

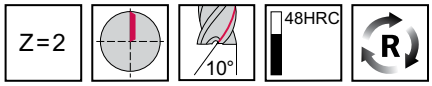

	P	M	K	N	S	H	O
WJ30TP	●●	●	●	●	●		

Tool

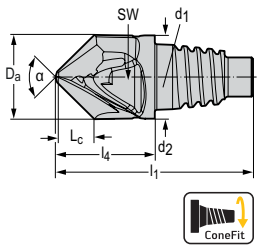

ConeFit

Designation	D_c mm	D_a mm	d_2 mm	L_c mm	l_1 mm	l_4 mm	α	SW mm	d_1	Z	WJ30TP
MC500-10.0E2P090S-	1,5	10	9,7	4,23	23	11,8	90°	6	E10	2	☺
MC500-12.0E2P090S-	1,5	12	11,7	5,23	27,8	14	90°	8	E12	2	☺
MC500-16.0E2P090S-	1,5	16	15,5	7,23	35,1	18,1	90°	10	E16	2	☺

Ordering example for the grade WJ30TP: MC500-10.0E2P090S-WJ30TP

D1

WALTER SELECT

●● Primary application ● Other application

Best tool for → Good = ☺ → Average = 😐 → Poor = ☹ machining conditions

☺ 😐 ☹ / ★ = New addition to the product range

www.isotool.se
Tel. 044 - 24 55 70

90° solid carbide chamfer mill

MC500 mm



– Typ chamfer mill 90°

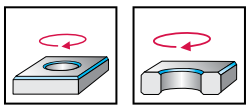



	P	M	K	N	S	H	O
WJ30TP	●●	●	●	●	●		

Tool

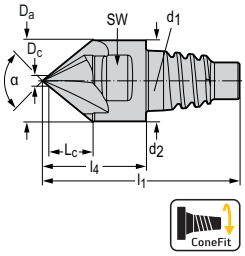

ConeFit

Designation	D_c mm	D_a mm	d_2 mm	L_c mm	l_1 mm	l_4 mm	α	SW mm	d_1	Z	WJ30TP
MC500-10.0E4P090-	1,5	10	9,7	4,25	23,6	11,9	90°	8	E10	4	☹
MC500-12.0E6P090-	3	12	11,7	4,5	28,3	13	90°	10	E12	6	☹
MC500-16.0E8P090-	3	16	15,5	6,5	35,7	17,2	90°	12	E16	8	☹

Ordering example for the grade WJ30TP: MC500-10.0E4P090-WJ30TP

D1

WALTER SELECT

●● Primary application ● Other application

Best tool for → Good = ☺ → Average = ☹ → Poor = ☠ machining conditions

New addition to the product range = ☺ ☹ ☠ / ★

90° solid carbide chamfer mill

MC500 inch



– Typ chamfer mill 90°

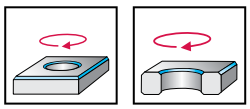



	P	M	K	N	S	H	O
WJ30TP	●●	●	●	●	●		

Tool

Designation	D_c inch	D_a inch	d_2 inch	L_c inch	l_1 inch	l_4 inch	α	SW inch	d_1	Z	WJ30TP
MC500.12.7E6P090-	0,1181	0,500	0,484	0,191	1,114	0,512	90°	0,394	E12	6	☺

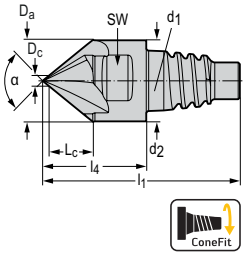

ConeFit

Ordering example for the grade WJ30TP: MC500.12.7E6P090-WJ30TP

D1

WALTER SELECT

●● Primary application ● Other application

Best tool for → Good = ☺ → Average = 😐 → Poor = ☹ machining conditions

☺ 😐 ☹ / ★ = New addition to the product range

www.isotool.se
Tel. 044 - 24 55 70

120° solid carbide chamfer mill

MC500 mm



– Typ chamfer mill 120°

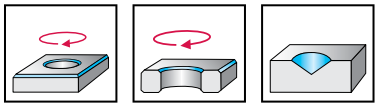

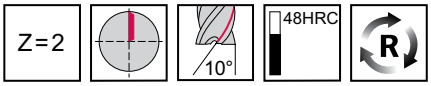

	P	M	K	N	S	H	O
WJ30TP	●●	●	●	●	●		

Tool

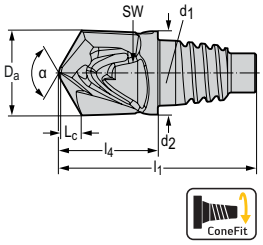

ConeFit

Designation	D_c mm	D_a mm	d_2 mm	L_c mm	l_1 mm	l_4 mm	α	SW mm	d_1	Z	WJ30TP
MC500-10.0E2P120S-	1,5	10	9,7	2,43	23	11,8	120°	6	E10	2	☺
MC500-12.0E2P120S-	1,5	12	11,7	3,03	27,8	14	120°	8	E12	2	☺

Ordering example for the grade WJ30TP: MC500-10.0E2P120S-WJ30TP

D1

WALTER SELECT

●● Primary application ● Other application

Best tool for → Good = ☺ → Average = 😐 → Poor = ☹ machining conditions

www.isotool.se
Tel. 044 - 24 55 70

120° solid carbide chamfer mill

MC500 mm



– Typ chamfer mill 120°

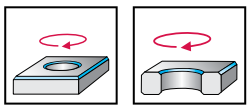



	P	M	K	N	S	H	O
WJ30TP	●●	●	●	●	●		

Tool

Designation	D_c mm	D_a mm	d_2 mm	L_c mm	l_1 mm	l_4 mm	α	SW mm	d_1	Z	WJ30TP
MC500-12.0E6P120-	3	12	11,7	2,6	28,3	13,6	120°	10	E12	6	☺

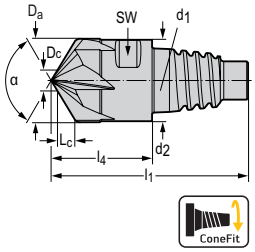

ConeFit

Ordering example for the grade WJ30TP: MC500-12.0E6P120-WJ30TP

D1

WALTER SELECT

●● Primary application ● Other application

Best tool for → Good = ☺ → Average = 😐 → Poor = ☹ machining conditions

☺ 😐 ☹ / ★ = New addition to the product range

www.isotool.se
Tel. 044 - 24 55 70

150° solid carbide chamfer mill

MC500 mm



– Typ chamfer mill 150°

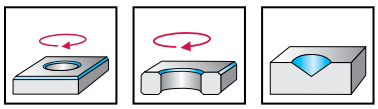

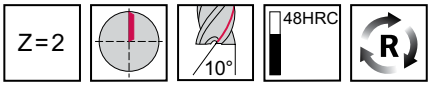

	P	M	K	N	S	H	O
WJ30TP	●●	●	●	●	●		

Tool

Designation	D_c mm	D_a mm	d_2 mm	L_c mm	l_1 mm	l_4 mm	α	SW mm	d_1	Z	WJ30TP
MC500-12.0E2P150S-	1,5	12	11,7	1,6	27,8	14	150°	8	E12	2	☻

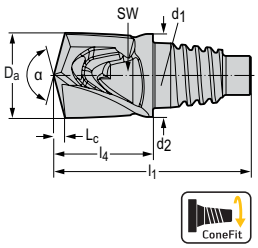

ConeFit

Ordering example for the grade WJ30TP: MC500-12.0E2P150S-WJ30TP

D1

WALTER SELECT

●● Primary application ● Other application

Best tool for → Good = ☻ → Average = 😐 → Poor = ☹ machining conditions

www.isotool.se
Tel. 044 - 24 55 70

Solid carbide quarter-round profile mill

MC503 mm



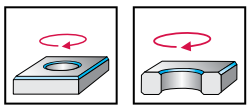

Z=4 | 0° | 48HRC | R

	P	M	K	N	S	H	O
WJ30TP	●●	●	●	●	●		

Tool

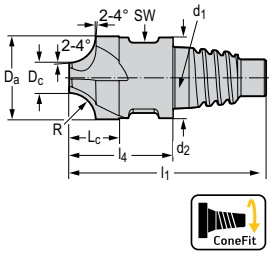

ConeFit

Designation	R mm	D_c mm	D_a mm	d_2 mm	L_c mm	l_1 mm	l_4 mm	SW mm	d_1	Z	WJ30TP
MC503-10.0E4P100-	1	5	10	9,7	1	23,6	12,4	8	E10	4	☺
MC503-10.0E4P200-	2	5	10	9,7	2	23,6	12,4	8	E10	4	☺
MC503-10.0E4P300-	3	4	10	9,7	3	23,6	12,4	8	E10	4	☺
MC503-12.0E4P300-	3	5	12	11,7	3	28,3	14,5	10	E12	4	☺
MC503-16.0E4P400-	4	6	16	15,5	4	35,7	18,7	12	E16	4	☺
MC503-16.0E4P500-	5	6	16	15,5	5	35,7	18,7	12	E16	4	☺
MC503-20.0E4P600-	6	8	20	19,3	6	40,8	21,3	16	E20	4	☺

Ordering example for the grade WJ30TP: MC503-10.0E4P100-WJ30TP

D1

WALTER SELECT

●● Primary application ● Other application

Best tool for → Good = ☺ → Average = 😐 → Poor = ☹ machining conditions

☺ 😐 ☹ / ★ = New addition to the product range

www.isotool.se
Tel. 044 - 24 55 70

Solid carbide quarter-round profile mill

MC503 inch



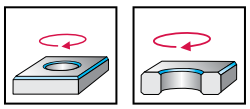

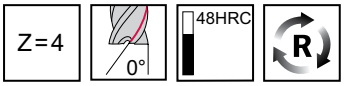

	P	M	K	N	S	H	O
WJ30TP	●●	●	●	●	●		

Tool

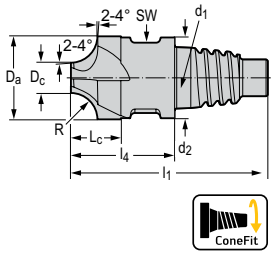

ConeFit

Designation	R inch	D_c inch	D_a inch	d_2 inch	L_c inch	l_1 inch	l_4 inch	SW inch	d_1	Z	WJ30TP
MC503.10.0E4P318-	0,125	0,1437	0,394	0,382	0,125	0,929	0,488	0,315	E10	4	☺
MC503.16.0E4P476-	0,187	0,2551	0,630	0,61	0,187	1,406	0,736	0,472	E16	4	☺
MC503.20.0E4P635-	0,250	0,2874	0,787	0,760	0,250	1,606	0,839	0,630	E20	4	☺
MC503.25.0E4P794-	0,312	0,3150	0,984	0,953	0,312	1,953	1,008	0,787	E25	4	☺

Ordering example for the grade WJ30TP: MC503.10.0E4P318-WJ30TP

D1

WALTER SELECT

●● Primary application ● Other application

Best tool for → Good = ☺ → Average = 😐 → Poor = ☹ machining conditions

www.isotool.se
Tel. 044 - 24 55 70

Solid carbide circle segment milling cutters

MD838 mm



– Conical

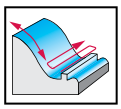

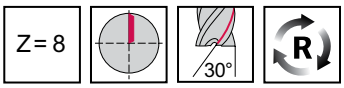

	P	M	K	N	S	H	O
WJ30RA		●●		●	●●		
WJ30RD	●●		●				

Tool

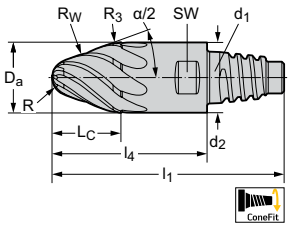

ConeFit

Designation	α/2	D_a mm	R_w mm	R_3 mm	R mm	L_c mm	l_4 mm	d_1	l_1 mm	Z	SW mm	WJ30RA	WJ30RD
MD838-16E8P201000-	20°	16	1.000	5	2	18,99	34,2	E16	51,2	8	12	☺	😐
MD838-16E8P301000-	20°	16	1.000	5	3	17,07	34,2	E16	51,2	8	12	☺	😐
MD838-16E8P401000-	20°	16	1.000	5	4	15,17	34,2	E16	51,2	8	12	☺	😐

Ordering example for the grade WJ30RA: MD838-16E8P201000-WJ30RA

D1

WALTER SELECT

●● Primary application ● Other application

Best tool for → Good = ☺ → Average = 😐 → Poor = ☹ machining conditions

☺ 😐 ☹ / ★ = New addition to the product range

www.isotool.se
Tel. 044 - 24 55 70

www.isotool.se
Tel. 044 - 24 55 70

Solid carbide milling tools with modular interface

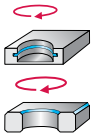











Designation	MG545	MG520	MG515	MG510
Diameter range	9,7–21,7	6,7–27,7	11,7–36,7	6,7–39,7
Number of teeth	3–6	3–6	6	3–6
Corner radius				
Diameter range	—	—	—	0,382–0,854
Number of teeth				3–6
Corner radius				
Standard				
Coating / grade	WMP35X	WMP35X	WMP35X	WMP35X
Shank	Modular interface	Modular interface	Modular interface	Modular interface
P Steel	●●	●●	●●	●●
M Stainless steel	●●	●●	●●	●●
K Cast iron	●●	●●	●●	●●
N NF metals	●	●	●	●
S Materials with difficult cutting properties	●	●	●	●
H Hard materials	●●	●●	●●	●●
O Other				
Page in catalogue	263	261	260	256
QR code				
www.walter-tools.com/woc/	MG545	MG520	MG515	MG510

WALTER SELECT

●● Primary application ● Other application

www.isotool.se
Tel. 044 - 24 55 70

Solid carbide circular milling cutters for slot milling

MG510 mm



Z=3 | 90° | 70HRC

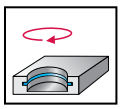

	P	M	K	N	S	H	O
WMP35X	●●	●●	●●	●	●	●●	

Tool

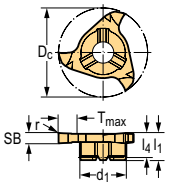

Modular interface

Designation	D_c mm	SB mm	r mm	T_{max} mm	l_1 mm	l_4 mm	d_1 mm	Z	WMP35X
MG510-06.7F053050	6,7	0,5		0,6	3,75	3,25	4,8	3	☺
MG510-06.7F053100	6,7	1		0,6	3,85	3,35	4,8	3	☺
MG510-09.7F063100	9,7	1	0,1	1,5	3,93	3,35	6	3	☺
MG510-09.7F063150	9,7	1,5	0,2	1,5	4,08	3,5	6	3	☺
MG510-09.7F063200	9,7	2	0,2	1,5	4,08	3,5	6	3	☺
MG510-09.7F063250	9,7	2,5	0,2	1,5	4,08	3,5	6	3	☺
MG510-10.7F053050	10,7	0,5		2,6	3,75	3,25	4,8	3	☺
MG510-11.7F063300	11,7	3	0,2	2,5	4,08	3,5	6	3	☺
MG510-13.7F083100	13,7	1	0,1	2,5	5,35	4,5	8	3	☺
MG510-13.7F083150	13,7	1,5	0,2	2,5	5,35	4,5	8	3	☺
MG510-13.7F083200	13,7	2	0,2	2,5	5,35	4,5	8	3	☺
MG510-13.7F083250	13,7	2,5	0,2	2,5	5,35	4,5	8	3	☺
MG510-17.7F093150	17,7	1,5	0,2	3,5	6,65	5,75	9	3	☺
MG510-17.7F093200	17,7	2	0,2	3,5	6,65	5,75	9	3	☺
MG510-17.7F093250	17,7	2,5	0,2	3,5	6,65	5,75	9	3	☺
MG510-17.7F093300	17,7	3	0,2	3,5	6,65	5,75	9	3	☺
MG510-17.7F093400	17,7	4	0,2	3,5	6,6	5,7	9	3	☺
MG510-21.7F123100	21,7	1	0,1	4,5	6,6	5,7	12	3	☺
MG510-21.7F123150	21,7	1,5	0,2	4,5	6,6	5,7	12	3	☺
MG510-21.7F123200	21,7	2	0,2	4,5	6,6	5,7	12	3	☺
MG510-21.7F123250	21,7	2,5	0,2	4,5	6,6	5,7	12	3	☺
MG510-21.7F123300	21,7	3	0,2	4,5	6,6	5,7	12	3	☺
MG510-21.7F123350	21,7	3,5	0,2	4,5	6,6	5,7	12	3	☺
MG510-21.7F123400	21,7	4	0,2	4,5	6,6	5,7	12	3	☺
MG510-21.7F123500	21,7	5	0,2	4,5	6,6	5,7	12	3	☺
MG510-27.7F143150	27,7	1,5	0,2	6,5	7,35	6,5	14,3	3	☺
MG510-27.7F143200	27,7	2	0,2	6,5	7,35	6,5	14,3	3	☺
MG510-27.7F143250	27,7	2,5	0,2	6,5	7,35	6,5	14,3	3	☺
MG510-27.7F143300	27,7	3	0,2	6,5	7,35	6,6	14,3	3	☺
MG510-27.7F143350	27,7	3,5	0,2	6,5	7,35	6,6	14,3	3	☺
MG510-27.7F143400	27,7	4	0,2	6,5	7,35	6,6	14,3	3	☺
MG510-27.7F143500	27,7	5	0,2	6,5	7,45	6,6	14,3	3	☺
MG510-27.7F143600	27,7	6	0,2	6,5	7,45	6,6	14,3	3	☺

Ordering example for the grade WMP35X: MG510-06.7F053050 WMP35X

D1

WALTER SELECT

●● Primary application ● Other application

Best tool for → Good = ☺ → Average = 😐 → Poor = ☹ machining conditions

www.isotool.se
Tel. 044 - 24 55 70

Solid carbide circular milling cutters for slot milling

MG510 mm



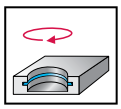

	P	M	K	N	S	H	O
WMP35X	●●	●●	●●	●	●	●●	

Tool

Designation	D_c mm	SB mm	r mm	T_{max} mm	l_1 mm	l_4 mm	d_1 mm	Z	WMP35X
MG510-11.7F066150	11,7	1,5	0,2	2	4,08	3,5	6	6	☺
MG510-11.7F066200	11,7	2	0,2	2	4,08	3,5	6	6	☺
MG510-15.7F086150	15,7	1,5	0,2	3,5	5,35	4,5	8	6	☺
MG510-15.7F086200	15,7	2	0,2	3,5	5,35	4,5	8	6	☺
MG510-15.7F086250	15,7	2,5	0,2	3,5	5,35	4,5	8	6	☺
MG510-17.7F096150	17,7	1,5	0,1	4	6,6	5,75	9	6	☺
MG510-17.7F096200	17,7	2	0,2	4	6,6	5,75	9	6	☺
MG510-17.7F096250	17,7	2,5	0,2	4	6,6	5,75	9	6	☺
MG510-17.7F096300	17,7	3	0,2	4	6,6	5,75	9	6	☺
MG510-21.7F126100	21,7	1	0,1	4,5	6,7	5,85	12	6	☺
MG510-21.7F126150	21,7	1,5	0,1	4,5	7,1	6,25	12	6	☺
MG510-21.7F126200	21,7	2	0,2	4,5	7,1	6,25	12	6	☺
MG510-21.7F126250	21,7	2,5	0,2	4,5	7,1	6,25	12	6	☺
MG510-21.7F126300	21,7	3	0,2	4,5	7,1	6,25	12	6	☺
MG510-21.7F126400	21,7	4	0,2	4,5	7,1	6,25	12	6	☺
MG510-27.7F146600	27,7	6	0,2	6,5	7,3	6,4	14,3	6	☺
MG510-27.7F146500	27,7	5	0,2	6,5	7,3	6,4	14,3	6	☺
MG510-34.7F146150	34,7	1,5	0,1	10	7,1	6,25	14,3	6	☺
MG510-34.7F146200	34,7	2	0,2	10	7,1	6,25	14,3	6	☺
MG510-34.7F146250	34,7	2,5	0,2	10	7,1	6,25	14,3	6	☺
MG510-34.7F146300	34,7	3	0,2	10	7,1	6,25	14,3	6	☺
MG510-36.7F126050	36,7	0,5		12	6,85	6	12	6	☺
MG510-39.7F126100	39,7	1		13,5	6,75	5,85	12	6	☺

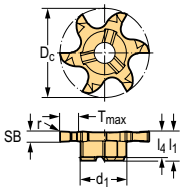

Modular interface

Ordering example for the grade WMP35X: MG510-11.7F066150 WMP35X

D1

WALTER SELECT

●● Primary application ● Other application

Best tool for → Good = ☺ → Average = 😐 → Poor = ☹ machining conditions

☺ 😐 ☹ / ★ = New addition to the product range

www.isotool.se
Tel. 044 - 24 55 70

Solid carbide circular milling cutters for slot milling

MG510 inch



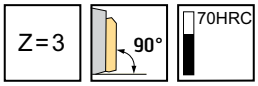

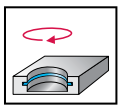

	P	M	K	N	S	H	O
WMP35X	●●	●●	●●	●	●	●●	

Tool

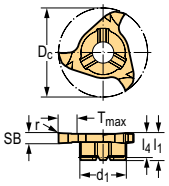

Modular interface

Designation	D_c inch	SB inch	r inch	T_{max} inch	l_1 inch	l_4 inch	d_1 inch	Z	WMP35X
MG510.09.7F063157	0,3819	0,062		0,059	0,16	0,138	0,236	3	☺
MG510.11.7F063239	0,4606	0,094	0,008	0,098	0,16	0,138	0,236	3	☺
MG510.13.7F083116	0,5394	0,046		0,098	0,211	0,177	0,315	3	☺
MG510.13.7F083157	0,5394	0,062	0,008	0,098	0,211	0,177	0,315	3	☺
MG510.13.7F083239	0,5394	0,094	0,008	0,098	0,211	0,177	0,315	3	☺
MG510.15.7F083317	0,6181	0,125	0,008	0,138	0,211	0,177	0,315	3	☺
MG510.17.7F093116	0,6968	0,046		0,138	0,262	0,226	0,354	3	☺
MG510.17.7F093239	0,6968	0,094	0,008	0,138	0,260	0,224	0,354	3	☺
MG510.17.7F093317	0,6968	0,125	0,008	0,138	0,260	0,224	0,354	3	☺
MG510.21.7F123157	0,8543	0,062	0,008	0,177	0,260	0,224	0,472	3	☺
MG510.21.7F123239	0,8543	0,094	0,008	0,177	0,260	0,224	0,472	3	☺
MG510.21.7F123317	0,8543	0,125	0,008	0,177	0,260	0,224	0,472	3	☺
MG510.21.7F123635	0,8543	0,250	0,008	0,177	0,400	0,366	0,472	3	☺

Ordering example for the grade WMP35X: MG510.09.7F063157 WMP35X

D1

WALTER SELECT

●● Primary application ● Other application

Best tool for → Good = ☺ → Average = 😐 → Poor = ☹ machining conditions

www.isotool.se
Tel. 044 - 24 55 70

Solid carbide circular milling cutters for slot milling

MG510 inch



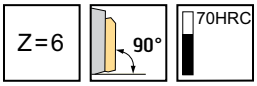

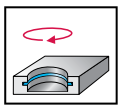

	P	M	K	N	S	H	O
WMP35X	●●	●●	●●	●	●	●●	

Tool

Designation	D_c inch	SB inch	r inch	T_{max} inch	l_1 inch	l_4 inch	d_1 inch	Z	WMP35X
MG510.21.7F126116	0,8543	0,046	0,004	0,177	0,270	0,236	0,472	6	☹
MG510.21.7F126157	0,8543	0,062	0,004	0,177	0,281	0,248	0,472	6	☹
MG510.21.7F126239	0,8543	0,094	0,008	0,177	0,278	0,244	0,472	6	☹
MG510.21.7F126317	0,8543	0,125	0,008	0,177	0,250	0,217	0,472	6	☹

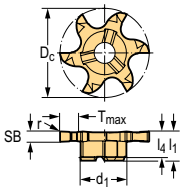

Modular interface

Ordering example for the grade WMP35X: MG510.21.7F126116 WMP35X

D1

WALTER SELECT

●● Primary application ● Other application

Best tool for → Good = ☺ → Average = 😐 → Poor = ☹ machining conditions

☺ 😐 ☹ / ★ = New addition to the product range

www.isotool.se
Tel. 044 - 24 55 70

Solid carbide circular milling cutters for slot milling

MG515 mm



– Smooth cut due to cross-toothed cutting edges

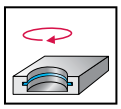

Z=6 | 90° | 70HRC

	P	M	K	N	S	H	O
WMP35X	●●	●●	●●	●	●	●●	

Tool

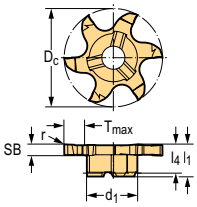

Modular interface

Designation	D_c mm	SB mm	r mm	T_{max} mm	l_1 mm	l_4 mm	d_1 mm	Z	WMP35X
MG515-11.7F066150	11,7	1,5	0,2	2	4,1	3,5	6	6	☺
MG515-11.7F066200	11,7	2	0,2	2	4,1	3,5	6	6	☺
MG515-15.7F086150	15,7	1,5	0,2	3,5	5,35	4,5	8	6	☺
MG515-15.7F086200	15,7	2	0,2	3,5	5,35	4,5	8	6	☺
MG515-15.7F086250	15,7	2,5	0,2	3,5	5,35	4,5	8	6	☺
MG515-17.7F096200	17,7	2	0,2	4	6,6	5,75	9	6	☺
MG515-17.7F096250	17,7	2,5	0,2	4	6,65	5,75	9	6	☺
MG515-17.7F096300	17,7	3	0,2	4	6,65	5,75	9	6	☺
MG515-21.7F126200	21,7	2	0,2	4,5	7,1	6,25	12	6	☺
MG515-21.7F126250	21,7	2,5	0,2	4,5	7,1	6,25	12	6	☺
MG515-21.7F126300	21,7	3	0,2	4,5	7,1	6,25	12	6	☺
MG515-27.7F146400	27,7	4	0,2	6,5	7,3	6,4	14,3	6	☺
MG515-27.7F146500	27,7	5	0,2	6,5	7,3	6,3	14,3	6	☺
MG515-27.7F146600	27,7	6	0,2	6,5	7,3	6,3	14,3	6	☺
MG515-34.7F146250	34,7	2,5	0,2	10	7,1	6,15	14,3	6	☺
MG515-34.7F146300	34,7	3	0,2	10	7,1	6,15	14,3	6	☺
MG515-36.7F126150	36,7	1,5		12	7,1	6,15	12	6	☺
MG515-36.7F126200	36,7	2		12	7,1	6,15	12	6	☺

Ordering example for the grade WMP35X: MG515-11.7F066150 WMP35X

D1

WALTER SELECT

●● Primary application ● Other application

Best tool for → Good = ☺ → Average = 😐 → Poor = ☹ machining conditions

Solid carbide circular milling cutters for circlip grooving

MG520 mm



– For circlip grooves in accordance with DIN 472

Z=3 | 90° | 70HRC

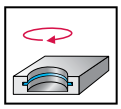

	P	M	K	N	S	H	O
WMP35X	●●	●●	●●	●	●	●●	

Tool

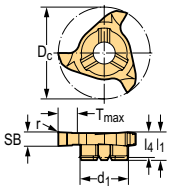

Modular interface

Designation	D_c mm	SB mm	r mm	T_{max} mm	l_1 mm	l_4 mm	d_1 mm	Z	WMP35X
MG520-06.7F053090	6,7	0,94		0,6	3,85	3,35	4,8	3	☺
MG520-06.7F053100	6,7	1,04		0,6	3,85	3,25	4,8	3	☺
MG520-06.7F053110	6,7	1,21		0,6	3,85	3,25	4,8	3	☺
MG520-09.7F063070	9,7	0,74		1,5	3,93	3,25	6	3	☺
MG520-09.7F063080	9,7	0,84		1,5	3,93	3,35	6	3	☺
MG520-09.7F063090	9,7	0,94		1,5	3,93	3,35	6	3	☺
MG520-09.7F063100	9,7	1,04		1,5	3,93	3,25	6	3	☺
MG520-09.7F063110	9,7	1,21		1,5	4,08	3,5	6	3	☺
MG520-09.7F063130	9,7	1,41	0,1	1,5	4,08	3,5	6	3	☺
MG520-09.7F063160	9,7	1,71	0,1	1,5	4,07	3,5	6	3	☺
MG520-17.7F093070	17,7	0,74		1,5	6,55	5,65	9	3	☺
MG520-17.7F093080	17,7	0,84		1,7	6,55	5,65	9	3	☺
MG520-17.7F093090	17,7	0,94		1,9	6,55	5,65	9	3	☺
MG520-17.7F093110	17,7	1,21		3,5	6,65	4,5	9	3	☺
MG520-17.7F093130	17,7	1,41	0,1	3,5	6,65	4,5	9	3	☺
MG520-17.7F093160	17,7	1,71	0,1	3,5	6,65	4,5	9	3	☺
MG520-21.7F123110	21,7	1,21		2,5	6,6	5,7	12	3	☺
MG520-21.7F123130	21,7	1,41	0,1	4,5	6,6	5,7	12	3	☺
MG520-21.7F123160	21,7	1,71	0,1	4,5	6,6	5,6	12	3	☺
MG520-21.7F123185	21,7	1,96	0,2	4,5	6,6	5,6	12	3	☺
MG520-21.7F123215	21,7	2,26	0,2	4,5	6,6	5,6	12	3	☺
MG520-21.7F123265	21,7	2,76	0,2	4,5	6,6	5,7	12	3	☺
MG520-21.7F123315	21,7	3,26	0,2	4,5	6,6	5,6	12	3	☺
MG520-21.7F123415	21,7	4,26	0,2	4,5	6,6	5,6	12	3	☺
MG520-21.7F123515	21,7	5,26	0,2	4,5	6,6	5,7	12	3	☺

Ordering example for the grade WMP35X: MG520-06.7F053090 WMP35X

D1

WALTER SELECT

●● Primary application ● Other application

Best tool for → Good = ☺ → Average = 😐 → Poor = ☹ machining conditions

☺ 😐 ☹ / ★ = New addition to the product range

www.isotool.se
Tel. 044 - 24 55 70

Solid carbide circular milling cutters for circlip grooving

MG520 mm



– For circlip grooves in accordance with DIN 472

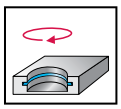

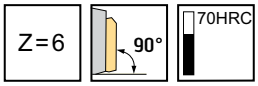

	P	M	K	N	S	H	O
WMP35X	●●	●●	●●	●	●	●●	

Tool

Designation	D_c mm	SB mm	r mm	T_{max} mm	l_1 mm	l_4 mm	d_1 mm	Z	WMP35X
MG520-17.7F096110	17,7	1,21		4	6,6	5,75	9	6	☺
MG520-17.7F096130	17,7	1,41		4	6,6	5,75	9	6	☺
MG520-17.7F096160	17,7	1,71		4	6,6	5,75	9	6	☺
MG520-27.7F146185	27,7	1,96	0,2	6,5	7,25	6,35	14,3	6	☺
MG520-27.7F146215	27,7	2,26	0,2	6,5	7,06	6,16	14,3	6	☺

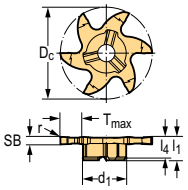

Modular interface

Ordering example for the grade WMP35X: MG520-17.7F096110 WMP35X

D1

WALTER SELECT

●● Primary application ● Other application

Best tool for → Good = ☺ → Average = 😐 → Poor = ☹ machining conditions

www.isotool.se
Tel. 044 - 24 55 70

Solid carbide circular milling cutters for chamfer milling

MG545 mm



– Forward and reverse chamfer milling with 45°

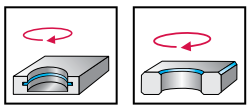



	P	M	K	N	S	H	O
WMP35X	●●	●●	●●	●	●	●●	

Tool

Designation	D_a mm	SB mm	T_{max} mm	l_1 mm	l_4 mm	d_1 mm	Z	WMP35X
MG545-09.7F063090	9,7	0,9	1	4,18	3,6	6	3	
MG545-15.7F083140	15,7	1,4	1,4	5,35	4,5	8	3	
MG545-17.7F093250	17,7	2,5	1,4	6,7	5,85	9	3	
MG545-21.7F143200	21,7	2	1,7	6,7	5,85	14,3	3	

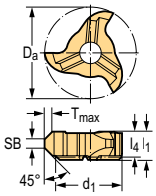

Modular interface

Ordering example for the grade WMP35X: MG545-09.7F063090 WMP35X

D1

WALTER SELECT

●● Primary application ● Other application

Best tool for → Good = ☺ → Average = 😐 → Poor = ☹ machining conditions

☺ 😐 ☹ / ★ = New addition to the product range

www.isotool.se
Tel. 044 - 24 55 70

Solid carbide circular milling cutters for chamfer milling

MG545 mm



– Forward and reverse chamfer milling with 45°

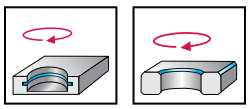



	P	M	K	N	S	H	O
WMP35X	●●	●●	●●	●	●	●●	

Tool

Designation	D_a mm	SB mm	T_{max} mm	l_1 mm	l_4 mm	d_1 mm	Z	WMP35X
MG545-09.7F066020	9,7	0,2	1,2	3,99	3,4	6	6	
MG545-13.7F086020	13,7	0,2	1,8	5,35	4,5	8	6	
MG545-17.7F096020	17,7	0,2	2,2	6,66	5,8	9	6	
MG545-21.7F146020	21,7	0,2	2	6,9	6,05	14,3	6	

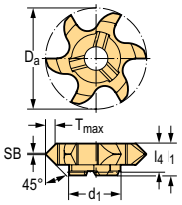

Modular interface

Ordering example for the grade WMP35X: MG545-09.7F066020 WMP35X

D1

WALTER SELECT

●● Primary application ● Other application

Best tool for → Good = ☺ → Average = 😐 → Poor = ☹ machining conditions

New addition to the product range = ☺ 😐 ☹ / ★

www.isotool.se
Tel. 044 - 24 55 70

Shoulder/slot milling cutters

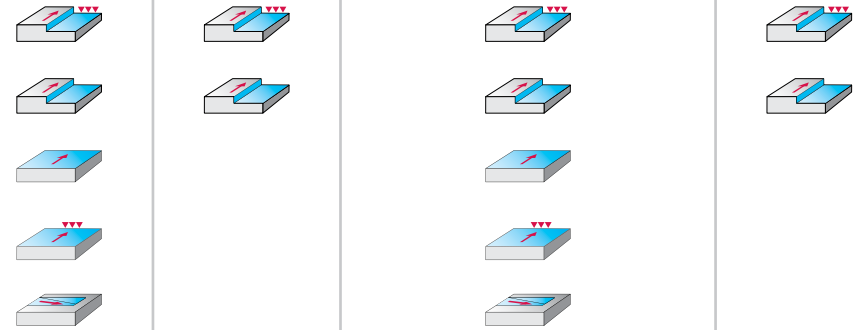



Designation					
Diameter range	40–63	32–40	50–80	40–63	25–40
Number of teeth	6	4–6	6–8	6	4–6
Corner radius					
Diameter range	—	—	—	—	—
Number of teeth					
Corner radius					
Standard					
Coating / grade	WP40	WP40	WP40	WKM	WKM
Shank	Modular NCT adaptor	DIN 1835 B	Shell mill mount DIN 138 transverse keyway	Modular NCT adaptor	DIN 1835 B
P Steel	●●	●●	●●		
M Stainless steel					
K Cast iron				●●	●●
N NF metals					
S Materials with difficult cutting properties					
H Hard materials					
O Other					
Page in catalogue	272	271	273	272	271
QR code					
www.walter-tools.com/woc/	F1682	F1678	F1675	F1682	F1678

WALTER SELECT

●● Primary application ● Other application

D1

www.isotool.se
Tel. 044 - 24 55 70

Shoulder/slot milling cutters










Designation		MP271 F0	MP270 F0	MP260 F0	MP170 F0
Diameter range	50–80	16–25	4–25	16–20	16–25
Number of teeth	6–8	3	2–3	2–3	3–4
Corner radius		0,4	0,1–3	0,2	0,2
Diameter range	—	—	—	—	—
Number of teeth					
Corner radius					
Standard					
Coating / grade	WDN20	WDN20	WDN20	WDN20	WDN20
Shank	ScrewFit	Shell mill mount DIN 138 transverse keyway	DIN 6535-HA	ScrewFit	DIN 6535-HA
P Steel					
M Stainless steel					
K Cast iron	●●				
N NF metals		●●	●●	●●	●●
S Materials with difficult cutting properties					
H Hard materials					
O Other		●	●	●	●
Page in catalogue	273	274	275	276	277
QR code					
www.walter-tools.com/woc/	F1675	MP271	MP270	MP260	MP170

WALTER SELECT

●● Primary application ● Other application

www.isotool.se
Tel. 044 - 24 55 70

Shoulder/slot milling cutters



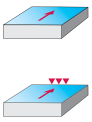





Designation	MP160 F0	MP060 F0	
Diameter range	20–40	40,6–125,6	
Number of teeth	4	10–22	
Corner radius	0,2	—	
Diameter range	—	—	
Number of teeth			
Corner radius			
Standard			
Coating / grade	WKM	WDN20	WDN20
Shank	Shell mill mount DIN 138 transverse keyway	DIN 6535 HA	DIN 6535 HA
P Steel			
M Stainless steel			
K Cast iron			
N NF metals	●●	●●	
S Materials with difficult cutting properties			
H Hard materials			
O Other	●	●	
Page in catalogue	278	279	
QR code			
www.walter-tools.com/woc/	MP160	MP060	

WALTER SELECT

●● Primary application ● Other application

www.isotool.se
Tel. 044 - 24 55 70

Copy milling cutters





Designation	**MP470 F0**
Diameter range	4–16
Number of teeth	2
Corner radius	2–8
Diameter range	—
Number of teeth	
Corner radius	
Standard	
Coating / grade	WDN20
Shank	DIN 6535 HA
P Steel	
M Stainless steel	
K Cast iron	
N NF metals	●●
S Materials with difficult cutting properties	
H Hard materials	
O Other	●
Page in catalogue	280
QR code	
www.walter-tools.com/woc/	MP470

WALTER SELECT

●● Primary application ● Other application

www.isotool.se
Tel. 044 - 24 55 70

Shoulder/slot and high-feed milling cutters

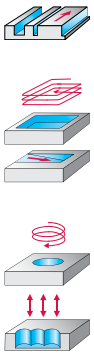

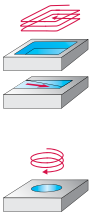





Designation	MC275	MC075
Diameter range	8–12	8–12
Number of teeth	4–6	4
Corner radius	1	1–1,5
Diameter range	—	—
Number of teeth		
Corner radius		
Standard	PWZ-NORM	PWZ-NORM
Coating / grade	WIS10	WIS10
Shank	DIN 6535 HA	DIN 6535 HA
P Steel		
M Stainless steel		
K Cast iron		
N NF metals		
S Materials with difficult cutting properties	●●	●●
H Hard materials		
O Other		
Page in catalogue	281	282
QR code		
www.walter-tools.com/woc/	MC275	MC075

WALTER SELECT

●● Primary application ● Other application

www.isotool.se
Tel. 044 - 24 55 70

ConeFit shoulder/slot and high-feed milling cutters

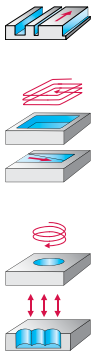

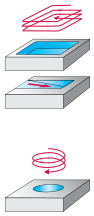





Designation	MC275	MC075
Diameter range	12–25	16–25
Number of teeth	4–8	4
Corner radius	1–1,5	2–3
Diameter range	—	—
Number of teeth		
Corner radius		
Standard	PWZ-NORM	PWZ-NORM
Coating / grade	WIS10	WIS10
Shank	ConeFit	ConeFit
P Steel		
M Stainless steel		
K Cast iron		
N NF metals		
S Materials with difficult cutting properties	●●	●●
H Hard materials		
O Other		
Page in catalogue	283	284
QR code		
www.walter-tools.com/woc/	MC275	MC075

D1

WALTER SELECT

●● Primary application ● Other application

www.isotool.se
Tel. 044 - 24 55 70

Brazed helical shoulder milling cutters

F1678 mm



Z= 4–6

– Brazed cutting edges

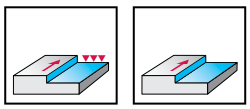

	P	M	K	N	S	H	O
WKM			●●				
WP40	●●						

Tool

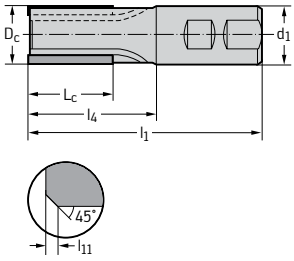

DIN 1835 B

Designation	$D_{c\ js16}$ mm	l_{11} mm	L_c mm	l_4 mm	l_1 mm	d_1 mm	Z	kg
F1678.W.025.Z04.50.K	25	0,5	50	68	125	25	4	0,41
F1678.W.032.Z04.50.K	32	0,5	50	69	130	32	4	0,69
F1678.W.032.Z04.50.P	32	0,5	50	69	130	32	4	0,68
F1678.W.040.Z06.63.K	40	0,8	63	84	145	32	6	0,97
F1678.W.040.Z06.63.P	40	0,8	63	84	145	32	6	0,96

D1

WALTER SELECT

●● Primary application ● Other application

Best tool for → Good = ☺ → Average = 😐 → Poor = ☹ machining conditions

☺ 😐 ☹ / ★ = New addition to the product range

www.isotool.se
Tel. 044 - 24 55 70

Brazed helical shoulder milling cutters

F1682 mm



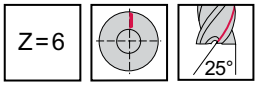

– Brazed cutting edges

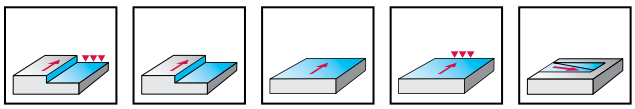

	P	M	K	N	S	H	O
WKM			●●				
WP40	●●						

Tool

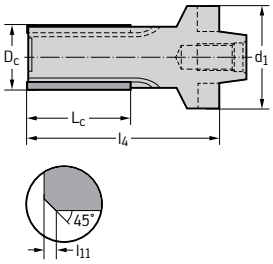

Modular NCT adaptor

Designation	$D_{c\ js16}$ mm	l_{11} mm	L_c mm	l_4 mm	l_1 mm	d_1 mm	Z	kg
F1682.N6.040.Z06.63.K	40	0,8	63	120	136	63	6	1,27
F1682.N6.040.Z06.63.P	40	0,8	63	120	136	63	6	1,31
F1682.N8.050.Z06.80.P	50	0,8	80	135	153	80	6	2,32
F1682.N8.063.Z06.100.K	63	0,8	100	150	168	80	6	3,36
F1682.N8.063.Z06.100.P	63	0,8	100	150	168	80	6	3,37

D1

WALTER SELECT

●● Primary application ● Other application

Best tool for → Good = ☺ → Average = 😐 → Poor = ☹ machining conditions

www.isotool.se
Tel. 044 - 24 55 70

Brazed helical shoulder milling cutters

F1675 mm



Z= 6–8





– Brazed cutting edges

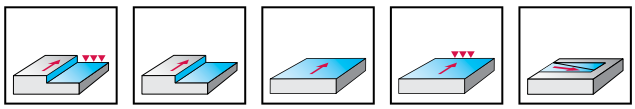

	P	M	K	N	S	H	O
WKM			●●				
WP40	●●						

Tool

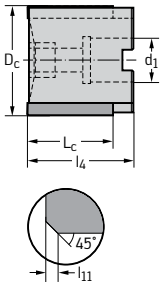

Shell mill mount DIN 138 transverse keyway

Designation	$D_{c\ js16}$ mm	l_{11} mm	L_c mm	l_1 mm	d_1 mm	z	kg
F1675.B.050.Z06.40.K	50	0,8	40	50	22	6	0,47
F1675.B.050.Z06.40.P	50	0,8	40	50	22	6	0,51
F1675.B.063.Z06.50.K	63	0,8	50	63	27	6	0,96
F1675.B.063.Z06.50.P	63	0,8	50	63	27	6	0,9
F1675.B.080.Z08.50.K	80	1	50	63	32	8	1,57
F1675.B.080.Z08.50.P	80	1	50	63	32	8	1,65

D1

WALTER SELECT

●● Primary application ● Other application

Best tool for → Good = 😊 → Average = 😐 → Poor = ☹ machining conditions

😊 😐 ☹ / ★ = New addition to the product range

www.isotool.se
Tel. 044 - 24 55 70

PCD routing cutters

MP271 mm

F0



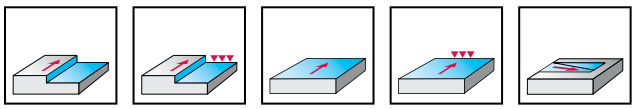

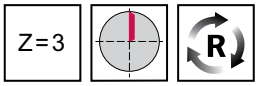

	P	M	K	N	S	H	O
WDN20				●●			●

Tool

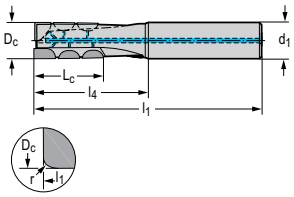

DIN 6535 HA

Designation	D_c mm	r mm	L_c mm	l_1 mm	l_4 mm	d_1 mm	Z	kg	WDN20
MP271-016A03P	16	0,4	30	100	47,6	16	3	0,24	●●
MP271-020A03A	20	0,4	30	100	47,7	20	3	0,39	●●
MP271-025A03S	25	0,4	30	100	41,5	25	3	0,6	●●

Ordering example for the grade WDN20: MP271-016A03P WDN20

D1

WALTER SELECT

●● Primary application ● Other application

Best tool for → Good = ☺ → Average = 😐 → Poor = ☹ machining conditions

www.isotool.se
Tel. 044 - 24 55 70

PCD routing cutters

MP270 mm

F0



– Solid carbide shank

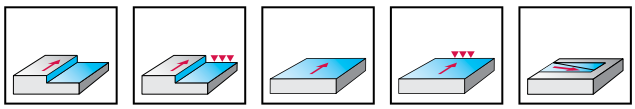

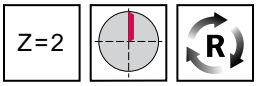

	P	M	K	N	S	H	O
WDN20				●●			●

Tool

Designation	D_c mm	r mm	L_c mm	l_1 mm	l_4 mm	d_1 mm	Z	kg	WDN20
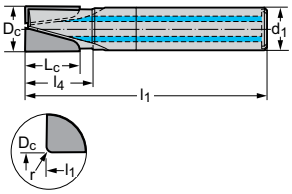 DIN 6535 HA									
MP270-004A02A	4	0,1	6	52	12	6	2	0,02	😀
MP270-005A02B	5	0,1	8	55	15	6	2	0,02	😀
MP270-006A02L	6	0,2	8	60	20	6	2	0,02	😀
MP270-008A02L	8	0,2	10	70	15	8	2	0,04	😀
MP270-010A02L	10	0,2	12	80	17	10	2	0,09	😀
MP270-012A02B	12	0,2	16	80	21	12	2	0,11	😀
MP270-016A02B	16	0,2	20	90	25	16	2	0,22	😀
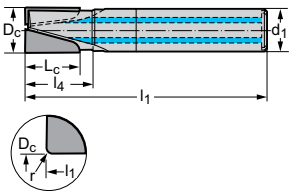 DIN 6535 HA									
MP270-016A03B	16	0,2	20	90	25	16	3	0,22	😀
MP270-020A03B	20	0,2	20	100	48,5	20	3	0,39	😀
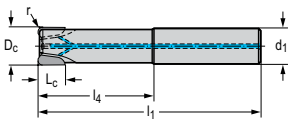 DIN 6535 HA									
MP270-012A03B	12	2	8	83	35,5	12	3	0,13	😀
MP270-016A03P	16	2	12	100	49,5	16	3	0,28	😀
MP270-020A03P	20	3	14	120	67,5	20	3	0,52	😀
MP270-025A03L	25	3	18	140	81,5	25	3	0,93	😀

Ordering example for the grade WDN20: MP270-004A02A WDN20

D1

WALTER SELECT

●● Primary application ● Other application

Best tool for → Good = 😀 → Average = 😐 → Poor = 😞 machining conditions

😀 😐 😞 / ★ = New addition to the product range

www.isotool.se
Tel. 044 - 24 55 70

PCD routing cutters

MP260 mm

F0



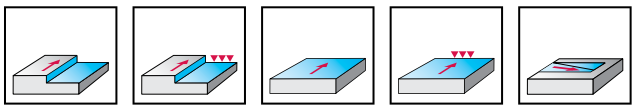

Z= 2–3



	P	M	K	N	S	H	O
WDN20				●●			●

Tool

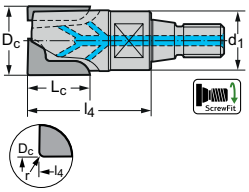

ScrewFit

Designation	D_c mm	r mm	L_c mm	l_4 mm	d_1	Z	kg	WDN20
MP260-016T02P	16	0,2	15	30	T14	2	0,05	
MP260-016T03P	16	0,2	15	30	T14	3	0,03	
MP260-020T03P	20	0,2	18	30	T18	3	0,05	

Pre-balanced to G6.3 where n = 16,000 rpm | Ordering example for the grade WDN20: MP260-016T02P WDN20

D1

WALTER SELECT

●● Primary application ● Other application

Best tool for → Good = → Average = → Poor = machining conditions

www.isotool.se
Tel. 044 - 24 55 70

PCD shoulder milling cutters

MP170 mm

F0



– Solid carbide shank

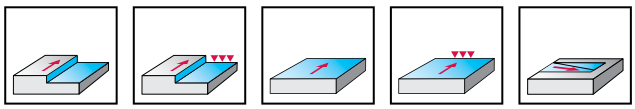

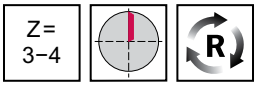

	P	M	K	N	S	H	O
WDN20				●●			●

Tool

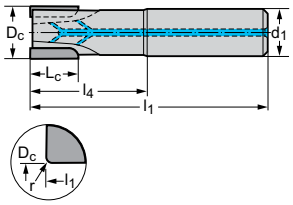

DIN 6535 HA

Designation	D_c mm	r mm	L_c mm	l_1 mm	l_4 mm	d_1 mm	Z	kg	WDN20
MP170-016A03B	16	0,2	20	90	25	16	3	0,22	☺
MP170-020A04B	20	0,2	20	100	48,5	20	4	0,3	☺
MP170-025A04S	25	0,2	20	100	42,5	25	4	0,6	☺

Ordering example for the grade WDN20: MP170-016A03B WDN20

D1

WALTER SELECT

●● Primary application ● Other application

Best tool for → Good = ☺ → Average = 😐 → Poor = ☹ machining conditions

☺ 😐 ☹ / ★ = New addition to the product range

www.isotool.se
Tel. 044 - 24 55 70

PCD shoulder milling cutters

MP160 mm

F0



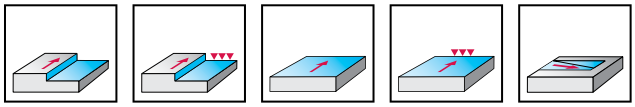

Z=4

	P	M	K	N	S	H	O
WDN20				●●			●

Tool

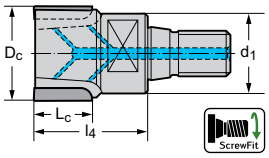



ScrewFit

Designation	D_c mm	r mm	L_c mm	l_4 mm	d_1	Z	kg	WDN20
MP160-020T04P	20	0,2	18	30	T18	4	0,05	●
MP160-025T04P	25	0,2	20	35	T22	4	0,11	●
MP160-032T04P	32	0,2	20	40	T28	4	0,22	●
MP160-040T04P	40	0,2	20	40	T36	4	0,37	●

Pre-balanced to G6.3 where n = 16,000 rpm | Ordering example for the grade WDN20: MP160-020T04P WDN20

D1

WALTER SELECT

●● Primary application ● Other application

Best tool for → Good = ☺ → Average = 😐 → Poor = ☹ machining conditions

PCD face milling cutters

MP060 mm

F0



– κ = 75° up to L_c = 1.1 mm

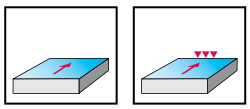

Z= 10–22

	P	M	K	N	S	H	O
WDN20				●●			●

Tool

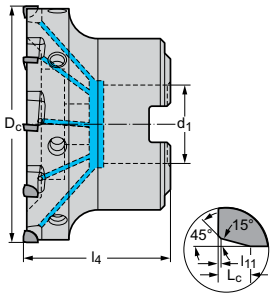

Shell mill mount DIN 138 transverse keyway

Designation	D_c mm	l_{11} mm	L_c mm	l_4 mm	d_1 mm	Z	kg	WDN20
MP060-040B10P	40	0,1	1,1	40	16	10	0,3	☺
MP060-050B12P	50	0,1	1,1	40	22	12	0,4	☺
MP060-063B14P	63	0,1	1,1	40	22	14	0,5	☺
MP060-080B16P	80	0,1	1,1	50	27	16	1	☺
MP060-100B18P	100	0,1	1,1	50	32	18	1,4	☺
MP060-125B22P	125	0,1	1,1	63	40	22	3,2	☺

Pre-balanced to G6.3 where n = 16,000 rpm | Ordering example for the grade WDN20: MP060-040B10P WDN20

D1

WALTER SELECT

●● Primary application ● Other application

Best tool for → Good = ☺ → Average = 😐 → Poor = ☹ machining conditions

☺ 😐 ☹ / ★ = New addition to the product range

www.isotool.se
Tel. 044 - 24 55 70

PCD ball-nose copy milling cutters

MP470 mm

F0



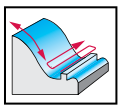

Z=2

R

	P	M	K	N	S	H	O
WDN20				●●			●

Tool

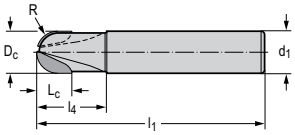

DIN 6535 HA

Designation	D_c mm	R mm	L_c mm	l_4 mm	l_1 mm	d_1 mm	Z	WDN20
MP470-004A02A	4	2	4	12,6	55	6	2	☺
MP470-006A02A	6	3	6	16,7	55	6	2	☺
MP470-008A02P	8	4	6	27	65	8	2	☺
MP470-010A02S	10	5	8	22,5	65	10	2	☺
MP470-012A02S	12	6	10	18	65	12	2	☺
MP470-016A02S	16	8	14	29,5	80	16	2	☺

Ordering example for the grade WDN20: MP470-004A02A WDN20

D1

WALTER SELECT

●● Primary application ● Other application

Best tool for → Good = ☺ → Average = 😐 → Poor = ☹ machining conditions

www.isotool.se
Tel. 044 - 24 55 70

Ceramic shoulder/slot milling cutters

MC275 mm



– Long reach

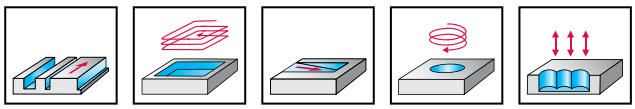



	P	M	K	N	S	H	O
WIS10					●●		

Tool

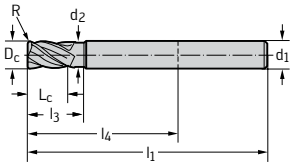

DIN 6535 HA

Designation	D_c h12 mm	R mm	L_c mm	l_3 mm	d_2 mm	l_1 mm	l_4 mm	d_1 mm	Z	WIS10
MC275-08.0A4P100C-	8	1	7	19	7,6	67	31	8	4	☺
MC275-10.0A4P100C-	10	1	7	22	9,5	75	35	10	4	☺
MC275-12.0A4P100C-	12	1	7	26	11,4	82	37	12	4	☺
MC275-12.0A6P100C-	12	1	7	26	11,4	82	37	12	6	☺

Shoulder milling $a_e \leq 0.1 \times D_c$ | Slot milling $a_p \leq 0.1 \times D_c$ | Ordering example for the grade WIS10: MC275-08.0A4P100C-WIS10

D1

WALTER SELECT

●● Primary application ● Other application

Best tool for → Good = ☺ → Average = 😐 → Poor = ☹ machining conditions

☺ 😐 ☹ / ★ = New addition to the product range

www.isotool.se
Tel. 044 - 24 55 70

Ceramic shoulder/slot milling cutters

MC075 mm



– Long reach

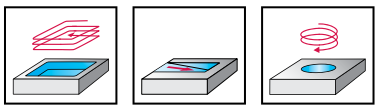

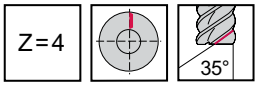

	P	M	K	N	S	H	O
WIS10					●●		

Tool

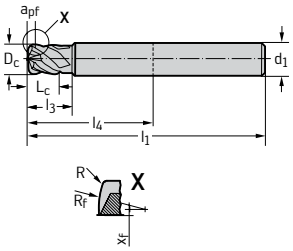

DIN 6535 HA

Designation	D_c h12 mm	a_{pf} mm	x_f mm	R_f mm	R_{ers} mm	R mm	L_c mm	l_3 mm	l_1 mm	l_4 mm	d_1 mm	Z	WIS10
MC075-08.0A4P100C-	8	0,25	0,78	12	1,226	1	7	19	67	31	8	4	☻
MC075-10.0A4P150C-	10	0,3	0,8	15	1,773	1,5	7	22	75	35	10	4	☻
MC075-12.0A4P150C-	12	0,4	1	18	1,875	1,5	7	26	82	37	12	4	☻

Shoulder milling $a_e \leq 0.5 \times D_c$ | Ordering example for the grade WIS10: MC075-08.0A4P100C-WIS10

D1

WALTER SELECT

●● Primary application ● Other application

Best tool for ➔ Good = ☻ ➔ Average = 😐 ➔ Poor = ☹ machining conditions

New addition to the product range = ☻ 😐 ☹ / ★

www.isotool.se
Tel. 044 - 24 55 70

Ceramic shoulder/slot milling cutters

MC275 mm



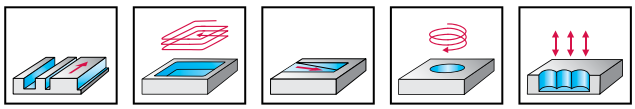



	P	M	K	N	S	H	O
WIS10					●●		

Tool

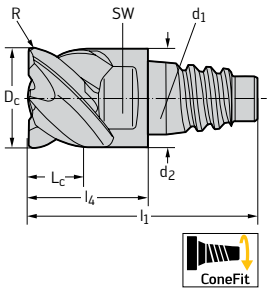

ConeFit

Designation	D_c h12 mm	R mm	L_c mm	d_2 mm	l_1 mm	l_4 mm	d_1	SW mm	Z	WIS10
MC275-12.0E4P100-	12	1	7	11,7	32,6	18,8	E12	10	4	☺
MC275-12.0E6P100-	12	1	7	11,7	32,6	18,8	E12	10	6	☺
MC275-16.0E6P150-	16	1,5	9	15,5	42,7	25,7	E16	12	6	☺
MC275-16.0E8P150-	16	1,5	9	15,5	42,7	25,7	E16	12	8	☺
MC275-20.0E6P150-	20	1,5	9	19,3	47,8	28,3	E20	16	6	☺
MC275-20.0E8P150-	20	1,5	9	19,3	47,8	28,3	E20	16	8	☺
MC275-25.0E6P150-	25	1,5	9	24,2	56,6	32,6	E25	20	6	☺
MC275-25.0E8P150-	25	1,5	9	24,2	56,6	32,6	E25	20	8	☺

Shoulder milling $a_e \leq 0.1 \times D_c$ | Ordering example for the grade WIS10: MC275-12.0E4P100-WIS10

D1

WALTER SELECT

●● Primary application ● Other application

Best tool for → Good = ☺ → Average = 😐 → Poor = ☹ machining conditions

☺ 😐 ☹ / ★ = New addition to the product range

www.isotool.se
Tel. 044 - 24 55 70

Ceramic shoulder/slot milling cutters

MC075 mm



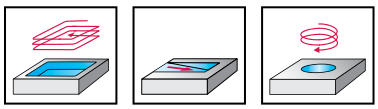

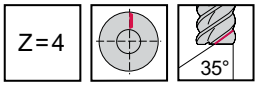

	P	M	K	N	S	H	O
WIS10					●●		

Tool

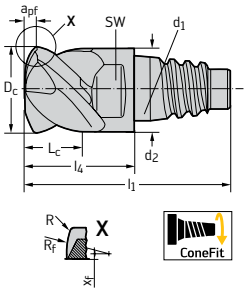

ConeFit

Designation	D_c h12 mm	a_{pf} mm	x_f mm	R_f mm	R_{ers} mm	R mm	L_c mm	l_1 mm	l_4 mm	SW mm	d_1	Z	WIS10
MC075-16.0E4P200-	16	0,5	1,5	24	2,465	2	9	42,7	25,7	12	E16	4	☻
MC075-20.0E4P200-	20	0,65	2,2	30	2,607	2	9	47,8	28,3	16	E20	4	☻
MC075-25.0E4P300-	25	0,75	2,8	36	3,687	3	9	56,6	32,6	20	E25	4	☻

Shoulder milling $a_e \leq 0.5 \times D_c$ | Ordering example for the grade WIS10: MC075-16.0E4P200-WIS10

D1

WALTER SELECT

●● Primary application ● Other application

Best tool for → Good = ☻ → Average = 😐 → Poor = ☹ machining conditions


Ø50 B22
5xTN 1605
FS2079 T9IP 2,0 Nm

Positive rhombic
ADGT / ADHT / ADKT
Tiger·tec® Gold

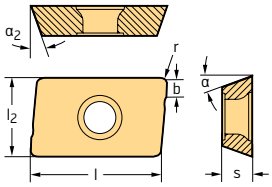

Indexable inserts

	Designation	Tolerance class	Number of cutting edges	s mm	l mm	l_2 mm	r mm	α	α_2	b mm	P HC WKP25S	P HC WKP35G	P HC WKP35S	P HC WSP45G	M HC WSM35G	M HC WSM35S	M HC WSP45G	K HC WAK15	K HC WKK25G	K HC WKP25S	K HC WKP35G	K HC WKP35S	N HC WXN15	N HW WK10	S HC WSM35G	S HC WSM35S	S HC WSP45G
	ADGT0803PER-D51	G	2	3,35	9,52	6,75	0,4	15°	20°	1,2	☺	😐	😐	☹			☹			😐	😐	☹					☹
	ADGT1204PER-D51	G	2	4,76	13,6	8,4	0,8	15°	20°	1,2	☺	😐	😐	☹			☹			😐	😐	☹					☹
	ADGT1606PER-D51	G	2	6,15	17,5	10,8	0,8	15°	20°	1,6	☺	😐	😐	☹			☹			😐	😐	☹					☹
	ADGT1807PER-D51	G	2	7,94	19	14,5	1,2	15°	17°	1,8		😐									😐						
	ADGT1204PER-D56	G	2	4,76	13,6	8,4	0,8	15°	20°	1,2	☺		😐	☹			☹			😐		☹					☹
	ADGT1606PER-D56	G	2	6,15	17,5	10,8	0,8	15°	20°	1,6	☺	😐	😐	☹			☹		😐	😐	😐	☹					☹
	ADGT1807PER-D56	G	2	7,94	19	14,5	1,2	15°	17°	1,8				☹			☹										☹
	ADGT10T330R-D67	G	2	3,8	11,3	7,25	3	15°	15°	0,8				😐			😐										😐
	ADGT10T3PER-D67	G	2	3,8	11,3	7,25	0,8	15°	15°	1,2		😐	😐	😐	😐	😐	😐				😐	😐			😐	😐	😐
	ADGT120416R-D67	G	2	4,76	13,6	8,4	1,6	15°	20°	1				😐			😐										😐
	ADGT1204PER-D67	G	2	4,76	13,6	8,4	0,8	15°	20°	1,2			😐	😐	😐		😐					😐			😐		😐
	ADGT160616R-D67	G	2	6,15	17,5	10,8	1,6	15°	20°	1				😐			😐										😐
	ADGT1606PER-D67	G	2	6,15	17,5	10,8	0,8	15°	20°	1,6		😐	😐	😐	😐		😐				😐	😐			😐		😐
	ADGT0803PER-F56	G	2	3,35	9,52	6,75	0,4	15°	20°	1,2				☹	😐		☹								😐		☹
	ADGT120404R-F56	G	2	4,76	13,6	8,4	0,4	15°	20°	1,2				☹			☹										☹
	ADGT120430R-F56	G	2	4,76	13,6	8,4	3	15°	20°	0,8				☹			☹										☹
	ADGT120440R-F56	G	2	4,76	13,6	8,4	4	15°	20°	0,4				☹			☹										☹
	ADGT1204PER-F56	G	2	4,76	13,6	8,4	0,8	15°	20°	1,2				☹	😐		☹								😐		☹
	ADGT160612R-F56	G	2	6,15	17,5	10,8	1,2	15°	20°	1,6				☹			☹										☹
	ADGT160616R-F56	G	2	6,15	17,5	10,8	1,6	15°	20°	1,4				☹			☹										☹
	ADGT160620R-F56	G	2	6,15	17,5	10,8	2	15°	20°	1,4				☹			☹										☹
	ADGT160632R-F56	G	2	6,15	17,5	10,8	3,2	15°	20°	1,2				☹			☹										☹
	ADGT160640R-F56	G	2	6,15	17,5	10,8	4	15°	20°	1				☹			☹										☹
	ADGT1606PER-F56	G	2	6,15	17,5	10,8	0,8	15°	20°	1,6				☹	😐		☹								😐		☹
	ADGT10T3PER-G77	G	2	3,8	11,3	7,25	0,8	15°	15°	1,2				😐	😐		😐								😐		😐
	ADGT1204PER-G77	G	2	4,76	13,6	8,4	0,8	15°	20°	1,2				😐	😐		😐								😐		😐
	ADGT1606PER-G77	G	2	6,15	17,5	10,8	0,8	15°	20°	1,2				😐	😐		😐								😐		😐
	ADHT0803PEL-G88	H	2	3,35	9,52	6,75	0,4	15°	20°	1,2													☺				
	ADHT0803PER-G88	H	2	3,35	9,52	6,75	0,4	15°	20°	1,2													☺	😐			
	ADHT10T3PER-G88	H	2	3,8	11,3	7,25	0,8	15°	15°	1,2													☺	😐			
	ADHT120416L-G88	H	2	4,76	13,6	8,4	1,6	15°	20°	1													☺				
	ADHT120416R-G88	H	2	4,76	13,6	8,4	1,6	15°	20°	1													☺				
	ADHT120430L-G88	H	2	4,76	13,6	8,4	3	15°	20°	0,8													☺				
	ADHT1204PEL-G88	H	2	4,76	13,6	8,4	0,8	15°	20°	1,2													☺				
	ADHT1204PER-G88	H	2	4,76	13,6	8,4	0,8	15°	20°	1,2													☺	😐			
	ADHT160616R-G88	H	2	6,15	17,5	10,8	1,6	15°	20°	1,4													☺	😐			
	ADHT1606PEL-G88	H	2	6,15	17,5	10,8	0,8	15°	20°	1,6													☺				
	ADHT1606PER-G88	H	2	6,15	17,5	10,8	0,8	15°	20°	1,6													☺	😐			
	ADKT0803PEL-F56	K	2	3,35	9,52	6,75	0,4	15°	20°	1,2			😐	☹			☹					☹					☹
	ADKT0803PER-F56	K	2	3,35	9,52	6,75	0,4	15°	20°	1,2	☺		😐	☹			☹	☺		😐		☹					☹
	ADKT10T3PER-F56	K	2	3,8	11,3	7,25	0,8	15°	15°	1,2			😐	☹			☹					☹					☹
	ADKT1204PEL-F56	K	2	4,76	13,6	8,4	0,8	15°	20°	1,2			😐	☹			☹					☹					☹
	ADKT1204PER-F56	K	2	4,76	13,6	8,4	0,8	15°	20°	1,2	☺		😐	☹			☹	☺		😐		☹					☹
	ADKT1606PEL-F56	K	2	6,15	17,5	10,8	0,8	15°	20°	1,6			😐	☹			☹					☹					☹
	ADKT1606PER-F56	K	2	6,15	17,5	10,8	0,8	15°	20°	1,6	☺		😐	☹			☹	☺		😐		☹					☹

Ordering example for the grade WKP25S: ADGT0803PER-D51 WKP25S
Ordering example for the grade WKP35G: ADGT0803PER-D51 WKP35G

HC = Coated carbide
HW = Uncoated carbide

WALTER SELECT Optimum indexable insert for → Good = ☺ → Average = 😐 → Poor = ☹ machining conditions

Positive rhombic
ADMT
Tiger·tec® Gold

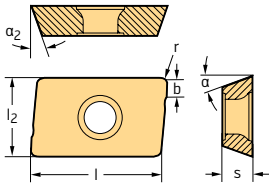

Indexable inserts

	Designation	Tolerance class	Number of cutting edges	s mm	l mm	l_2 mm	r mm	α	α_2	b mm	P HC				M HC				K HC					S HC			
											WKP25S	WKP35G	WKP35S	WSP45G	WSM35G	WSM35S	WSM45X	WSP45G	WAK15	WKK25G	WKP25S	WKP35G	WKP35S	WSM35G	WSM35S	WSM45X	WSP45G
	ADMT080304R-D56	M	2	3,35	9,52	6,75	0,4	15°	20°	1,2	☺	😐	😐	☹				☹	☺		😐	☹	☹				☹
	ADMT120408R-D56	M	2	4,76	13,6	8,4	0,8	15°	20°	1,2	☺	😐	😐	☹				☹	☺	😐	😐	☹	☹				☹
	ADMT160608R-D56	M	2	6,15	17,5	10,8	0,8	15°	20°	1,6	☺	😐	😐	☹				☹	☺	😐	😐	☹	☹				☹
	ADMT180712R-D56	M	2	7,04	19	14,5	1,2	15°	17°	1,8	☺	😐	😐	☹				☹		😐	😐	☹	☹				☹

Ordering example for the grade WAK15: ADMT080304R-D56 WAK15
Ordering example for the grade WKP25S: ADMT080304R-D56 WKP25S
Ordering example for the grade WKP35G: ADMT080304R-D56 WKP35G

HC = Coated carbide

D2

WALTER SELECT Optimum indexable insert for → Good = ☺ → Average = 😐 → Poor = ☹ machining conditions

☺ 😐 ☹ / ★ = New addition to the product range

www.isotool.se
Tel. 044 - 24 55 70

Positive rhombic
ADMT
Tiger·tec® Gold

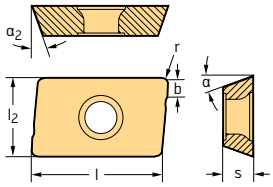

Indexable inserts

	Designation	Tolerance class	Number of cutting edges	s mm	l mm	l_2 mm	r mm	α	α_2	b mm	P HC				M HC				K HC					S HC			
											WKP25S	WKP35G	WKP35S	WSP45G	WSM35G	WSM35S	WSM45X	WSP45G	WAK15	WKK25G	WKP25S	WKP35G	WKP35S	WSM35G	WSM35S	WSM45X	WSP45G
	ADMT080302R-F56	M	2	3,35	9,52	6,75	0,2	15°	20°	1,2		😐	😐	☹	😐	😐		☹				☹	☹	😐	😐		☹
	ADMT080304L-F56	M	2	3,35	9,52	6,75	0,4	15°	20°	1,2		😐	😐	☹				☹				☹	☹				☹
	ADMT080304R-F56	M	2	3,35	9,52	6,75	0,4	15°	20°	1,2	😊	😐	😐	☹	😐			☹	😊		😐	☹	☹	😐			☹
	ADMT080308L-F56	M	2	3,35	9,52	6,75	0,8	15°	20°	1,2			😐	☹				☹					☹				☹
	ADMT080308R-F56	M	2	3,35	9,52	6,75	0,8	15°	20°	1,2		😐	😐	☹	😐	😐		☹				☹	☹	😐	😐		☹
	ADMT080312R-F56	M	2	3,35	9,52	6,75	1,2	15°	20°	1			😐	☹	😐			☹					☹	😐			☹
	ADMT080316R-F56	M	2	3,35	9,52	6,75	1,6	15°	20°	1			😐	☹	😐	😐		☹					☹	😐	😐		☹
	ADMT080320R-F56	M	2	3,35	9,52	6,75	2	15°	20°	1			😐	☹	😐			☹					☹	😐			☹
	ADMT10T304R-F56	M	2	3,8	11,3	7,25	0,4	15°	15°	1,2		😐	😐	☹	😐			☹				☹	☹	😐			☹
	ADMT10T308R-F56	M	2	3,8	11,3	7,25	0,8	15°	15°	1,2	😊	😐	😐	☹	😐	😐	☹	☹			😐	☹	☹	😐	😐	☹	☹
	ADMT10T312R-F56	M	2	3,8	11,3	7,25	1,2	15°	15°	1,2		😐	😐	☹	😐			☹				☹	☹	😐			☹
	ADMT10T316R-F56	M	2	3,8	11,3	7,25	1,6	15°	15°	1,2		😐	😐	☹	😐		☹	☹				☹	☹	😐		☹	☹
	ADMT10T320R-F56	M	2	3,8	11,3	7,25	2	15°	15°	1		😐	😐	☹	😐	😐	☹	☹				☹	☹	😐	😐	☹	☹
	ADMT10T325R-F56	M	2	3,8	11,3	7,25	2,5	15°	15°	1		😐		☹	😐	😐		☹				☹		😐	😐		☹
	ADMT10T330R-F56	M	2	3,8	11,3	7,25	3	15°	15°	0,8		😐	😐	☹	😐			☹				☹	☹	😐			☹
	ADMT10T332R-F56	M	2	3,8	11,3	7,25	3,2	15°	15°	0,8				☹	😐		☹	☹						😐		☹	☹
	ADMT120404R-F56	M	2	4,76	13,6	8,4	0,4	15°	20°	1,2		😐	😐	☹	😐			☹				☹	☹	😐			☹
	ADMT120408L-F56	M	2	4,76	13,6	8,4	0,8	15°	20°	1,2		😐	😐	☹				☹				☹	☹				☹
	ADMT120408R-F56	M	2	4,76	13,6	8,4	0,8	15°	20°	1,2	😊	😐	😐	☹	😐		☹	☹	😊	😐	😐	☹	☹	😐		☹	☹
	ADMT120412R-F56	M	2	4,76	13,6	8,4	1,2	15°	20°	1,2		😐	😐	☹	😐			☹				☹	☹	😐			☹
	ADMT120416L-F56	M	2	4,76	13,6	8,4	1,6	15°	20°	1		😐		☹				☹				☹					☹
	ADMT120416R-F56	M	2	4,76	13,6	8,4	1,6	15°	20°	1		😐	😐	☹	😐			☹				☹	☹	😐			☹
	ADMT120420R-F56	M	2	4,76	13,6	8,4	2	15°	20°	1		😐	😐	☹	😐			☹				☹	☹	😐			☹
	ADMT120425L-F56	M	2	4,76	13,6	8,4	2,5	15°	20°	0,8			😐	☹				☹					☹				☹
	ADMT120425R-F56	M	2	4,76	13,6	8,4	2,5	15°	20°	0,8		😐	😐	☹				☹				☹	☹				☹
	ADMT120430L-F56	M	2	4,76	13,6	8,4	3	15°	20°	0,8			😐	☹				☹					☹				☹
	ADMT120430R-F56	M	2	4,76	13,6	8,4	3	15°	20°	0,8		😐	😐	☹	😐		☹	☹				☹	☹	😐		☹	☹
	ADMT120432R-F56	M	2	4,76	13,6	8,4	3,2	15°	20°	0,8		😐	😐	☹	😐			☹				☹	☹	😐			☹
	ADMT120440L-F56	M	2	4,76	13,6	8,4	4	15°	20°	0,4		😐		☹				☹				☹					☹
	ADMT120440R-F56	M	2	4,76	13,6	8,4	4	15°	20°	0,4		😐	😐	☹	😐		☹	☹				☹	☹	😐		☹	☹
	ADMT160608L-F56	M	2	6,15	17,5	10,8	0,8	15°	20°	1,6		😐	😐	☹				☹				☹	☹				☹
	ADMT160608R-F56	M	2	6,15	17,5	10,8	0,8	15°	20°	1,6	😊	😐	😐	☹	😐		☹	☹	😊	😐	😐	☹	☹	😐		☹	☹
	ADMT160612R-F56	M	2	6,15	17,5	10,8	1,2	15°	20°	1,6		😐	😐	☹	😐		☹	☹				☹	☹	😐		☹	☹
	ADMT160616L-F56	M	2	6,15	17,5	10,8	1,6	15°	20°	1,4		😐	😐	☹				☹				☹	☹				☹
	ADMT160616R-F56	M	2	6,15	17,5	10,8	1,6	15°	20°	1,4		😐	😐	☹	😐		☹	☹				☹	☹	😐		☹	☹
	ADMT160620R-F56	M	2	6,15	17,5	10,8	2	15°	20°	1,4		😐	😐	☹	😐			☹				☹	☹	😐			☹
	ADMT160625L-F56	M	2	6,15	17,5	10,8	2,5	15°	20°	1,2				☹				☹									☹
	ADMT160625R-F56	M	2	6,15	17,5	10,8	2,5	15°	20°	1,2		😐	😐	☹	😐			☹				☹	☹	😐			☹
	ADMT160630L-F56	M	2	6,15	17,5	10,8	3	15°	20°	1,2			😐	☹				☹					☹				☹
	ADMT160630R-F56	M	2	6,15	17,5	10,8	3	15°	20°	1,2		😐	😐	☹	😐			☹				☹	☹	😐			☹
	ADMT160632R-F56	M	2	6,15	17,5	10,8	3,2	15°	20°	1,2		😐	😐	☹	😐			☹				☹	☹	😐			☹
	ADMT160640L-F56	M	2	6,15	17,5	10,8	4	15°	20°	1		😐		☹				☹				☹					☹
	ADMT160640R-F56	M	2	6,15	17,5	10,8	4	15°	20°	1		😐	😐	☹	😐			☹				☹	☹	😐			☹
	ADMT160650R-F56	M	2	6,15	17,5	10,8	5	15°	20°			😐	😐	☹	😐			☹				☹	☹	😐			☹
	ADMT160660R-F56	M	2	6,15	17,5	10,8	6	15°	20°			😐	😐	☹	😐			☹				☹	☹	😐			☹
	ADMT180712R-F56	M	2	7,04	19	14,5	1,2	15°	17°	1,8	😊	😐	😐	☹				☹		😐	😐	☹	☹				☹
	ADMT080304R-G56	M	2	3,35	9,52	6,75	0,4	15°	20°	1,2			😊	😐				😐				😐					😐
	ADMT10T308R-G56	M	2	3,8	11,3	7,25	0,8	15°	15°	1,2		😊		😐	😐			😐				😐		😐			😐
	ADMT120408R-G56	M	2	4,76	13,6	8,4	0,8	15°	20°	1,2		😊	😊	😐	😐			😐				😐	😐	😐			😐

WALTER SELECT Optimum indexable insert for → Good = 😊 → Average = 😐 → Poor = ☹ machining conditions

Ordering example for the grade WAK15: ADMT080304R-D56 WAK15
Ordering example for the grade WKP25S: ADMT080304R-D56 WKP25S
Ordering example for the grade WKP35G: ADMT080304R-D56 WKP35G

HC = Coated carbide
New addition to the product range = 😊 😐 ☹ / ★

www.isotool.se
Tel. 044 - 24 55 70

Positive rhombic
ACGT / ACMT
Tiger·tec® Gold

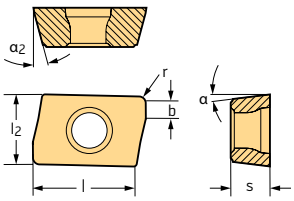

Indexable inserts

	Designation	Tolerance class	Number of cutting edges	s mm	l mm	l_2 mm	r mm	α	α_2	b mm	P HC				M HC		K HC					N HC	N HW	S HC	
											WKP25S	WKP35G	WPP35G	WSP45G	WSM35G	WSP45G	WAK15	WKK25G	WKP25S	WKP35G	WPP35G	WXN15	WK10	WSM35G	WSP45G
	ACGT060204R-G65	G	2	2,38	6,7	4,4	0,4	7°	15°	0,9				☹	😐	☹								😐	☹
	ACGT060204R-M85	G	2	2,38	6,7	4,4	0,4	7°	15°	0,9												☺	😐		
	ACMT060202R-G55	M	2	2,38	6,7	4,4	0,2	7°	15°	1		😐		☹		☹				😐					☹
	ACMT060204R-G55	M	2	2,38	6,7	4,4	0,4	7°	15°	0,9	☺	😐	😐	☹	😐	☹	☺	😐	😐	😐	😐			😐	☹
	ACMT060208R-G55	M	2	2,38	6,7	4,4	0,8	7°	15°	0,8		😐	😐	☹		☹				😐	😐				☹
	ACMT060212R-G55	M	2	2,38	6,7	4,4	1,2	7°	15°	0,6		😐		☹		☹				😐					☹
	ACMT060216R-G55	M	2	2,38	6,7	4,4	1,6	7°	15°	0,1		😐		☹		☹				😐					☹
	ACMT060204R-K55	M	2	2,38	6,7	4,4	0,4	7°	15°	0,9		☺		😐	☺	😐				😐				☺	😐

Ordering example for the grade WSM35G: ACGT060204R-G65 WSM35G

HC = Coated carbide
HW = Uncoated carbide

D2

WALTER SELECT Optimum indexable insert for → Good = ☺ → Average = 😐 → Poor = ☹ machining conditions

☺ 😐 ☹ / ★ = New addition to the product range

www.isotool.se
Tel. 044 - 24 55 70

Positive rhombic
BCGT / BCHT / BCMT
Tiger·tec® Gold

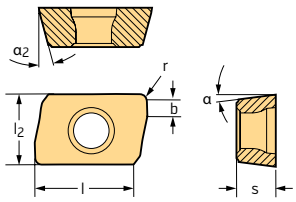

Indexable inserts

	Designation	Tolerance class	Number of cutting edges	s mm	l mm	l_2 mm	r mm	α	α_2	b mm	P HC WKP25S	P HC WKP35G	P HC WKP35S	P HC WPP35G	P HC WSP45G	M HC WSM35G	M HC WSM45X	M HC WSP45G	K HC WAK15	K HC WKK25G	K HC WKP25S	K HC WKP35G	K HC WKP35S	K HC WPP35G	N HC WXN15	N HW WK10	N DP WDN20	S HC WSM35G	S HC WSM45X	S HC WSP45G
	BCGT090304R-G55	G	2	3,21	10,3	6,3	0,4	7°	15°	1,2		😐	😐		☹	😐		☹				😐	😐					😐		☹
	BCGT120408R-G55	G	2	4,8	13,8	7,3	0,8	7°	15°	1,3		😐	😐		☹	😐		☹				😐	😐					😐		☹
	BCGT160508R-G55	G	2	5,75	17,3	9,9	0,8	7°	15°	2		😐		😐	☹	😐		☹	☺			😐		😐				😐		☹
	BCGT090304L-K85	G	2	3,21	10,3	6,3	0,4	7°	15°	1,2															☺					
	BCGT090304R-K85	G	2	3,21	10,3	6,3	0,4	7°	15°	1,2															☺	😐				
	BCHT120404L-K85	H	2	4,8	13,8	7,3	0,4	7°	15°	1,7															☺					
	BCHT120404R-K85	H	2	4,8	13,8	7,3	0,4	7°	15°	1,7															☺	😐				
	BCHT120408L-K85	H	2	4,8	13,8	7,3	0,8	7°	15°	1,3															☺					
	BCHT120408R-K85	H	2	4,8	13,8	7,3	0,8	7°	15°	1,3															☺	😐				
	BCHT120412L-K85	H	2	4,8	13,8	7,3	1,2	7°	15°	1,2															☺					
	BCHT120412R-K85	H	2	4,8	13,8	7,3	1,2	7°	15°	1,2															☺	😐				
	BCHT120416L-K85	H	2	4,8	13,8	7,3	1,6	7°	15°	1,1															☺					
	BCHT120416R-K85	H	2	4,8	13,8	7,3	1,6	7°	15°	1,1															☺	😐				
	BCHT120420L-K85	H	2	4,8	13,8	7,3	2	7°	15°	1,2															☺					
	BCHT120420R-K85	H	2	4,8	13,8	7,3	2	7°	15°	1,2															☺	😐				
	BCHT120425R-K85	H	2	4,8	13,8	7,3	2,5	7°	15°	1															☺	😐				
	BCHT120430L-K85	H	2	4,8	13,8	7,3	3	7°	15°	0,7															☺					
	BCHT120430R-K85	H	2	4,8	13,8	7,3	3	7°	15°	0,7															☺	😐				
	BCHT120440L-K85	H	2	4,8	13,8	7,3	4	7°	15°	0,4															☺					
	BCHT120440R-K85	H	2	4,8	13,8	7,3	4	7°	15°	0,4															☺	😐				
	BCHT160508L-K85	H	2	5,75	17,3	9,9	0,8	7°	15°	2															☺					
	BCHT160508R-K85	H	2	5,75	17,3	9,9	0,8	7°	15°	2															☺	😐				
	BCHT160512R-K85	H	2	5,75	17,3	9,9	1,2	7°	15°	1,7															☺	😐				
	BCHT160516R-K85	H	2	5,75	17,3	9,9	1,6	7°	15°	1,7															☺	😐				
	BCHT160520R-K85	H	2	5,75	17,3	9,9	2	7°	15°	1,5															☺	😐				
	BCHT160525R-K85	H	2	5,75	17,3	9,9	2,5	7°	15°	1,4															☺	😐				
	BCHT160530R-K85	H	2	5,75	17,3	9,9	3	7°	15°	1,2															☺	😐				
	BCHT160540R-K85	H	2	5,75	17,3	9,9	4	7°	15°	1,1															☺	😐				
	BCMT090304R-F55	M	2	3,21	10,3	6,3	0,4	7°	15°	1,2	☺	☺		☺	☹		☹	☹	☺	☺	☺	☺		☺					☹	☹
	BCMT120408R-F55	M	2	4,8	13,8	7,3	0,8	7°	15°	1,3	☺	☺		☺	☹			☹	☺	☺	☺	☺		☺						☹
	BCMT160508R-F55	M	2	5,75	17,3	9,9	0,8	7°	15°	2	☺	☺		☺	☹		☹	☹	☺	☺	☺	☺		☺					☹	☹
	BCMT090302R-G55	M	2	3,21	10,3	6,3	0,2	7°	15°	1,4		😐		😐	☹			☹				😐		😐						☹
	BCMT090304L-G55	M	2	3,21	10,3	6,3	0,4	7°	15°	1,2		😐			☹			☹				😐								☹
	BCMT090304R-G55	M	2	3,21	10,3	6,3	0,4	7°	15°	1,2	☺	😐	😐		☹	😐	☹	☹	☺	😐	😐	😐	😐						😐	☹	☹
	BCMT090308L-G55	M	2	3,21	10,3	6,3	0,8	7°	15°	0,8		😐			☹			☹				😐								☹
	BCMT090308R-G55	M	2	3,21	10,3	6,3	0,8	7°	15°	0,8		😐		😐	☹		☹	☹				😐		😐					☹	☹
	BCMT090312R-G55	M	2	3,21	10,3	6,3	1,2	7°	15°	0,4		😐	😐		☹			☹				😐	😐							☹
	BCMT090316R-G55	M	2	3,21	10,3	6,3	1,6	7°	15°	0,4		😐	😐		☹		☹	☹				😐	😐						☹	☹
	BCMT090320R-G55	M	2	3,21	10,3	6,3	2	7°	15°	0,4		😐	😐		☹		☹	☹				😐	😐						☹	☹
	BCMT120404L-G55	M	2	4,8	13,8	7,3	0,4	7°	15°	1,3		😐			☹			☹				😐								☹
	BCMT120404R-G55	M	2	4,8	13,8	7,3	0,4	7°	15°	1,3		😐		😐	☹			☹				😐		😐						☹
	BCMT120408L-G55	M	2	4,8	13,8	7,3	0,8	7°	15°	1,3		😐			☹			☹				😐								☹
	BCMT120408R-G55	M	2	4,8	13,8	7,3	0,8	7°	15°	1,3	☺	😐		😐	☹	😐	☹	☹		😐	😐	😐		😐				😐	☹	☹

Ordering example for the grade WKP35G: BCGT090304R-G55 WKP35G

HC = Coated carbide
HW = Uncoated carbide
DP = Polycrystalline diamond

WALTER SELECT Optimum indexable insert for → Good = ☺ → Average = 😐 → Poor = ☹ machining conditions

Positive rhombic
BCGT / BCHT / BCMT
Tiger·tec® Gold

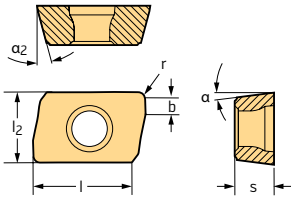

Indexable inserts

	Designation	Tolerance class	Number of cutting edges	s mm	l mm	l_2 mm	r mm	α	α_2	b mm	P HC WKP25S	P HC WKP35G	P HC WKP35S	P HC WPP35G	P HC WSP45G	M HC WSM35G	M HC WSM45X	M HC WSP45G	K HC WAK15	K HC WKK25G	K HC WKP25S	K HC WKP35G	K HC WKP35S	K HC WPP35G	N HC WXN15	N HW WK10	N DP WDN20	S HC WSM35G	S HC WSM45X	S HC WSP45G
	BCMT120412L-G55	M	2	4,8	13,8	7,3	1,2	7°	15°	1,2		☺			☹			☹				☺									☹
	BCMT120412R-G55	M	2	4,8	13,8	7,3	1,2	7°	15°	1,2		☺	☺		☹			☹				☺	☺								☹
	BCMT120416L-G55	M	2	4,8	13,8	7,3	1,6	7°	15°	1,1		☺			☹			☹				☺									☹
	BCMT120416R-G55	M	2	4,8	13,8	7,3	1,6	7°	15°	1,1		☺	☺		☹		☹	☹				☺	☺						☹	☹
	BCMT120420L-G55	M	2	4,8	13,8	7,3	2	7°	15°	1,2		☺			☹			☹				☺									☹
	BCMT120420R-G55	M	2	4,8	13,8	7,3	2	7°	15°	1,2		☺		☺	☹			☹				☺		☺							☹
	BCMT120425R-G55	M	2	4,8	13,8	7,3	2,5	7°	15°	1		☺	☺		☹			☹				☺	☺								☹
	BCMT120430L-G55	M	2	4,8	13,8	7,3	3	7°	15°	0,7		☺			☹			☹				☺									☹
	BCMT120430R-G55	M	2	4,8	13,8	7,3	3	7°	15°	0,7		☺	☺		☹		☹	☹				☺	☺						☹	☹
	BCMT120432R-G55	M	2	4,8	13,8	7,3	3,2	7°	15°	0,5		☺	☺		☹			☹				☺	☺								☹
	BCMT120440L-G55	M	2	4,8	13,8	7,3	4	7°	15°	0,4		☺			☹			☹				☺									☹
	BCMT120440R-G55	M	2	4,8	13,8	7,3	4	7°	15°	0,4		☺	☺		☹			☹				☺	☺								☹
	BCMT160508L-G55	M	2	5,75	17,3	9,9	0,8	7°	15°	2		☺			☹			☹				☺									☹
	BCMT160508R-G55	M	2	5,75	17,3	9,9	0,8	7°	15°	2	☻	☺		☺	☹	☺		☹	☻	☻	☻	☺		☺					☺		☹
	BCMT160512L-G55	M	2	5,75	17,3	9,9	1,2	7°	15°	1,7		☺			☹			☹				☺									☹
	BCMT160512R-G55	M	2	5,75	17,3	9,9	1,2	7°	15°	1,7		☺		☺	☹		☹	☹				☺		☺						☹	☹
	BCMT160516L-G55	M	2	5,75	17,3	9,9	1,6	7°	15°	1,5		☺			☹			☹				☺									☹
	BCMT160516R-G55	M	2	5,75	17,3	9,9	1,6	7°	15°	1,5		☺	☺		☹		☹	☹				☺	☺						☹	☹
	BCMT160520L-G55	M	2	5,75	17,3	9,9	2	7°	15°	1,5		☺			☹			☹				☺									☹
	BCMT160520R-G55	M	2	5,75	17,3	9,9	2	7°	15°	1,5		☺	☺		☹		☹	☹				☺	☺						☹	☹
	BCMT160525R-G55	M	2	5,75	17,3	9,9	2,5	7°	15°	1,4		☺	☺		☹			☹				☺	☺								☹
	BCMT160530L-G55	M	2	5,75	17,3	9,9	3	7°	15°	1,2		☺			☹			☹				☺									☹
	BCMT160530R-G55	M	2	5,75	17,3	9,9	3	7°	15°	1,2		☺		☺	☹			☹				☺		☺							☹
	BCMT160532R-G55	M	2	5,75	17,3	9,9	3,2	7°	15°	1,1		☺	☺		☹			☹				☺	☺								☹
	BCMT160540L-G55	M	2	5,75	17,3	9,9	4	7°	15°	1,1		☺			☹			☹				☺									☹
	BCMT160540R-G55	M	2	5,75	17,3	9,9	4	7°	15°	1,1		☺	☺		☹		☹	☹				☺	☺						☹	☹
	BCMT160550L-G55	M	2	5,75	17,3	9,9	5	7°	15°	0,7		☺			☹			☹				☺									☹
	BCMT160550R-G55	M	2	5,75	17,3	9,9	5	7°	15°	0,7		☺	☺		☹			☹				☺	☺								☹
	BCMT160560L-G55	M	2	5,75	17,3	9,9	6	7°	15°	0,1		☺			☹			☹				☺									☹
	BCMT160560R-G55	M	2	5,75	17,3	9,9	6	7°	15°	0,1		☺		☺	☹		☹	☹				☺		☺						☹	☹
	BCMT090304R-K55	M	2	3,21	10,3	6,3	0,4	7°	15°	1,2		☻	☻		☺	☻		☺				☺	☺					☻		☺
	BCMT120408R-K55	M	2	4,8	13,8	7,3	0,8	7°	15°	1,3		☻	☻		☺	☻		☺				☺	☺					☻		☺
	BCMT160508R-K55	M	2	5,75	17,3	9,9	0,8	7°	15°	2		☻	☻		☺	☻		☺				☺	☺					☻		☺
	BCGT090304R-B85	G	1	3,21	10,3	6,3	0,4	7°	15°	1,3																☺				
	BCGT120408R-B85	G	1	4,8	13,8	7,3	0,8	7°	15°	1,5																☺				
	BCGT160508R-G51	G	2	5,75	17,3	9,9	0,8	7°	15°	2		☺		☺	☹			☹				☺		☺							☹
	BCMT160508R-G55W	M	2	5,75	17,3	9,9	0,8	7°	15°	2					☹		☹	☹											☹	☹
	BCMT160516R-G55W	M	2	5,75	17,3	9,9	1,6	7°	15°	1,5					☹		☹	☹											☹	☹
	BCMT160530R-G55W	M	2	5,75	17,3	9,9	3	7°	15°	1,2					☹		☹	☹											☹	☹
	BCMT160540R-G55W	M	2	5,75	17,3	9,9	4	7°	15°	1,5					☹		☹	☹											☹	☹

Ordering example for the grade WKP35G: BCGT090304R-G55 WKP35G

HC = Coated carbide
HW = Uncoated carbide
DP = Polycrystalline diamond

WALTER SELECT Optimum indexable insert for → Good = ☺ → Average = 😐 → Poor = ☹ machining conditions

☻ ☺ ☹ / ★ = New addition to the product range

www.isotool.se
Tel. 044 - 24 55 70

Positive rhombic
LDMW / LDMT
Tiger·tec® Gold

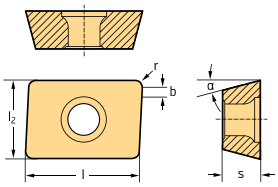

Indexable inserts

	Designation	Tolerance class	Number of cutting edges	s mm	l mm	l_2 mm	r mm	α	b mm	P HC					M HC		K HC					S HC	
										WKP25S	WKP35G	WKP35S	WPP35G	WSP45G	WSM35G	WSP45G	WKK25G	WKP25S	WKP35G	WKP35S	WPP35G	WSM35G	WSP45G
	LDMW08T204R-A57	M	2	2,58	8,88	6,1	0,4	15°	0,8	☺	😐							😐	😐				
	LDMW14T308R-A57	M	2	4,08	14,1	9,68	0,8	15°	1,2		☹								☹				
	LDMW170408R-A57	M	2	4,92	17,24	11,78	0,8	15°	1,6		☹								☹				
	LDMT08T204R-D51	M	2	2,58	8,88	6,1	0,4	15°	0,8	☺	😐	😐		☹		☹		😐	☹	☹			☹
	LDMT14T308R-D51	M	2	4,08	14,1	9,68	0,8	15°	1,2	☺	😐		😐	☹		☹		😐	☹		☹		☹
	LDMT170408R-D51	M	2	4,92	17,24	11,78	0,8	15°	1,6		😐		😐	☹		☹			☹		☹		☹
	LDMT170412R-D51	M	2	4,92	17,24	11,78	1,2	15°	1,6		😐			☹		☹			☹				☹
	LDMT08T204R-D57	M	2	2,58	8,88	6,1	0,4	15°	0,8	☺	😐	😐		☹		☹		😐	☹	☹			☹
	LDMT14T308R-D57	M	2	4,08	14,1	9,68	0,8	15°	1,2	☺	😐		😐	☹	😐	☹	😐	😐	☹		☹	😐	☹
	LDMT170408R-D57	M	2	4,92	17,24	11,78	0,8	15°	1,6	☺	😐		😐	☹		☹	😐	😐	☹		☹		☹
	LDMT08T204R-F57	M	2	2,58	8,88	6,1	0,4	15°	0,8	☺	😐	😐		☹		☹		😐	☹	☹			☹
	LDMT14T308R-F57	M	2	4,08	14,1	9,68	0,8	15°	1,2	☺	😐		😐	☹	😐	☹		😐	☹		☹	😐	☹
	LDMT170408R-F57	M	2	4,92	17,24	11,78	0,8	15°	1,6	☺	😐		😐	☹	😐	☹		😐	☹		☹	😐	☹

Ordering example for the grade WKP25S: LDMW08T204R-A57 WKP25S
Ordering example for the grade WKP35G: LDMW08T204R-A57 WKP35G

HC = Coated carbide

D2

WALTER SELECT Optimum indexable insert for → Good = ☺ → Average = 😐 → Poor = ☹ machining conditions

Positive rhombic
LPGT / LPHW / LPMW / LPMT
Tiger·tec® Gold

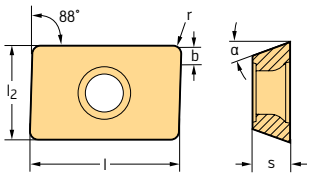

Indexable inserts

	Designation	Tolerance class	Number of cutting edges	s mm	l mm	l_2 mm	r mm	α	b mm	P HC WKP25S	P HC WKP35S	P HC WSP45G	M HC WSP45G	K HC WKP25S	K HC WKP35S	S HC WSP45G
	LPGT070304R-F55	G	2	3,18	7,94	6,35	0,4	11°	1,2		😐				😐	
	LPGT15T308R-F55	G	2	3,97	15	9,52	0,8	11°	1,4		😐	☹	☹		😐	☹
	LPGT150412R-F55	G	2	4,76	15,88	12,7	1,2	11°	1,6		😐				😐	
	LPHW150612R-A51	H	2	6,35	15,88	12,7	1,2	11°			😐				😐	
	LPMW150412TR-A27	M	2	4,76	15,88	12,7	1,2	11°		😐	☹			😐	☹	
	LPMT070304R-D51	M	2	3,18	7,94	6,35	0,4	11°	1,2	☺	😐			😐	☹	
	LPMT15T308R-D51	M	2	3,97	15	9,52	0,8	11°	1,4	☺	😐	☹	☹	😐	☹	☹
	LPMT150412R-D51	M	2	4,76	15,88	12,7	1,2	11°	1,6	☺	😐	☹	☹	😐	☹	☹
	LPMT150612R-D51	M	2	6,35	15,88	12,7	1,2	11°			😐	☹	☹		☹	☹
	LPMT150612R-D57	M	2	6,35	15,88	12,7	1,2	11°		☺	😐			😐	☹	

Ordering example for the grade WKP35S: LPGT070304R-F55 WKP35S
Ordering example for the grade WKP35S: LPGT150412R-F55 WKP35S
Ordering example for the grade WKP35S: LPGT15T308R-F55 WKP35S
Ordering example for the grade WSP45G: LPGT15T308R-F55 WSP45G

HC = Coated carbide

D2

WALTER SELECT Optimum indexable insert for → Good = ☺ → Average = 😐 → Poor = ☹ machining conditions

☺ 😐 ☹ / ★ = New addition to the product range

www.isotool.se
Tel. 044 - 24 55 70

Positive rhombic
MPHX / MPHW / MPHT / MPMX / MPMT
Tiger·tec® Gold

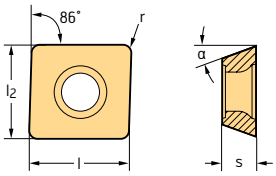

Indexable inserts

	Designation	Tolerance class	Number of cutting edges	s mm	l mm	l_2 mm	r mm	α	P HC WKP25S	P HC WKP35G	P HC WKP35S	P HC WPP35G	P HC WSP45G	M HC WSM35G	M HC WSP45G	K HC WKP25S	K HC WKP35G	K HC WKP35S	K HC WPP35G	N HC WXN15	S HC WSM35G	S HC WSP45G
	MPHX060304-A57	H	2	3,18	6,35	6,35	0,4	11°	☺		☹	☹				☺		☹	☹			
	MPHX080305-A57	H	2	3,18	8,3	8,3	0,5	11°	☺		☹	☹				☺		☹	☹			
	MPHW120408-A57	H	2	4,76	12,7	12,7	0,8	11°	☺		☹	☹				☺		☹	☹			
	MPHX060304-G88	H	2	3,18	6,35	6,35	0,4	11°												☺		
	MPHX080305-G88	H	2	3,18	8,3	8,3	0,5	11°												☺		
	MPHT120408-G88	H	2	4,76	12,7	12,7	0,8	11°												☺		
	MPMX060304-F57	M	2	3,18	6,35	6,35	0,4	11°		☺	☺	☹	☹	☺	☹		☹	☹	☹		☺	☹
	MPMX080305-F57	M	2	3,18	8,3	8,3	0,5	11°		☺	☺	☹	☹	☺	☹		☹	☹	☹		☺	☹
	MPMT120408-F57	M	2	4,76	12,7	12,7	0,8	11°		☺	☺	☹	☹	☺	☹		☹	☹	☹		☺	☹

Ordering example for the grade WKP25S: MPHX060304-A57 WKP25S
Ordering example for the grade WKP35S: MPHX060304-A57 WKP35S
Ordering example for the grade WPP35G: MPHX060304-A57 WPP35G

HC = Coated carbide

D2

WALTER SELECT Optimum indexable insert for → Good = ☺ → Average = 😐 → Poor = ☹ machining conditions

New addition to the product range = ☺ 😐 ☹ / ★

www.isotool.se
Tel. 044 - 24 55 70

Positive octagonal
ODHW / ODHT / ODMT / ODMW
Tiger·tec® Gold

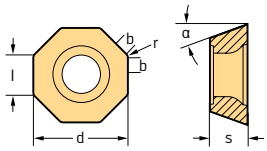

Indexable inserts

	Designation	Tolerance class	Number of cutting edges	s mm	d mm	l mm	r mm	α	b mm	P HC WKP25S	P HC WKP35G	P HC WKP35S	P HC WPP35G	P HC WSP45G	M HC WSM35G	M HC WSM45X	M HC WSP45G	K HC WAK15	K HC WKK25G	K HC WKP25S	K HC WKP35G	K HC WKP35S	K HC WPP35G	K CN WSN10	N HC WXN15	N HW WK10	S HC WSM35G	S HC WSM45X	S HC WSP45G
	ODHW050412-A57	H	8	4,76	12,7	5,26	1,2	15°																☺					
	ODHW060516-A57	H	8	5,56	15,88	6,58	1,6	15°																☺					
	ODHT050408-F57	H	8	4,76	12,7	5,26	0,8	15°			😐		😐	☹			☹				☹		☹						☹
	ODHT060512-F57	H	8	5,56	15,88	6,58	1,2	15°			😐		😐	☹			☹				☹		☹						☹
	ODHW0504ZZN-A57	H	8	4,76	12,7	5,26	0,8	15°	1,2	😐	☹		☹					☺		😐	☹		☹						
	ODHW0605ZZN-A57	H	8	5,56	15,88	6,58	0,8	15°	1,6	😐	☹		☹					☺		😐	☹		☹						
	ODHT0504ZZN-F57	H	8	4,76	12,7	5,26	0,8	15°	1,2	☺	😐		😐	☹	😐		☹			😐	☹		☹				😐		☹
	ODHT0605ZZN-F57	H	8	5,56	15,88	6,58	0,8	15°	1,6	☺	😐	😐	😐	☹	😐		☹			😐	☹	☹	☹				😐		☹
	ODHT0504ZZN-G77	H	8	4,76	12,7	5,26	0,8	15°	1,6					😐			😐												😐
	ODHT0605ZZN-G77	H	8	5,56	15,88	6,58	0,8	15°	1,6					😐			😐												😐
	ODHT0504ZZN-G88	H	8	4,76	12,7	5,26	0,8	15°	1,2																😐	😐			
	ODHT0605ZZN-G88	H	8	5,56	15,88	6,58	0,8	15°	1,6																😐	😐			
	ODMT0504ZZN-F57	M	8	4,76	12,7	5,26	0,8	15°	1,2		😐			☹	😐		☹				☹						😐		☹
	ODMT0605ZZN-F57	M	8	5,56	15,88	6,58	0,8	15°	1,6		😐			☹	😐		☹				☹						😐		☹
	ODMT050408-D57	M	8	4,76	12,7	5,26	0,8	15°			😐		😐	☹	😐		☹		😐		☹		☹				😐		☹
	ODMT060512-D57	M	8	5,56	15,88	6,58	1,2	15°			😐		😐	☹	😐		☹		😐		☹		☹				😐		☹
	ODMT0504ZZN-D57	M	8	4,76	12,7	5,26	0,8	15°	1,2	☺	😐		😐	☹	😐	☹	☹		😐	😐	☹		☹				😐	☹	☹
	ODMT0605ZZN-D57	M	8	5,56	15,88	6,58	0,8	15°	1,6	☺	😐		😐	☹	😐	☹	☹		😐	😐	☹		☹				😐	☹	☹
	ODMW050408T-A27	M	8	4,76	12,7	5,26	0,8	15°		😐	☹		☹						😐	😐	☹		☹						
	ODMW060508T-A27	M	8	5,56	15,88	6,58	0,8	15°		😐	☹		☹						😐	😐	☹		☹						
	ODMW050408-A57	M	8	4,76	12,7	5,26	0,8	15°		😐			☹					☺	😐	😐			☹						
	ODMW060508-A57	M	8	5,56	15,88	6,58	0,8	15°		😐	☹		☹					☺	😐	😐	☹		☹						

Ordering example for the grade WSN10: ODHW050412-A57 WSN10

HC = Coated carbide
CN = Silicon nitride Si_3N_4
HW = Uncoated carbide

D2

WALTER SELECT Optimum indexable insert for → Good = ☺ → Average = 😐 → Poor = ☹ machining conditions

☺ 😐 ☹ / ★ = New addition to the product range

www.isotool.se
Tel. 044 - 24 55 70

Positive octagonal
OPHN
Tiger·tec® Silver

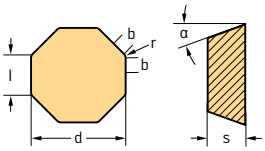

Indexable inserts

	Designation	Tolerance class	Number of cutting edges	s mm	d mm	l mm	r mm	α	b mm	P HC WKP25S	K HC WAK15	K HC WKP25S	K BH WCB80	K CN WSN10	H BH WCB80
	OPHN0504ZZN-A27	H	2	4,76	12,7	12,7	0,4	11°	1,2				☺		☹
	OPHN050412-A57	H	8	4,76	12,7	12,7	1,2	11°						☺	
	OPHN0504ZZN-A57	H	8	4,76	12,7	12,7	0,4	11°	1,2	😐	☺	😐		☺	

Ordering example for the grade WCB80: OPHN0504ZZN-A27 WCB80

HC = Coated carbide
BH = CBN with high CBN content
CN = Silicon nitride Si_3N_4

Positive triangular
P26315 / P26325
Tiger·tec® Gold

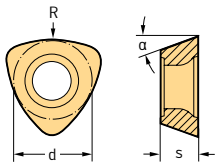

Indexable inserts

	Designation	Tolerance class	Number of cutting edges	s mm	d mm	α	R mm	P HC WKP25S	P HC WKP35S	P HC WPP35G	P HC WSP45G	M HC WSP45G	K HC WKP25S	K HC WKP35S	K HC WPP35G	S HC WSP45G
	P26315R10	M	3	2,78	6,75	14°	10	☺	😐	😟	☹	☹	😐	☹	😟	☹
	P26315R12	M	3	3,18	8,5	14°	12,5		😐	😟	☹	☹		☹	😟	☹
	P26315R15	M	3	3,97	10,5	14°	15		😐	😟	☹	☹		☹	😟	☹
	P26315R16	M	3	3,97	10,5	14°	16	☺	😐	😟	☹	☹	😐	☹	😟	☹
	P26315R20	M	3	4,76	12,7	11°	20	☺	😐	😟	☹	☹	😐	☹	😟	☹
	P26315R25	M	3	4,76	12,7	11°	25	☺	😐	😟	☹	☹	😐	☹	😟	☹
	P26315R31	M	3	4,76	12,7	11°	31,5	☺	😐	😟	☹	☹	😐	☹	😟	☹
	P26315R19.05	M	3	4,76	12,7	11°	19,1		😐	😟				☹	😟	
	P26325R31	M	3	4,76	12,7	11°	31,5	☺	😐	😟	☹	☹	😐	☹	😟	☹

Ordering example for the grade WKP25S: P26315R10 WKP25S
Ordering example for the grade WKP35S: P26315R10 WKP35S
Ordering example for the grade WPP35G: P26315R10 WPP35G

HC = Coated carbide

D2

WALTER SELECT Optimum indexable insert for → Good = ☺ → Average = 😐 → Poor = ☹ machining conditions

Positive triangular
P26335 / P26337 / P26339
Tiger·tec® Gold

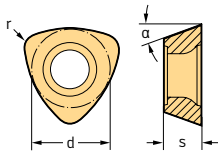

Indexable inserts

	Designation	Tolerance class	Number of cutting edges	s mm	d mm	r mm	α	P HC WKP25S	P HC WKP35G	P HC WKP35S	P HC WPP35G	P HC WSP45G	M HC WSM35G	M HC WSP45G	K HC WKP25S	K HC WKP35G	K HC WKP35S	K HC WPP35G	S HC WSM35G	S HC WSP45G
	P26335R10	M	3	3,18	6,75	0,8	14°		☹	☹	☹	☹	☹	☹		☹	☹	☹	☹	☹
	P26335R14	M	3	3,97	9,52	1,2	14°	😐	☹	☹	☹	☹	☹	☹	😐	☹	☹	☹	☹	☹
	P26335R25	M	3	5,56	13	2	14°	😐	☹	☹	☹	☹	☹	☹	😐	☹	☹	☹	☹	☹
	P26337R10	M	3	3,18	6,75	0,8	14°					☹		☹						☹
	P26337R14	M	3	3,97	9,52	1,2	14°		☹	☹	☹	☹		☹		☹	☹	☹		☹
	P26337R25	M	3	5,56	13	2	14°	😐	☹	☹	☹	☹		☹	😐	☹	☹	☹		☹
	P26339R10	M	3	3,18	6,75	0,8	14°		☹	☹	☹	☹	☹	☹		☹	☹	☹	☹	☹
	P26339R14	M	3	3,97	9,52	1,2	14°		☹	☹	☹	☹	☹	☹		☹	☹	☹	☹	☹
	P26339R25	M	3	5,56	13	2	14°		☹	☹	☹	☹	☹	☹		☹	☹	☹	☹	☹

Ordering example for the grade WKP35G: P26335R10 WKP35G

HC = Coated carbide

D2

WALTER SELECT Optimum indexable insert for → Good = 😊 → Average = 😐 → Poor = ☹ machining conditions

☹ 😐 ☹ / ★ = New addition to the product range

www.isotool.se
Tel. 044 - 24 55 70

Positive triangular
P26379
Tiger·tec® Gold

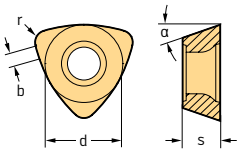

Indexable inserts

	Designation	Tolerance class	Number of cutting edges	s mm	d mm	r mm	α	b mm	P HC WKP35G	P HC WKP35S	P HC WPP35G	P HC WSP45G	M HC WSP45G	K HC WKP35G	K HC WKP35S	K HC WPP35G	S HC WSP45G
	P26379-R10	M	3	3,18	6,75	0,8	14°	0,9				☹	☹				☹
	P26379-R14	M	3	3,97	9,52	1,2	14°	1	☹	☹	☹	☹	☹	☹	☹	☹	☹
	P26379-R25	M	3	5,56	13	2	14°	1,1	☹	☹	☹	☹	☹	☹	☹	☹	☹

Ordering example for the grade WSP45G: P26379-R10 WSP45G

HC = Coated carbide

Profile milling cutter inserts
P3204 / P3201
Tiger·tec® Gold

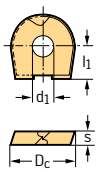

Indexable inserts

	Designation	Tolerance class	Number of cutting edges	$D_c^{-0,03}$ mm	s mm	l_1 mm	d_1 mm	P HC WHH15X	P HC WKP25	P HC WKP35	P HC WSP46G	M HC WSM36G	M HC WSP46G	K HC WHH15X	K HC WKP25	K HC WKP35	S HC WSM36G	S HC WSP46G	H HC WHH15X
	P3204-D08	H	2	8	2	4	3				☹	☹	☹	☺			☹	☹	☺
	P3204-D10	H	2	10	2,5	5	4				☹	☹	☹	☺			☹	☹	☺
	P3204-D12	H	2	12	2,5	6	5				☹	☹	☹	☺			☹	☹	☺
	P3204-D16	H	2	16	3	6	5				☹	☹	☹	☺			☹	☹	☺
	P3204-D20	H	2	20	3	6	5				☹	☹	☹	☺			☹	☹	☺
	P3204-D25	H	2	25	4	9	6				☹	☹	☹	☺			☹	☹	☺
	P3204-D30	H	2	30	5	10	8				☹	☹	☹	☺			☹	☹	☺
	P3204-D32	H	2	32	5	10	8				☹	☹	☹	☺			☹	☹	☺
	P3204-D07.94	H	2	7,940	2	4	3				☹		☹	☺				☹	☺
	P3204-D09.52	H	2	9,530	2,5	5	4				☹	☹	☹	☺			☹	☹	☺
	P3204-D12.7	H	2	12,700	2,5	6	5				☹	☹	☹	☺			☹	☹	☺
	P3204-D15.87	H	2	15,880	3	6	5				☹	☹	☹	☺			☹	☹	☺
	P3204-D19.05	H	2	19,050	3	6	5				☹	☹	☹	☺			☹	☹	☺
	P3204-D25.4	H	2	25,400	4	9	6				☹	☹	☹	☺			☹	☹	☺
	P3204-D31.75	H	2	31,750	5	10	8				☹		☹	☺				☹	☺

Ordering example for the grade WHH15X: P3204-D08 WHH15X
Ordering example for the grade WSM36G: P3204-D08 WSM36G

HC = Coated carbide

D2

WALTER SELECT Optimum indexable insert for → Good = ☺ → Average = 😐 → Poor = ☹ machining conditions

Profile milling cutter inserts
P3204 / P3201
Tiger·tec® Gold

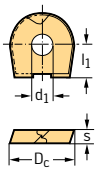

Indexable inserts

	Designation	Tolerance class	Number of cutting edges	$D_c^{-0,03}$ mm	s mm	l_1 mm	d_1 mm	P HC				M HC		K HC			S HC		H HC
								WHH15X	WKP25	WKP35	WSP46G	WSM36G	WSP46G	WHH15X	WKP25	WKP35	WSM36G	WSP46G	WHH15X
	P3201-D08	H	2	8	2	4	3	☺						☺					☺
	P3201-D10	H	2	10	2,5	5	4	☺	😐	☹				☺	😐	☹			☺
	P3201-D12	H	2	12	2,5	6	5	☺	😐	☹				☺	😐	☹			☺
	P3201-D16	H	2	16	3	6	5	☺	😐	☹				☺	😐	☹			☺
	P3201-D20	H	2	20	3	6	5	☺	😐	☹				☺	😐	☹			☺
	P3201-D25	H	2	25	4	9	6	☺	😐	☹				☺	😐	☹			☺
	P3201-D30	H	2	30	5	10	8	☺						☺					☺
	P3201-D32	H	2	32	5	10	8	☺						☺					☺
	P3201-D07.94	H	2	7,940	2	4	3	☺						☺					☺
	P3201-D09.52	H	2	9,530	2,5	5	4	☺						☺					☺
	P3201-D12.7	H	2	12,700	2,5	6	5	☺						☺					☺
	P3201-D15.87	H	2	15,880	3	6	5	☺						☺					☺
	P3201-D19.05	H	2	19,050	3	6	5	☺						☺					☺
	P3201-D25.4	H	2	25,400	4	9	6	☺						☺					☺
	P3201-D31.75	H	2	31,750	5	10	8	☺						☺					☺

Ordering example for the grade WHH15X: P3204-D08 WHH15X
Ordering example for the grade WSM36G: P3204-D08 WSM36G

HC = Coated carbide

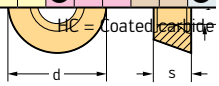

Positive round
ROMX / ROHX
Tiger·tec® Gold

Indexable inserts

	Designation	Tolerance class	Number of cutting edges	s mm	d mm	α	d_1 mm	P HC					M HC				K HC			S HC		
								WKP35G	WKP35S	WPP35G	WMP45G	WSP45G	WSM35G	WMP45G	WSM45X	WSP45G	WKP35G	WKP35S	WPP35G	WSM35G	WSM45X	WSP45G
	ROMX0803M0-D57	M	4	3,18	8	11°	3,4						😐							😐		
	ROMX10T3M0-D57	M	4	3,97	10	11°	4,4	😐	😐	☹	☹	☹	😐	☹	☹	☹	☹	☹	☹	😐	☹	☹
	ROMX1204M0-D57	M	4	4,76	12	11°	4,4	😐	😐	☹	☹	☹	😐	☹	☹	☹	☹	☹	☹	😐	☹	☹
	ROMX1605M0-D57	M	6	5,56	16	15°	5,5	😐	😐	☹		☹	😐			☹	☹	☹	☹	😐		☹
	ROMX10T3M0-D67	M	8	3,97	10	11°	3,9					😐	😐		😐	😐				😐	😐	😐
	ROMX1204M0-D67	M	4	4,76	12	11°	4,4				😐	😐		😐	😐	😐					😐	😐
	ROMX10T3M0-F67	M	4	3,97	10	11°	4,4					☹			☹	☹					☹	☹
	ROMX1204M0-F67	M	4	4,76	12	11°	4,4				☹	☹		☹	☹	☹					☹	☹
	ROMX250700-G77	M	8	7,94	25	15°	8,6					😐				😐						😐
	ROHX1204M0T-A27	H	4	4,76	12	11°	4,4	☹	☹	☹							☹	☹	☹			
	ROHX1605M0T-A27	H	6	5,56	16	15°	5,5	☹	☹	☹							☹	☹	☹			

Ordering example for the grade WSM35G: ROMX0803M0-D57 WSM35G

HC = Coated carbide

WALTER SELECT Optimum indexable insert for → Good = ☺ → Average = 😐 → Poor = ☹ machining conditions

☹ 😐 ☺ / ★ = New addition to the product range

www.isotool.se
Tel. 044 - 24 55 70

D2

Positive round
ROMX / ROHX
Tiger·tec® Gold

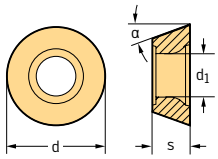

Indexable inserts

	Designation	Tolerance class	Number of cutting edges	s mm	d mm	α	d_1 mm	P HC WKP35G	P HC WKP35S	P HC WPP35G	P HC WMP45G	P HC WSP45G	M HC WSM35G	M HC WMP45G	M HC WSM45X	M HC WSP45G	K HC WKP35G	K HC WKP35S	K HC WPP35G	S HC WSM35G	S HC WSM45X	S HC WSP45G
	ROHX0803M0-D57	H	4	3,18	8	11°	3,4						😐							😐		
	ROHX10T3M0-D57	H	4	3,97	10	11°	4,4		😐	😟		😣	😐			😣		😣	😖	😐		😣
	ROHX1204M0-D57	H	4	4,76	12	11°	4,4	😐	😐	😟		😣	😐			😣	😣	😣	😖	😐		😣
	ROHX1605M0-D57	H	6	5,56	16	15°	5,5		😐	😟		😣				😣		😣	😖			😣
	ROHX2006M0-D57	H	8	6,35	20	15°	6,5					😣				😣						😣
	ROHX0803M0-D67	H	4	3,18	8	11°	3,4						😐							😐		
	ROHX10T3M0-D67	H	4	3,97	10	11°	4,4					😐	😐			😐				😐		😐
	ROHX1204M0-D67	H	4	4,76	12	11°	4,4	😐				😐	😐			😐	😐			😐		😐
	ROHX1605M0-D67	H	6	5,56	16	15°	5,5					😐				😐						😐
	ROHX10T3M0-F67	H	4	3,97	10	11°	4,4					😣	😐			😣				😐		😣
	ROHX1204M0-F67	H	4	4,76	12	11°	4,4	😐				😣	😐			😣	😣			😐		😣

Ordering example for the grade WSM35G: ROMX0803M0-D57 WSM35G

HC = Coated carbide

D2

WALTER SELECT Optimum indexable insert for → Good = 😊 → Average = 😐 → Poor = 😣 machining conditions

Positive round
ROMX / ROHX / ROGX
Tiger·tec® Gold

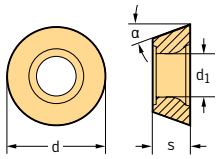

Indexable inserts

	Designation	Tolerance class	Number of cutting edges	s mm	d mm	α	d_1 mm	P HC						M HC			K HC						N HC	N HW	S HC			H HC
								WHH15X	WKP25S	WKP35G	WKP35S	WPP35G	WSP45G	WSM35G	WSM45X	WSP45G	WHH15X	WKK25G	WKP25S	WKP35G	WKP35S	WPP35G	WXN15	WK10	WSM35G	WSM45X	WSP45G	WHH15X
	ROMX10T3M0T8-A27	M	8	3,97	10	11°	3,9			☹	☹							☹		☹	☹							
	ROMX1204M0T8-A27	M	8	4,76	12	11°	4,4			☹	☹							☹		☹	☹							
	ROMX1605M0T8-A27	M	8	5,56	16	15°	5,5			☹	☹							☹		☹	☹							
	ROMX2006M0T8-A27	M	8	6,35	20	15°	6,5		😐	☹	☹							☹	☹	☹	☹							
	ROMX0803M04-D57	M	4	3,18	8	11°	3,4					😐	☹	😐		☹		😐				☹			😐		😐	
	ROMX10T3M08-D57	M	8	3,97	10	11°	3,9			😐		😐	☹	😐		☹		😐		☹		☹			😐		☹	
	ROMX1204M08-D57	M	8	4,76	12	11°	4,4			😐		😐	☹	😐		☹		😐		☹		☹			😐		☹	
	ROMX1605M08-D57	M	8	5,56	16	15°	5,5			😐		😐	☹	😐		☹		😐		☹		☹			😐		☹	
	ROMX2006M08-D57	M	8	6,35	20	15°	6,5			😐		😐	☹	😐		☹		😐		☹		☹			😐		☹	
	ROMX10T3M08-F67	M	8	3,97	10	11°	3,9						☹	😐	☹	☹									😐	☹	☹	
	ROMX1204M08-F67	M	8	4,76	12	11°	4,4						☹	😐	☹	☹									😐	☹	☹	
	ROMX1605M08-F67	M	8	5,56	16	15°	5,5						😐	😐	☹	😐									😐	☹	😐	
	ROHX2006M0T8-A27	H	8	6,35	20	15°	6,5					☹										☹						
	ROHX0803M04-A57	H	4	3,18	8	11°	3,4	☺		☹							☺	😐		☹								☺
	ROHX10T3M08-A57	H	8	3,97	10	11°	3,9	☺		☹							☺	😐		☹								☺
	ROHX1204M08-A57	H	8	4,76	12	11°	4,4	☺		☹							☺	😐		☹								☺
	ROHX1605M08-A57	H	8	5,56	16	15°	5,5	☺		☹							☺	😐		☹								☺
	ROHX2006M08-A57	H	8	6,35	20	15°	6,5	☺		☹							☺	😐		☹								☺
	ROHX0803M04-D57	H	4	3,18	8	11°	3,4					😐	☹	😐		☹						☹			😐		😐	
	ROHX2006M08-D57	H	8	6,35	20	15°	6,5					😐										☹						
	ROHX0803M04-D67	H	4	3,18	8	11°	3,4						😐			😐											😐	
	ROGX0803M04-G88	G	4	3,18	8	11°	3,4																☺	😐				
	ROGX10T3M08-G88	G	8	3,97	10	11°	3,9																☺	😐				
	ROGX1204M08-G88	G	8	4,76	12	11°	4,4																☺	😐				
	ROGX1605M08-G88	G	8	5,56	16	15°	5,5																☺	😐				
	ROGX2006M08-G88	G	8	6,35	20	15°	6,5																☺	😐				

Ordering example for the grade WKK25G: ROMX10T3M0T8-A27 WKK25G

HC = Coated carbide
HW = Uncoated carbide

D2

WALTER SELECT Optimum indexable insert for → Good = ☺ → Average = 😐 → Poor = ☹ machining conditions

☺ 😐 ☹ / ★ = New addition to the product range

www.isotool.se
Tel. 044 - 24 55 70

Ceramic insert – Positive round
RPGN

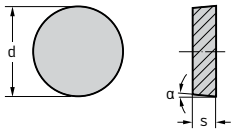

Indexable inserts

	Designation	d mm	s mm	α	S CS WIS10	S CS WIS30
	RPGN090300E	9,525	3,18	11°	☺	☹
	RPGN120400E	12,7	4,76	11°	☺	☹
	RPGN090300T01020	9,525	3,18	11°	☺	☹
	RPGN120400T01020	12,7	4,76	11°	☺	☹

See the ISO 1832 designation key for dimensions
Ordering example for the grade WIS10: RPGN090300E WIS10

CS = Uncoated ceramic SiAlON

Positive round
RDGT / RDHW / RDMW / RDMT
Tiger·tec® Gold

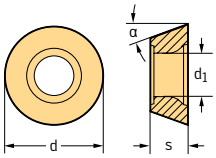

Indexable inserts

	Designation	Tolerance class	Number of cutting edges	s mm	d mm	α	d_1 mm	P HC WHH15X	P HC WKP25S	P HC WKP35G	P HC WKP35S	P HC WPP35G	P HC WSP45G	M HC WSM35G	M HC WSP45G	K HC WHH15X	K HC WKP25S	K HC WKP35G	K HC WKP35S	K HC WPP35G	N HC WXN15	N HW WK10	S HC WSM35G	S HC WSP45G	H HC WHH15X
	RDGT0803M0-G88	G	4	3,18	8	15°	3,4														☺	☺			
	RDGT1204M0-G88	G	6	4,76	12	15°	4,4														☺	☺			
	RDGT1605M0-G88	G	6	5,56	16	15°	5,5														☺	☺			
	RDGT2006M0-G88	G	6	6,35	20	15°	6,5														☺	☺			
	RDHW0803M0-A57	H	4	3,18	8	15°	3,4	☺								☺									☺
	RDHW10T3M0-A57	H	4	3,97	10	15°	4,4	☺								☺									☺
	RDHW1204M0-A57	H	6	4,76	12	15°	4,4	☺								☺									☺
	RDHW1605M0-A57	H	6	5,56	16	15°	5,5	☺								☺									☺
	RDHW2006M0-A57	H	6	6,35	20	15°	6,5	☺								☺									☺
	RDMW0803M0T-A27	M	4	3,18	8	15°	3,4				☹	☹							☹	☹					
	RDMW10T3M0T-A27	M	4	3,97	10	15°	4,4				☹	☹							☹	☹					
	RDMW1204M0T-A27	M	6	4,76	12	15°	4,4				☹	☹							☹	☹					
	RDMW1605M0T-A27	M	6	5,56	16	15°	5,5		😐	☹	☹	☹					😐	☹	☹	☹					
	RDMW2006M0T-A27	M	6	6,35	20	15°	6,5		😐	☹	☹	☹					😐	☹	☹	☹					
	RDMT0803M0-D57	M	4	3,18	8	15°	3,4				😐	☹	☹	😐	☹				☹	☹			😐	☹	
	RDMT10T3M0-D57	M	4	3,97	10	15°	4,4		☺	😐	😐	☹	☹		☹		😐	☹	☹	☹				☹	
	RDMT1204M0-D57	M	6	4,76	12	15°	4,4			😐	😐	☹	☹	😐	☹			☹	☹	☹			😐	☹	
	RDMT1605M0-D57	M	6	5,56	16	15°	5,5		☺	😐	😐	☹	☹	😐	☹		😐	☹	☹	☹			😐	☹	
	RDMT2006M0-D57	M	6	6,35	20	15°	6,5				😐	☹	☹	😐	☹				☹	☹			😐	☹	

Ordering example for the grade WK10: RDGT0803M0-G88 WK10

HC = Coated carbide
HW = Uncoated carbide

WALTER SELECT Optimum indexable insert for → Good = ☺ → Average = 😐 → Poor = ☹ machining conditions

Positive round
RDHX / RDMX / RDGX
Tiger·tec® Gold

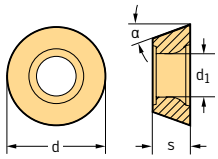

Indexable inserts

	Designation	Tolerance class	Number of cutting edges	s mm	d mm	α	d_1 mm	P HC WHH15X	P HC WKP25S	P HC WKP35G	P HC WKP35S	P HC WPP35G	P HC WSP45G	M HC WSM35G	M HC WSP45G	K HC WHH15X	K HC WKK25G	K HC WKP25S	K HC WKP35G	K HC WKP35S	K HC WPP35G	N HW WK10	S HC WSM35G	S HC WSP45G	H HC WHH15X
	RDHX1003M0T-A27	H	4	3,18	10	15°	4,4					☹									☹				
	RDHX12T3M0T-A27	H	6	3,97	12	15°	4,4		😐	☹								😐	☹						
	RDHX1604M0T-A27	H	6	4,76	16	15°	5,5		😐									😐							
	RDHX2006M0T-A27	H	6	5,97	20	15°	5,5				☹	☹								☹	☹				
	RDHX0501M0-A57	H	4	1,47	5	15°	2,2	☺								☺									☺
	RDHX0702M0-A57	H	4	2,35	7	15°	2,8	☺								☺									☺
	RDHX07T1M0-A57	H	4	1,96	7	15°	2,8	☺	😐	☹	☹					☺	😐	😐	☹	☹					☺
	RDHX1003M0-A57	H	4	3,18	10	15°	4,4	☺								☺									☺
	RDHX12T3M0-A57	H	6	3,97	12	15°	4,4	☺								☺									☺
	RDHX1604M0-A57	H	6	4,76	16	15°	5,5	☺								☺									☺
	RDMX1003M0T-A27	M	4	3,18	10	15°	4,4		😐	☹		☹						😐	☹		☹				
	RDMX12T3M0T-A27	M	6	3,97	12	15°	4,4		😐	☹	☹	☹						😐	☹	☹	☹				
	RDMX1604M0T-A27	M	6	4,76	16	15°	5,5		😐	☹	☹	☹						😐	☹	☹	☹				
	RDGX07T1M0-G88	G	4	1,94	7	15°	2,8															😐			
	RDGX1604M0-G88	G	6	4,76	16	15°	5,5															😐			
	RDMX0501M0-D57	M	4	1,45	5	15°	2,2						☹	😐	☹								😐	☹	
	RDMX07T1M0-D57	M	4	1,94	7	15°	2,8		☺	😐	😐		☹	😐	☹		😐	😐	☹	☹			😐	☹	
	RDMX1003M0-D57	M	4	3,18	10	15°	4,4						☹		☹									☹	

Ordering example for the grade WPP35G: RDHX1003M0T-A27 WPP35G

HC = Coated carbide
HW = Uncoated carbide

D2

WALTER SELECT Optimum indexable insert for → Good = ☺ → Average = 😐 → Poor = ☹ machining conditions

☺ 😐 ☹ / ★ = New addition to the product range

www.isotool.se
Tel. 044 - 24 55 70

Positive square
SCMT / SCGT / SCHT
Tiger·tec® Gold

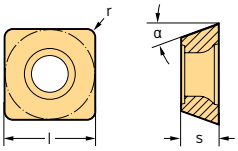

Indexable inserts

	Designation	Tolerance class	Number of cutting edges	s mm	l mm	r mm	α	P HC WKP35G	P HC WPP35G	P HC WSP45G	M HC WSM45X	M HC WSP45G	K HC WKP35G	K HC WPP35G	N HC WXN15	N HW WN15	S HC WSM45X	S HC WSP45G
	SCMT110502-G55	M	4	5,16	11,1	0,2	11°	😐	😐	😐		😐	😐	😐				😐
	SCMT110502-G55W	M	4	5,16	11,1	0,2	11°			😐	😐	😐					😐	😐
	SCMT110502-F55	M	4	5,16	11,1	0,2	11°	😐	😐	😐		😐	😐	😐				😐
	SCGT110502-G51	G	4	5,16	11,1	0,2	11°	😐	😐	😐		😐	😐	😐				😐
	SCHT110502-K85	H	4	5,16	11,1	0,2	11°								🙂	😐		

Ordering example for the grade WKP35G: SCMT110502-G55 WKP35G

HC = Coated carbide
HW = Uncoated carbide

D2

WALTER SELECT Optimum indexable insert for → Good = 🙂 → Average = 😐 → Poor = 😣 machining conditions

www.isotool.se
Tel. 044 - 24 55 70

Finishing inserts
SDHT / SDMW / SDMT
Tiger·tec® Gold

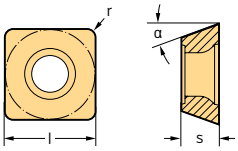

Indexable inserts

	Designation	Tolerance class	Number of cutting edges	s mm	l mm	r mm	α	P HC					M HC			K HC						N HC	HW	S HC		
								WKP25S	WKP35G	WKP35S	WPP35G	WSP45G	WSM35G	WSM45X	WSP45G	WAK15	WKK25G	WKP25S	WKP35G	WKP35S	WPP35G	WXN15	WK10	WSM35G	WSM45X	WSP45G
	SDHT06T204-G88	H	4	2,78	6,35	0,4	15°															●	●			
	SDHT09T304-G88	H	4	3,97	9,52	0,4	15°															●	●			
	SDHT09T308-G88	H	4	3,97	9,52	0,8	15°															●	●			
	SDHT120408-G88	H	4	4,76	12,7	0,8	15°															●	●			
	SDMW06T204-A57	M	4	2,78	6,35	0,4	15°	●	◆	◆								●	◆	◆						
	SDMW09T308-A57	M	4	3,97	9,52	0,8	15°	●	◆		◆							●	◆		◆					
	SDMW09T320-A57	M	4	3,97	9,52	2	15°		◆			◆			●		●		◆							◆
	SDMW120408-A57	M	4	4,76	12,7	0,8	15°	●	◆		◆							●	◆		◆					
	SDMW120425-A57	M	4	4,76	12,7	2,5	15°		◆			◆			●		●		◆							◆
	SDMT06T204-D51	M	4	2,78	6,35	0,4	15°	●	●		●	◆			●			●	◆		◆					◆
	SDMT09T308-D51	M	4	3,97	9,52	0,8	15°	●	●		●	◆			●			●	◆		◆					◆
	SDMT120408-D51	M	4	4,76	12,7	0,8	15°	●	●		●	◆			●			●	◆		◆					◆
	SDMT06T204-D57	M	4	2,78	6,35	0,4	15°	●	●		●	◆	●		●		●	●	●		◆			●		◆
	SDMT09T308-D57	M	4	3,97	9,52	0,8	15°	●	●		●	◆	●		●		●	●	●		◆			●		◆
	SDMT120408-D57	M	4	4,76	12,7	0,8	15°	●	●		●	◆	●		●		●	●	●		◆			●		◆
	SDMT06T204-F57	M	4	2,78	6,35	0,4	15°	●	●		●	◆	●	◆	◆	●		●	◆		◆			●	◆	◆
	SDMT06T208-F57	M	4	2,78	6,35	0,8	15°		●		●	◆			●				◆		◆					◆
	SDMT06T212-F57	M	4	2,78	6,35	1,2	15°		●		●	◆	●	◆	◆				◆		◆			●	◆	◆
	SDMT09T304-F57	M	4	3,97	9,52	0,4	15°		●	●		◆			●				◆	◆						◆
	SDMT09T308-F57	M	4	3,97	9,52	0,8	15°	●	●	●	●	◆	●	◆	◆	●		●	◆	◆	◆			●	◆	◆
	SDMT09T312-F57	M	4	3,97	9,52	1,2	15°		●	●		◆			●				◆	◆						◆
	SDMT09T316-F57	M	4	3,97	9,52	1,6	15°		●	●		◆			●				◆	◆						◆
	SDMT09T320-F57	M	4	3,97	9,52	2	15°		●		●	◆	●	◆	◆				◆		◆			●	◆	◆
	SDMT120408-F57	M	4	4,76	12,7	0,8	15°	●	●		●	◆	●	◆	◆	●		●	◆		◆			●	◆	◆
	SDMT120412-F57	M	4	4,76	12,7	1,2	15°		●		●	◆			●				◆		◆					◆
	SDMT120416-F57	M	4	4,76	12,7	1,6	15°		●	●		◆			●				◆	◆						◆
	SDMT120420-F57	M	4	4,76	12,7	2	15°		●	●		◆			●				◆	◆						◆
	SDMT120425-F57	M	4	4,76	12,7	2,5	15°		●		●	◆	●	◆	◆				◆		◆			●	◆	◆

Ordering example for the grade WK10: SDHT06T204-G88 WK10

HC = Coated carbide
HW = Uncoated carbide

D2

WALTER SELECT Optimum indexable insert for → Good = ● → Average = ● → Poor = ◆ machining conditions

● ● ◆ / ★ = New addition to the product range

www.isotool.se
Tel. 044 - 24 55 70

Positive square
SDGW

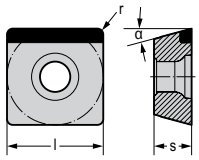

Indexable inserts

	Designation	Tolerance class	Number of cutting edges	l mm	s mm	α	r mm	N DP WDN20
	SDGW09T304-A88	G	1	9,52	3,97	15°	0,4	☺
	SDGW120408-A88	G	1	12,7	4,76	15°	0,8	☺

Ordering example for the grade WDN20: SDGW09T304-A88 WDN20

DP = Polycrystalline diamond

Positive square
SDMX
Tiger·tec® Gold

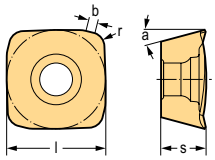

Indexable inserts

	Designation	Tolerance class	Number of cutting edges	s mm	l mm	r mm	α	b mm	P HC WKP35G	P HC WPP35G	P HC WSP45G	M HC WSM35G	M HC WSM45X	M HC WSP45G	K HC WKP35G	K HC WPP35G	S HC WSM35G	S HC WSM45X	S HC WSP45G
	SDMX0904ZDR-E27	M	4	4,62	9,52	1	15°	0,8	☺		☹	☺		☹	☹		☺		☹
	SDMX1205ZDR-E27	M	4	5,84	12,7	2	15°	1,2	☺	☺	☹	☺		☹	☹	☹	☺		☹
	SDMX0904ZDR-E57	M	4	4,62	9,52	1	15°	0,8	☺		☹	☹	☹	☹	☹		☹	☹	☹
	SDMX1205ZDR-E57	M	4	5,84	12,7	2	15°	1,2	☺		☹	☹	☹	☹	☹		☹	☹	☹

Ordering example for the grade WKP35G: SDMX0904ZDR-E27 WKP35G

HC = Coated carbide

D2

WALTER SELECT Optimum indexable insert for → Good = ☺ → Average = 😐 → Poor = ☹ machining conditions

Positive square
SDMT
Tiger·tec® Gold

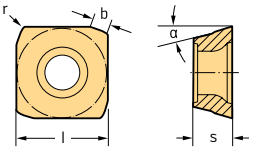

Indexable inserts

	Designation	Tolerance class	Number of cutting edges	s mm	l mm	r mm	α	b mm	P HC WKP35G	P HC WPP35G	P HC WSP45G	M HC WSP45G	K HC WKP35G	K HC WPP35G	S HC WSP45G
	SDMT06T2ZDR-D57	M	4	2,78	6,35	0,4	15°	1,2	☺	☺	☹	☹	☹	☹	☹
	SDMT09T3ZDR-D57	M	4	3,97	9,52	0,8	15°	1,2	☺	☺	☹	☹	☹	☹	☹
	SDMT1204ZDR-D57	M	4	4,76	12,7	0,8	15°	1,8	☺	☺	☹	☹	☹	☹	☹

Ordering example for the grade WKP35G: SDMT06T2ZDR-D57 WKP35G

HC = Coated carbide

Positive square
SDGT
Tiger·tec® Gold

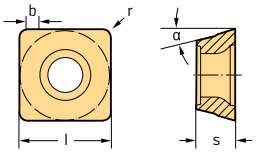

Indexable inserts

	Designation	Tolerance class	Number of cutting edges	s mm	l mm	r mm	α	b mm	P HC WKP25S	P HC WKP35G	P HC WKP35S	P HC WPP35G	P HC WSP45G	M HC WSM35G	M HC WSP45G	K HC WKP25S	K HC WKP35G	K HC WKP35S	K HC WPP35G	S HC WSM35G	S HC WSP45G
	SDGT06T2PDR-D57	G	4	2,78	6,35	0,4	15°	1,2	☺	☺	☺		☹	☺	☹	☺	☺	☺		☺	☹
	SDGT09T3PDR-D57	G	4	3,97	9,52	0,8	15°	1,2	☺	☺		☺	☹	☺	☹	☺	☺		☺	☺	☹
	SDGT1204PDR-D57	G	4	4,76	12,7	0,8	15°	1,6	☺	☺		☺	☹	☺	☹	☺	☺		☺	☺	☹

Ordering example for the grade WKP25S: SDGT06T2PDR-D57 WKP25S
Ordering example for the grade WKP35G: SDGT06T2PDR-D57 WKP35G

HC = Coated carbide

D2

WALTER SELECT Optimum indexable insert for → Good = ☺ → Average = 😐 → Poor = ☹ machining conditions

☺ 😐 ☹ / ★ = New addition to the product range

www.isotool.se
Tel. 044 - 24 55 70

Positive square
SDMW / SDMT / SDET / SDGX
Tiger·tec® Gold

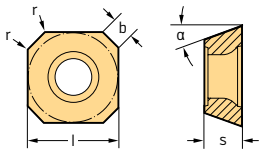

Indexable inserts

	Designation	Tolerance class	Number of cutting edges	s mm	l mm	r mm	α	b mm	P HC WKP25S	P HC WKP35G	P HC WKP35S	P HC WPP35G	P HC WSP45G	P HT WEP20	M HC WSM35G	M HC WSM45X	M HC WSP45G	K HC WAK15	K HC WKK25G	K HC WKP25S	K HC WKP35G	K HC WKP35S	K HC WPP35G	N HC WXN15	N HW WK10	S HC WSM35G	S HC WSM45X	S HC WSP45G
	SDMW09T3AZN-A57	M	4	3,97	9,52	0,3	15°	1,2		☠		☠						☻			☠		☠					
	SDMW1204AZN-A57	M	4	4,76	12,7	0,3	15°	1,4	😐	☠	☠									😐	☠	☠							
	SDMT09T3AZN-D57	M	4	3,97	9,52	0,3	15°	1,2	☻	😐		😐	☠		😐		☠		😐	😐	☠		☠			😐		☠
	SDMT1204AZN-D57	M	4	4,76	12,7	0,3	15°	1,4	☻	😐		😐	☠		😐		☠	☻	😐	😐	☠		☠			😐		☠
	SDET09T3AZN-F57	E	4	3,97	9,52	0,3	15°	1,4						☻														
	SDET1204AZN-F57	E	4	4,76	12,7	0,3	15°	1,8						☻														
	SDMT09T3AZN-F57	M	4	3,97	9,52	0,3	15°	1,4	☻	😐		😐	☠			☠	☠			😐	☠		☠				☠	☠
	SDMT1204AZN-F57	M	4	4,76	12,7	0,3	15°	1,8	☻	😐		😐	☠			☠	☠			😐	☠		☠				☠	☠
	SDGT09T3AZN-F57	G	4	3,97	9,52	0,3	15°	1,4	☻	😐		😐	☠		😐		☠	☻		😐	☠		☠			😐		☠
	SDGT1204AZN-F57	G	4	4,76	12,7	0,3	15°	1,8	☻	😐	😐		☠		😐		☠	☻		😐	☠	☠				😐		☠
	SDGT09T3AZN-G77	G	4	3,97	9,52	0,3	15°	1,2					😐				😐											😐
	SDGT1204AZN-G77	G	4	4,76	12,7	0,3	15°	1,4					😐				😐											😐
	SDHT09T3AZN-G88	H	4	3,97	9,52	0,3	15°	1,2																☻	😐			
	SDHT1204AZN-G88	H	4	4,76	12,7	0,3	15°	1,4																☻	😐			

Ordering example for the grade WAK15: SDMW09T3AZN-A57 WAK15
Ordering example for the grade WKP35G: SDMW09T3AZN-A57 WKP35G

HC = Coated carbide
HT = Uncoated cermet
HW = Uncoated carbide

D2

WALTER SELECT Optimum indexable insert for → Good = ☻ → Average = 😐 → Poor = ☠ machining conditions

New addition to the product range = ☻ 😐 ☠ / ★

Positive square
SDGW

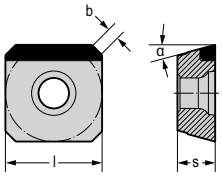

Indexable inserts

	Designation	Tolerance class	Number of cutting edges	s mm	b mm	α	N DP WDN20
	SDGW09T3AZR-A88	G	1	3,97	1,2	15°	☺

Ordering example for the grade WDN20: SDGW09T3AZR-A88 WDN20

DP = Polycrystalline diamond

Positive square
SPGT / SPHT / SPMW / SPMT / SDEB / SPEB
Tiger·tec® Gold

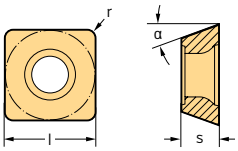

Indexable inserts

	Designation	Tolerance class	Number of cutting edges	s mm	l mm	r mm	α	P HC WKP25S	P HC WKP35G	P HC WKP35S	P HC WPP35G	P HC WSP45G	M HC WSM35G	M HC WSP45G	K HC WAK15	K HC WKP25S	K HC WKP35G	K HC WKP35S	K HC WPP35G	K HW WKM	N HC WXN15	N HW WK10	S HC WSM35G	S HC WSP45G
	SPGT120606-F57	G	4	6,35	12,7	0,6	11°						☹										☹	
	SPHT060304-G88	H	4	3,18	6,35	0,4	11°														☺	☹		
	SPHT09T308-G88	H	4	3,97	9,52	0,8	11°														☺	☹		
	SPHT120408-G88	H	4	4,76	12,7	0,8	11°														☺	☹		
	SPMW060304T-A27	M	4	3,18	6,35	0,4	11°				☒								☒					
	SPMW09T308T-A27	M	4	3,97	9,52	0,8	11°	☹			☒					☹			☒					
	SPMW120408T-A27	M	4	4,76	12,7	0,8	11°	☹			☒					☹			☒					
	SPMW120606T-A27	M	4	6,35	12,7	0,6	11°				☒								☒					
	SPMW060304-A57	M	4	3,18	6,35	0,4	11°	☹							☺	☹								
	SPMW09T308-A57	M	4	3,97	9,52	0,8	11°	☹			☒				☺	☹			☒					
	SPMW120408-A57	M	4	4,76	12,7	0,8	11°	☹			☒				☺	☹			☒					
	SPMT060304-D51	M	4	3,18	6,35	0,4	11°	☺		☹	☹	☒	☹	☒		☹		☒	☒				☹	☒
	SPMT09T308-D51	M	4	3,97	9,52	0,8	11°	☺			☹	☒	☹	☒		☹			☒				☹	☒
	SPMT120408-D51	M	4	4,76	12,7	0,8	11°	☺			☹	☒	☹	☒		☹			☒				☹	☒
	SPMT120606-D51	M	4	6,35	12,7	0,6	11°				☹	☒		☒					☒					☒
	SPMT120606-D57	M	4	6,35	12,7	0,6	11°	☺			☹	☒		☒		☹			☒					☒

Ordering example for the grade WSM35G: SPGT120606-F57 WSM35G

HC = Coated carbide
HW = Uncoated carbide

WALTER SELECT Optimum indexable insert for → Good = ☺ → Average = ☹ → Poor = ☒ machining conditions

☺ ☹ ☒ / ★ = New addition to the product range

Positive square

SPGT / SPHT / SPMW / SPMT / SDEB / SPEB

Tiger·tec® Gold

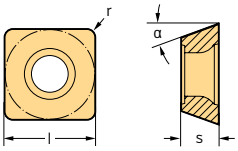

Indexable inserts

	Designation	Tolerance class	Number of cutting edges	s mm	l mm	r mm	α	P HC WKP25S	P HC WKP35G	P HC WKP35S	P HC WPP35G	P HC WSP45G	M HC WSM35G	M HC WSP45G	K HC WAK15	K HC WKP25S	K HC WKP35G	K HC WKP35S	K HC WPP35G	K HW WKM	N HC WXN15	N HW WK10	S HC WSM35G	S HC WSP45G
	SPMT060304-F55	M	4	3,18	6,35	0,4	11°	☺	😐		😐	☹	😐	😐	☺	😐	😐		😐				😐	☹
	SPMT09T308-F55	M	4	3,97	9,52	0,8	11°	☺	😐		😐	☹	😐	😐	☺	😐	😐		😐				😐	☹
	SPMT120408-F55	M	4	4,76	12,7	0,8	11°	☺	😐		😐	☹	😐	😐	☺	😐	😐		😐				😐	☹
	SDEB090308-A67	E	4	3,18	9,52	0,8	15°					☹		☹										☹
	SPEB090308-A67	E	4	3,18	9,52	0,8	11°					☹	☹	☹									😐	☹
	SPEB120308-A67	E	4	3,18	12,7	0,8	11°					☹		☹										☹
	SPEB150408-A67	E	4	4,76	15,88	0,8	11°					☹		☹										☹
	SPMW070308-A67	M	4	3,18	7,94	0,8	11°	😐								😐								
	SPMW070308-A88	M	4	3,18	7,94	0,8	11°													😐				

Ordering example for the grade WSM35G: SPGT120606-F57 WSM35G

HC = Coated carbide
HW = Uncoated carbide

D2

WALTER SELECT Optimum indexable insert for → Good = ☺ → Average = 😐 → Poor = ☹ machining conditions

www.isotool.se
Tel. 044 - 24 55 70

Positive square
SPGT / SPKT / SPMW / SPMT
Tiger·tec® Gold

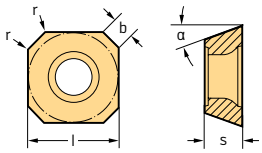

Indexable inserts

	Designation	Tolerance class	Number of cutting edges	s mm	l mm	r mm	α	b mm	P HC WKP25S	P HC WKP35S	P HC WPP35G	P HC WSP45G	M HC WSM35G	M HC WSP45G	K HC WAK15	K HC WKP25S	K HC WKP35S	K HC WPP35G	N HC WXN15	N HW WK10	S HC WSM35G	S HC WSP45G
	SPGT1204AEN-K88	G	4	4,76	12,7		11°	1,5											☻	😐		
	SPKT1204AZN	K	4	4,76	12,7		11°	1,4	😐	☹	★	☹	😐	☹	☻	😐	☹	★			😐	☹
	SPKT1504AZN	K	4	4,76	15,88		11°	1,7		☹							☹					
	SPMW1204AEN-A57	M	4	4,76	12,7	0,5	11°	1,4			☹							☹				
	SPMT1204AEN	M	4	4,76	12,7	0,5	11°	1,4	😐		☹	☹			☻	😐		☹				☹

Ordering example for the grade WK10: SPGT1204AEN-K88 WK10

HC = Coated carbide
HW = Uncoated carbide

D2

WALTER SELECT Optimum indexable insert for → Good = ☻ → Average = 😐 → Poor = ☹ machining conditions

☻ 😐 ☹ / ★ = New addition to the product range

www.isotool.se
Tel. 044 - 24 55 70

Positive square
SDGT / SDHW / SDMW / SDMT
Tiger·tec® Gold

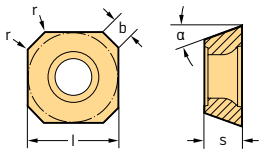

Indexable inserts

	Designation	Tolerance class	Number of cutting edges	s mm	l mm	r mm	α	b mm	P HC WKP25S	P HC WKP35S	P HC WSP45G	M HC WSM35G	M HC WSP45G	K HC WKP25S	K HC WKP35S	N HC WXN15	N HW WK10	S HC WSM35G	S HC WSP45G
	SDGT09T3AEN-F57	G	4	3,97	9,52	0,3	15°	1,2	☺	😐	☹	😐	☹	😐	☹			😐	☹
	SDGT09T3AEN-G88	G	4	3,97	9,52	0,3	15°	1,2								☺	😐		
	SDMW09T3AEN-A57	M	4	3,97	9,52	0,5	15°	1,2	😐	☹				😐	☹				
	SDMT09T3AEN-D57	M	4	3,97	9,52	0,5	15°	1,2		😐	☹	😐	☹		☹			😐	☹

Ordering example for the grade WKP25S: SDGT09T3AEN-F57 WKP25S
Ordering example for the grade WKP35S: SDGT09T3AEN-F57 WKP35S
Ordering example for the grade WSM35G: SDGT09T3AEN-F57 WSM35G

HC = Coated carbide
HW = Uncoated carbide

D2

WALTER SELECT Optimum indexable insert for → Good = ☺ → Average = 😐 → Poor = ☹ machining conditions

Positive square
SEHW / SEHT
Tiger·tec® Gold

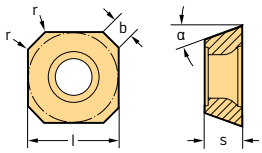

Indexable inserts

	Designation	Tolerance class	Number of cutting edges	s mm	l mm	r mm	α	b mm	P HC WKP25S	P HC WKP35G	P HC WKP35S	P HC WPP35G	P HC WSP45G	M HC WSM35G	M HC WSP45G	K HC WAK15	K HC WKP25S	K HC WKP35G	K HC WKP35S	K HC WPP35G	N HW WK10	S HC WSM35G	S HC WSP45G
	SEHW1204AFN	H	4	4,76	12,7	0,8	20°	2	☺	😐	☹	😟				☺	😐	☹	☹	😟			
	SEHW1504AFN	H	4	4,76	15,9	0,8	20°	2,1			☹	😟							☹	😟			
	SEHT1204AFN	H	4	4,76	12,7	0,8	20°	2			☹	😟	☹	😐	☹				☹	😟	😐	😐	☹
	SEHT1204AFN-K88	H	4	4,76	12,7	0,8	20°	1,8													😐		

Ordering example for the grade WAK15: SEHW1204AFN WAK15
Ordering example for the grade WKP25S: SEHW1204AFN WKP25S
Ordering example for the grade WKP35G: SEHW1204AFN WKP35G

HC = Coated carbide
HW = Uncoated carbide

D2

WALTER SELECT Optimum indexable insert for → Good = ☺ → Average = 😐 → Poor = ☹ machining conditions

☺ 😐 ☹ / ★ = New addition to the product range

www.isotool.se
Tel. 044 - 24 55 70

Positive square
SPJW / SPGT
Tiger·tec® Gold

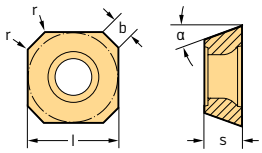

Indexable inserts

	Designation	Tolerance class	Number of cutting edges	s mm	l mm	r mm	α	b mm	P HC WKP25S	P HC WKP35S	P HC WPP35G	P HC WSP45G	M HC WSM35G	M HC WSP45G	K HC WAK15	K HC WKP25S	K HC WKP35S	K HC WPP35G	S HC WSM35G	S HC WSP45G
	SPJW1204EDR	J	4	4,76	12,7		11°	1,4	☺	😐	☹				☺	😐	😐	☹		
	SPGT1204EDR-F55	G	4	4,76	12,7	0,5	11°	1,3		☺	☹	😐	😐	😐	☺		☹	☹	😐	😐

Ordering example for the grade WAK15: SPJW1204EDR WAK15
Ordering example for the grade WKP25S: SPJW1204EDR WKP25S
Ordering example for the grade WKP35S: SPJW1204EDR WKP35S
Ordering example for the grade WPP35G: SPJW1204EDR WPP35G

HC = Coated carbide

Positive square
SPHW

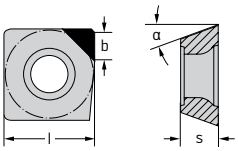

Indexable inserts

	Designation	Tolerance class	Number of cutting edges	s mm	l mm	α	b mm	N DP WCD10
	SPHW1204EDR-A88	H	1	4,76	12,7	11°	1,5	☺
	SPHW1204PDR-A88	H	1	4,76	12,7	11°	1,5	☺

Ordering example for the grade WCD10: SPHW1204EDR-A88 WCD10

DP = Polycrystalline diamond

D2

WALTER SELECT Optimum indexable insert for → Good = ☺ → Average = 😐 → Poor = ☹ machining conditions

Positive square
SEKN / SEKR
Tiger·tec® Gold

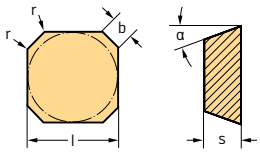

Indexable inserts

	Designation	Tolerance class	Number of cutting edges	s mm	l mm	r mm	α	b mm	P HC WKP35S	P HC WPP35G	K HC WKP35S	K HC WPP35G
	SEKN1203AFN	K	4	3,18	12,7	0,6	20°	1,9	☻	☻	☻	☻
	SEKN1504AFN	K	4	4,76	15,9	0,4	20°	2	☻	☻	☻	☻
	SEKR1203AFTN	K	4	3,18	12,7	0,4	20°	1,9	☺	☻	☻	☻

Ordering example for the grade WKP35S: SEKN1203AFN WKP35S
Ordering example for the grade WPP35G: SEKN1203AFN WPP35G

HC = Coated carbide

Positive square
SPFN

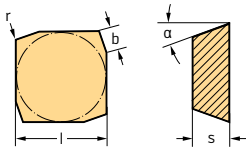

Indexable inserts

	Designation	Tolerance class	Number of cutting edges	s mm	l mm	r mm	α	b mm	P HC WKP25S	K HC WKP25S
	SPFN1204EDN	F	4	4,76	12,7	0,5	11°	1,7	☺	☺

Ordering example for the grade WKP25S: SPFN1204EDN WKP25S

HC = Coated carbide

D2

WALTER SELECT Optimum indexable insert for → Good = ☺ → Average = 😐 → Poor = ☹ machining conditions

☻ 😐 ☹ / ★ = New addition to the product range

www.isotool.se
Tel. 044 - 24 55 70

Positive triangular
TPAW / TPJW
Tiger·tec® Gold

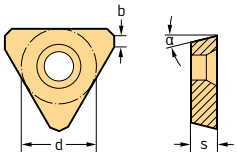

Indexable inserts

	Designation	Tolerance class	Number of cutting edges	s mm	d mm	α	b mm	P HC WKP25S	P HC WKP35S	P HC WPP35G	K HC WAK15	K HC WKP25S	K HC WKP35S	K HC WPP35G
	TPAW1604PPN	A	3	4,76	9,52	11°	1,2	☺	😐	☹		☺	😐	☹
	TPJW1604PPN	J	3	4,76	9,52	11°	1,2	☺	😐	☹	☺	☺	😐	☹
	TPJW2204PPN	J	3	4,76	12,7	11°	1,2		😐	☹			😐	☹

Ordering example for the grade WKP25S: TPAW1604PPN WKP25S
Ordering example for the grade WKP35S: TPAW1604PPN WKP35S
Ordering example for the grade WPP35G: TPAW1604PPN WPP35G

HC = Coated carbide

Positive form inserts
XDGT / XDMT
Tiger·tec® Gold

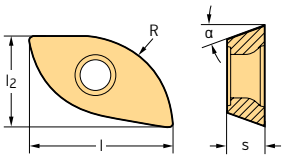

Tool

	Designation	Tolerance class	Number of cutting edges	s mm	l mm	l_2 mm	α	R mm	P HC WKP25S	P HC WKP35G	P HC WKP35S	P HC WSP45G	M HC WSM35G	M HC WSP45G	K HC WKP25S	K HC WKP35G	K HC WKP35S	S HC WSM35G	S HC WSP45G
	XDGT1303080R-D57	G	2	3	13,12	8,5	15°	8			😐						😐		
	XDGT16T3100R-D57	G	2	3,74	15,93	9	15°	10			😐	☹		☹			😐		☹
	XDGT2004125R-D57	G	2	4,68	19,94	11,3	15°	12,5			😐	☹		☹			😐		☹
	XDGT2405150R-D57	G	2	5,62	23,94	13,5	15°	15			😐						😐		
	XDGT2506160R-D57	G	2	6	25,54	14,4	15°	16			😐	☹		☹			😐		☹
	XDGT3207200R-D57	G	2	7,5	31,95	18	15°	20			😐	☹		☹			😐		☹
	XDGT4009250R-D57	G	2	9,39	39,95	22,5	15°	25			😐	☹		☹			😐		☹
	XDGT1303079R-D57	G	2	3	13,12	8,5	15°	7,84				☹		☹					☹
	XDGT16T3095R-D57	G	2	3,74	15,93	9	15°	9,530				☹		☹					☹
	XDGT2004127R-D57	G	2	4,68	19,94	11,3	15°	12,7				☹		☹					☹
	XDGT3207191R-D57	G	2	7,5	31,95	18	15°	19,05				☹		☹					☹
	XDGT4009254R-D57	G	2	9,39	39,95	22,5	15°	25,4				☹		☹					☹

Ordering example for the grade WKP35S: XDGT1303080R-D57 WKP35S
Ordering example for the grade WKP35S: XDGT16T3100R-D57 WKP35S
Ordering example for the grade WSP45G: XDGT16T3100R-D57 WSP45G

HC = Coated carbide

D2

WALTER SELECT Optimum indexable insert for → Good = ☺ → Average = 😐 → Poor = ☹ machining conditions

New addition to the product range = ☺ 😐 ☹ / ★

www.isotool.se
Tel. 044 - 24 55 70

Positive form inserts
XDGT / XDMT
Tiger·tec® Gold

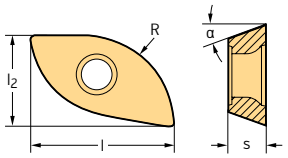

Tool

	Designation	Tolerance class	Number of cutting edges	s mm	l mm	l_2 mm	α	R mm	P HC WKP25S	P HC WKP35G	P HC WKP35S	P HC WSP45G	M HC WSM35G	M HC WSP45G	K HC WKP25S	K HC WKP35G	K HC WKP35S	S HC WSM35G	S HC WSP45G
	XDMT1303080R-F55	M	2	3	13,12	8,5	15°	8	☺		😐	☹	😐	☹	😐		😐	😐	☹
	XDMT16T3100R-F55	M	2	3,74	15,93	9	15°	10	☺		😐	☹	😐	☹	😐		😐	😐	☹
	XDMT2004125R-F55	M	2	4,68	19,94	11,3	15°	12,5	☺		😐	☹	😐	☹	😐		😐	😐	☹
	XDMT2405150R-F55	M	2	5,62	23,94	13,5	15°	15	☺	😐		☹	😐	☹	😐	😐		😐	☹
	XDMT2506160R-F55	M	2	6	25,54	14,4	15°	16			😐	☹	😐	☹			😐	😐	☹
	XDMT3207200R-F55	M	2	7,5	31,95	18	15°	20	☺		😐	☹	😐	☹	😐		😐	😐	☹
	XDMT4009250R-F55	M	2	9,39	39,95	22,5	15°	25	☺		😐	☹		☹	😐		😐		☹
	XDMT1303079R-F55	M	2	3	13,12	8,5	15°	7,920				☹		☹					☹
	XDMT16T3095R-F55	M	2	3,74	15,93	9	15°	9,530				☹		☹					☹
	XDMT2004127R-F55	M	2	4,68	19,94	11,3	15°	12,7				☹		☹					☹
	XDMT2506159R-F55	M	2	6	25,54	14,4	15°	15,880				☹		☹					☹
	XDMT3207191R-F55	M	2	7,5	31,95	18	15°	19,05				☹		☹					☹
	XDMT4009254R-F55	M	2	9,39	39,95	22,5	15°	25,4				☹		☹					☹

PCD indexable inserts
XOEN

Ordering example for the grade WKP35S: XDGT1303080R-D57 WKP35S
Ordering example for the grade WKP35S: XDGT16T3100R-D57 WKP35S
Ordering example for the grade WSP45G: XDGT16T3100R-D57 WSP45G

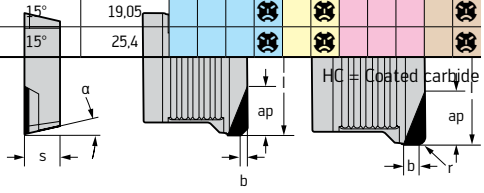

Indexable inserts

	Designation	Tolerance class	Number of cutting edges	s mm	l mm	r mm	α	b mm	a_p mm	N DP WDN20
	XOEN12T308R-A-A88	E	1	4	12,11	0,8	13°	1,2	5	😐
	XOEN12T3AZR-A-A88	E	1	4	12,21	0,8	13°	0,8	5,1	😐
	XOEN12T308R-F-A88	E	1	4	12,11	0,8	13°	1,2	10,3	😐

Ordering example for the grade WDN20: XOEN12T308R-A-A88 WDN20

DP = Polycrystalline diamond

D2

WALTER SELECT Optimum indexable insert for → Good = ☺ → Average = 😐 → Poor = ☹ machining conditions

☺ 😐 ☹ / ★ = New addition to the product range

www.isotool.se
Tel. 044 - 24 55 70

Positive rhombic
ZDGT

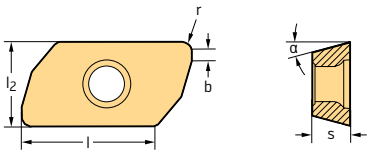

Indexable inserts

	Designation	Tolerance class	Number of cutting edges	s mm	l mm	l_2 mm	r mm	α	b mm	N HC WNN15	N HC WXN15	N HW WK10
	ZDGT150404R-K85	G	2	4,76	16,2	10,5	0,4	15°	1,2	☺	☺	😐
	ZDGT150408R-K85	G	2	4,76	16,2	10,5	0,8	15°	1,2	☺	☺	😐
	ZDGT150412R-K85	G	2	4,76	16,2	10,5	1,2	15°	1,2	☺	☺	😐
	ZDGT150416R-K85	G	2	4,76	16,2	10,5	1,6	15°	1,2	☺	☺	😐
	ZDGT150420R-K85	G	2	4,76	16,2	10,5	2	15°	1,2	☺	☺	😐
	ZDGT150430R-K85	G	2	4,76	16,2	10,5	3	15°	1,2	☺	☺	😐
	ZDGT150440R-K85	G	2	4,76	16,2	10,5	4	15°	1,2	☺	☺	😐
	ZDGT200508R-K85	G	2	5,56	21,2	14	0,8	15°	1,2	☺		😐
	ZDGT200512R-K85	G	2	5,56	21,2	14	1,2	15°	1,2			😐
	ZDGT200516R-K85	G	2	5,56	21,2	14	1,6	15°	1,2			😐
	ZDGT200520R-K85	G	2	5,56	21,2	14	2	15°	1,2	☺		😐
	ZDGT200530R-K85	G	2	5,56	21,2	14	3	15°	1,2	☺		😐
	ZDGT200540R-K85	G	2	5,56	21,2	14	4	15°	1,2	☺		😐
	ZDGT200550R-K85	G	2	5,56	21,2	14	5	15°	1,2			😐
	ZDGT200560R-K85	G	2	5,56	21,2	14	6	15°	1,2			😐
	ZDGT200564R-K85	G	2	5,56	21,2	14	6,4	15°	1,2			😐

ZDGT1504 and ZDGT2005 insertable in Ramping-Cutter M2131
Ordering example for the grade WK10: ZDGT150404R-K85 WK10

HC = Coated carbide
HW = Uncoated carbide

D2

WALTER SELECT Optimum indexable insert for → Good = ☺ → Average = 😐 → Poor = ☹ machining conditions

www.isotool.se
Tel. 044 - 24 55 70

Positive rhombic
ZDGT

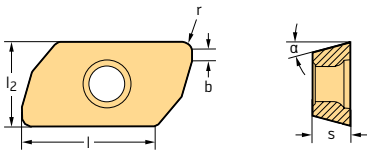

Indexable inserts

	Designation	Tolerance class	Number of cutting edges	s mm	l mm	l_2 mm	r mm	α	b mm	N HW WMG40
	ZDGT15A404R-K85	G	2	4,76	16,2	10,5	0,4	15°	1,2	☺
	ZDGT15A408R-K85	G	2	4,76	16,2	10,5	0,8	15°	1,2	☺
	ZDGT15A412R-K85	G	2	4,76	16,2	10,5	1,2	15°	1,2	☺
	ZDGT15A416R-K85	G	2	4,76	16,2	10,5	1,6	15°	1,2	☺
	ZDGT15A420R-K85	G	2	4,76	16,2	10,5	2	15°	1,2	☺
	ZDGT15A430R-K85	G	2	4,76	16,2	10,5	3	15°	1,2	☺
	ZDGT15A440R-K85	G	2	4,76	16,2	10,5	4	15°	1,2	☺
	ZDGT20A508R-K85	G	2	5,56	21,2	14	0,8	15°	1,2	☺
	ZDGT20A516R-K85	G	2	5,56	21,2	14	1,6	15°	1,2	☺
	ZDGT20A520R-K85	G	2	5,56	21,2	14	2	15°	1,2	☺
	ZDGT20A530R-K85	G	2	5,56	21,2	14	3	15°	1,2	☺
	ZDGT20A540R-K85	G	2	5,56	21,2	14	4	15°	1,2	☺
	ZDGT20A550R-K85	G	2	5,56	21,2	14	5	15°	1,2	☺

ZDGT15A4 and ZDGT20A5 insertable in Ramping-Cutter M2131 and M2331
Ordering example for the grade WMG40: ZDGT15A404R-K85 WMG40

HW = Uncoated carbide

D2

WALTER SELECT Optimum indexable insert for → Good = ☺ → Average = 😐 → Poor = ☹ machining conditions

☺ 😐 ☹ / ★ = New addition to the product range

www.isotool.se
Tel. 044 - 24 55 70

Finishing inserts
ADGX
Tiger·tec® Gold

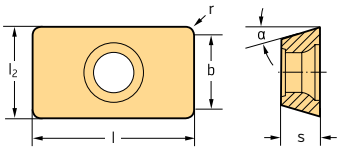

Indexable inserts

	Designation	Tolerance class	Number of cutting edges	s mm	l mm	l_2 mm	r mm	α	b mm	P HC			M HC		K HC		
										WHH15	WPM15G	WXM15	WPM15G	WXM15	WHH15	WPM15G	WXM15
	ADGX10T3PER-F56	G	2	3,8	11,3	7,25	0,8	15°	5	☹	☹		☺		☺	☺	
	ADGX1606PER-F56	G	2	6,15	17,5	10,8	0,8	15°	8			☹		☺			☺

Ordering example for the grade WHH15: ADGX10T3PER-F56 WHH15
Ordering example for the grade WPM15G: ADGX10T3PER-F56 WPM15G

HC = Coated carbide

Positive rhombic
BCGX
Tiger·tec® Gold

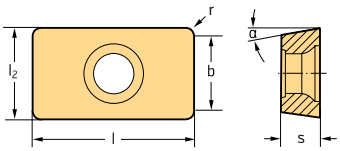

Indexable inserts

	Designation	Tolerance class	Number of cutting edges	s mm	l mm	l_2 mm	r mm	α	b mm	P HC		M HC	K HC			H HC
										WHH15X	WPM15G	WPM15G	WAK15	WHH15X	WPM15G	WHH15X
	BCGX0903PDR-G55	G	2	3,21	10,3	6,3	0,4	7°	5	☺	☺	☺	☺	☺	☺	☺
	BCGX1605PDR-G55	G	2	5,81	17,3	9,9	0,8	7°	8	☺	☺	☺	☺	☺	☺	☺

Ordering example for the grade WAK15: BCGX0903PDR-G55 WAK15
Ordering example for the grade WHH15X: BCGX0903PDR-G55 WHH15X
Ordering example for the grade WPM15G: BCGX0903PDR-G55 WPM15G

HC = Coated carbide

D2

WALTER SELECT Optimum indexable insert for → Good = ☺ → Average = 😐 → Poor = ☹ machining conditions

New addition to the product range = ☺ 😐 ☹ / ★

www.isotool.se
Tel. 044 - 24 55 70

Finishing inserts
ODHX
Tiger·tec® Gold

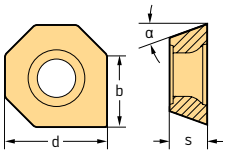

Indexable inserts

	Designation	Tolerance class	Number of cutting edges	s mm	d mm	α	b mm	P HC WHH15X	P HC WPM15G	P HC WPP35G	M HC WPM15G	K HC WAK15	K HC WHH15X	K HC WPM15G	K HC WPP35G	H HC WHH15X
	ODHX0504ZZR-A57	H	1	4,76	12,7	15°	7,2	☺		☹		☺	☺		☹	☺
	ODHX0605ZZR-A57	H	1	5,56	15,88	15°	9,4	☺		☹		☺	☺		☹	☺
	ODHX0605ZZN-A57	H	8	5,56	15,88	15°	6	☺				☺	☺			☺
	ODHX0605ZZN-A88	H	8	5,56	15,88	15°	6		☺		☺	☺		☺		

* ZZN for κ = 45° only

HC = Coated carbide

Ordering example for the grade WAK15: ODHX0504ZZR-A57 WAK15
Ordering example for the grade WHH15X: ODHX0504ZZR-A57 WHH15X
Ordering example for the grade WPP35G: ODHX0504ZZR-A57 WPP35G

D2

WALTER SELECT Optimum indexable insert for → Good = ☺ → Average = 😐 → Poor = ☹ machining conditions

☺ 😐 ☹ / ★ = New addition to the product range

www.isotool.se
Tel. 044 - 24 55 70

Finishing inserts
OPHX
Tiger·tec® Gold

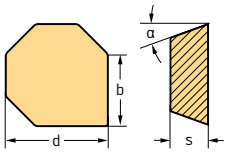

Indexable inserts

	Designation	Tolerance class	Number of cutting edges	s mm	d mm	α	b mm	P HC WPM15G	M HC WPM15G	K HC WAK15	K HC WPM15G	K BH WCB80	H BH WCB80
	OPHX0504ZZR-A27	H	1	4,76	12,7	11°	7,8					☺	☹
	OPHX0504ZZN-A57	H	8	4,76	12,7	11°	5			☺			
	OPHX0504ZZR-A57	H	1	4,76	12,7	11°	7,8			☺			
	OPHX0504ZZN-A88	H	8	4,76	12,7	11°	5	☺	☺		☺		

Ordering example for the grade WCB80: OPHX0504ZZR-A27 WCB80

HC = Coated carbide
BH = CBN with high CBN content

D2

WALTER SELECT Optimum indexable insert for → Good = ☺ → Average = 😐 → Poor = ☹ machining conditions

Positive square
SDHX
Tiger·tec® Gold

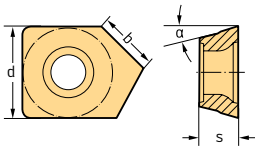

Indexable inserts

	Designation	Tolerance class	Number of cutting edges	s mm	d mm	α	b mm	P HC WHH15X	P HC WPM15G	M HC WPM15G	K HC WAK15	K HC WHH15X	K HC WPM15G	H HC WHH15X
	SDHX09T3AZR-A88	H	1	3,97	9,52	15°	5,6	☺	☺	☺	☺	☺	☺	☺
	SDHX1204AZR-A88	H	1	4,76	12,7	15°	7,5	☺	☺	☺	☺	☺	☺	☺

Ordering example for the grade WAK15: SDHX09T3AZR-A88 WAK15
Ordering example for the grade WHH15X: SDHX09T3AZR-A88 WHH15X
Ordering example for the grade WPM15G: SDHX09T3AZR-A88 WPM15G

HC = Coated carbide

PCD finishing inserts
XOEX

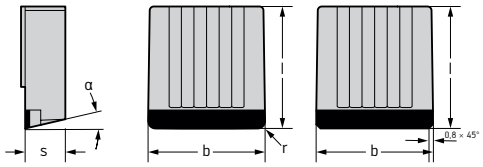

Indexable inserts

	Designation	Tolerance class	Number of cutting edges	s mm	l mm	r mm	α	b mm	N DP WDN20
	XOEX12T308N-F-A88	E	1	4	12,16	0,8	13°	11,8	😐
	XOEX12T3AZR-F-A88	E	1	4	12,16	0,8	13°	11,8	😐

Ordering example for the grade WDN20: XOEX12T308N-F-A88 WDN20

DP = Polycrystalline diamond

D2

WALTER SELECT Optimum indexable insert for → Good = ☺ → Average = 😐 → Poor = ☹ machining conditions

☺ 😐 ☹ / ★ = New addition to the product range

www.isotool.se
Tel. 044 - 24 55 70

Finishing inserts
P2901 / P2903 / P2905 / SPHX
Tiger·tec® Gold

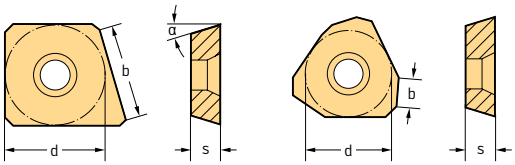

Indexable inserts

	Designation	Tolerance class	Number of cutting edges	s mm	d mm	α	b mm	P HC WHH15X	P HC WPM15G	M HC WPM15G	K HC WAK15	K HC WHH15X	K HC WPM15G	N HW WK10	N DP WCD10	H HC WHH15X
	P2901-1R	H	1	4,76	12,7	11°	11	☺	☺	☺	☺	☺	☺	😐		☺
	P2903-2R	A	3	4,76	9,52	11°	3,5	☺	☺	☺	☺	☺	☺	😐		☺
	P2905-1	F	4	4,76	12,7	11°	10	☺	☺	☺	☺	☺	☺	😐		☺
	SPHX1204PDR-A88	H	1	4,76	12,7	11°	3,5								☺	

Ordering example for the grade WAK15: P2901-1R WAK15
Ordering example for the grade WHH15X: P2901-1R WHH15X
Ordering example for the grade WK10: P2901-1R WK10
Ordering example for the grade WPM15G: P2901-1R WPM15G

HC = Coated carbide
HW = Uncoated carbide
DP = Polycrystalline diamond

D2

WALTER SELECT Optimum indexable insert for → Good = ☺ → Average = 😐 → Poor = ☹ machining conditions

New addition to the product range = ☺ 😐 ☹ / ★

www.isotool.se
Tel. 044 - 24 55 70

Negative rhombic
ENMX
Tiger·tec® Gold

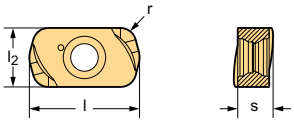

Indexable inserts

	Designation	Tolerance class	Number of cutting edges	s mm	l mm	l_2 mm	r mm	P HC WHH15X	P HC WKP25S	P HC WKP35G	P HC WPP35G	P HC WSP45G	M HC WSM35G	M HC WSM45X	M HC WSP45G	K HC WKK25G	K HC WKP25S	K HC WKP35G	K HC WPP35G	S HC WSM35G	S HC WSM45X	S HC WSP45G	H HC WHH15X
	ENMX08T316R-D27	M	4	3,6	11	6	1,6	☹	☺	😐	😐	☹	😐		☹	😐	😐	☹	☹	😐		☹	☺
	ENMX08T316R-F47	M	4	3,6	11	6	1,6	☹	☺	😐	😐	☹	😐	☹	☹		😐	☹	☹	😐	☹	☹	☺
	ENMX08T316R-G67	M	4	3,6	11	6	1,6					☹	😐	☹	☹					😐	☹	☹	

Ordering example for the grade WHH15X: ENMX08T316R-D27 WHH15X
Ordering example for the grade WKK25G: ENMX08T316R-D27 WKK25G

HC = Coated carbide

D2

WALTER SELECT Optimum indexable insert for → Good = ☺ → Average = 😐 → Poor = ☹ machining conditions

☺ 😐 ☹ / ★ = New addition to the product range

www.isotool.se
Tel. 044 - 24 55 70

Negative rhombic
LNGX
Tiger·tec® Gold

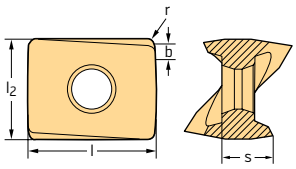

Indexable inserts

	Designation	Tolerance class	Number of cutting edges	s mm	l mm	l_2 mm	r mm	b mm	P HC WKP25S	P HC WKP35G	P HC WKP35S	P HC WPP35G	P HC WSP45G	M HC WSM35G	M HC WSP45G	K HC WAK15	K HC WKK25G	K HC WKP25S	K HC WKP35G	K HC WKP35S	K HC WPP35G	N HC WXN15	N HW WK10	S HC WSM35G	S HC WSP45G
	LNGX130708R-L55	G	4	7,74	13,7	11	0,8	1,2	☺	😐		😐	☹	😐	☹	☺	😐	😐	☹		☹			😐	☹
	LNGX130712R-L55	G	4	7,74	13,7	11	1,2	1	☺	😐	😐	😐	☹	😐	☹			😐	☹	☹	☹			😐	☹
	LNGX130716R-L55	G	4	7,74	13,7	11	1,6	0,9	☺	😐		😐	☹		☹			😐	☹		☹				☹
	LNGX130720R-L55	G	4	7,74	13,7	11	2	0,7	☺	😐		😐	☹		☹			😐	☹		☹				☹
	LNGX130725R-L55	G	4	7,74	13,7	11	2,5	0,6	☺	😐								😐	☹						
	LNGX130730R-L55	G	4	7,74	13,7	11	3	0,7	☺	😐		😐						😐	☹		☹				
	LNGX130708R-L88	G	4	7,74	13,7	11	0,8	1,2														☺	😐		

Ordering example for the grade WAK15: LNGX130708R-L55 WAK15
Ordering example for the grade WKK25G: LNGX130708R-L55 WKK25G

HC = Coated carbide
HW = Uncoated carbide

D2

WALTER SELECT Optimum indexable insert for → Good = ☺ → Average = 😐 → Poor = ☹ machining conditions

New addition to the product range = ☺ 😐 ☹ / ★

www.isotool.se
Tel. 044 - 24 55 70

Negative octagonal
ONHF
Tiger·tec® Silver

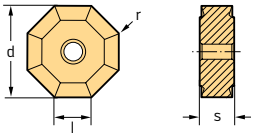

Indexable inserts

	Designation	Tolerance class	Number of cutting edges	s mm	d mm	l mm	r mm	P HC WHH15X	P HC WKP25S	K HC WAK15	K HC WHH15X	K HC WKP25S	H HC WHH15X
	ONHF050408-F67	H	16	4,76	12,7	5,26	0,8	☻	☻	☻	☻	😐	☻

Ordering example for the grade WAK15: ONHF050408-F67 WAK15

HC = Coated carbide

Negative octagonal
ONHU / ONMU
Tiger·tec® Gold

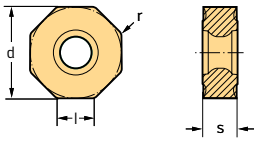

Indexable inserts

	Designation	Tolerance class	Number of cutting edges	s mm	d mm	l mm	r mm	P HC WKP35G	P HC WSP45G	M HC WSM35G	M HC WSP45G	K HC WKP35G	S HC WSM35G	S HC WSP45G
	ONHU050408-F67	H	16	4,86	12,7	5,26	0,8	😐		☻		☹	😐	
	ONMU050408-D57	M	16	4,86	12,7	5,26	0,8	😐	☹		☹	☹		☹

Ordering example for the grade WKP35G: ONHU050408-F67 WKP35G

HC = Coated carbide

D2

WALTER SELECT Optimum indexable insert for → Good = ☻ → Average = 😐 → Poor = ☹ machining conditions

☻ 😐 ☹ / ★ = New addition to the product range

www.isotool.se
Tel. 044 - 24 55 70

Wendelnovex® inserts
P2352 / P23522
Tiger·tec® Silver

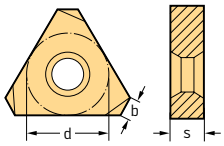

Indexable inserts

	Designation	Tolerance class	Number of cutting edges	s mm	d mm	b mm	P HC WKP25S	P HC WKP35S	K HC WKP25S	K HC WKP35S
	P2352-1R	A	6	4,5	15	1,1	😐	😟	😐	😟
	P2352-2R	A	6	4,5	18	1,1		😟		😟
	P23522-1R	A	6	4,5	15	1,1		😐		😟

Ordering example for the grade WKP25S: P2352-1R WKP25S

HC = Coated carbide

Negative triangular
P23696
Tiger·tec® Gold

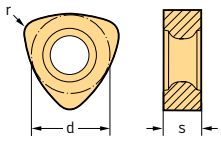

Indexable inserts

	Designation	Tolerance class	Number of cutting edges	s mm	d mm	r mm	P HC WKP25S	P HC WKP35G	P HC WKP35S	P HC WPP35G	P HC WSP45G	M HC WSM35G	M HC WSP45G	K HC WKP25S	K HC WKP35G	K HC WKP35S	K HC WPP35G	S HC WSM35G	S HC WSP45G
	P23696-1.0	M	6	5,31	9,52	1,2	😊	😐	😐	😕	😟	😐	😟	😐	😐	😐	😕	😐	😟
	P23696-2.0	M	6	7,41	13,5	1,6	😊	😐	😐	😕	😟	😐	😟	😐	😐	😐	😕	😐	😟

Ordering example for the grade WKP25S: P23696-1.0 WKP25S
Ordering example for the grade WKP35G: P23696-1.0 WKP35G

HC = Coated carbide

D2

WALTER SELECT — Optimum indexable insert for → Good = 😊 → Average = 😐 → Poor = 😟 machining conditions

www.isotool.se
Tel. 044 - 24 55 70

Negative round
RNMX
Tiger·tec® Gold

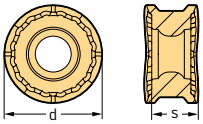

Indexable inserts

	Designation	Tolerance class	Number of cutting edges	s mm	d mm	P HC WSP45G	M HC WSM35G	M HC WSP45G	S HC WSM35G	S HC WSP45G
	RNMX1005M0-G57	M	8	4,69	10	☹	😐	☹	😐	☹
	RNMX1206M0-G57	M	8	5,64	12	☹	😐	☹	😐	☹
	RNMX1005M0-K67	M	8	4,69	10	☹	😐	☹	😐	☹
	RNMX1206M0-K67	M	8	5,64	12	☹	😐	☹	😐	☹

Ordering example for the grade WSM35G: RNMX1005M0-G57 WSM35G

HC = Coated carbide

Ceramic insert – Negative round
RNGN
000000

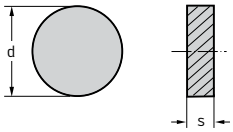

Indexable inserts

	Designation	d mm	s mm	S CS WIS10	S CS WIS30	S CR WWS20
	RNGN120700E	12,7	7,94	😀	☹	😐
	RNGN120700T01020	12,7	7,94	😀	☹	😐
	RNGN150700T01020	15,875	7,94			😐

See the ISO 1832 designation key for dimensions

Ordering example for the grade WIS10: RNGN120700E WIS10

CS = Uncoated ceramic SiAlON

CR = Reinforced ceramic

D2

WALTER SELECT Optimum indexable insert for → Good = 😀 → Average = 😐 → Poor = ☹ machining conditions

☹ 😐 ☹ / ★ = New addition to the product range

www.isotool.se
Tel. 044 - 24 55 70

Negative square
SNGX / SNMX
Tiger·tec® Gold

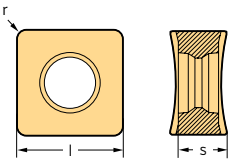

Indexable inserts

	Designation	Tolerance class	Number of cutting edges	s mm	l mm	r mm	P HC					M HC		K HC						S HC	
							WKP25S	WKP35G	WKP35S	WPP35G	WSP45G	WSM35G	WSP45G	WAK15	WKK25G	WKP25S	WKP35G	WKP35S	WPP35G	WSM35G	WSP45G
	SNGX120512-F57	G	8	5,6	12,7	1,2	☺	😐		😐	☹	😐	☹			😐	☹		☹	😐	☹
	SNMX120512-D27	M	8	5,55	12,7	1,2	☺	😐		😐					😐	😐	☹		☹		
	SNMX120520-D27	M	8	5,55	12,7	2	☺	😐		😐					😐	😐	☹		☹		
	SNMX090408-F27	M	8	4,87	9,52	0,8	☺		😐							😐		☹			
	SNMX120512-F27	M	8	5,65	12,7	1,2	☺	😐	😐	😐						😐	☹	☹	☹		
	SNMX160620-F27	M	8	6,38	16	2				😐									☹		
	SNMX090408-F57	M	8	4,85	9,52	0,8	☺	😐	😐		☹	😐	☹		😐	😐	☹	☹		😐	☹
	SNMX120512-F57	M	8	5,5	12,7	1,2	☺	😐		😐	☹	😐	☹		😐	😐	☹		☹	😐	☹
	SNMX120520-F57	M	8	5,5	12,7	2	☺	😐		😐	☹	😐	☹		😐	😐	☹		☹	😐	☹
	SNMX160620-F57	M	8	6,38	16	2	☺			😐	☹		☹			😐			☹		☹
	SNMX160640-F57	M	8	6,38	16	4					☹		☹								☹
	SNMX090408-F67	M	8	4,87	9,52	0,8					☹	😐	☹							😐	☹
	SNMX120512-F67	M	8	5,63	12,7	1,2	☺	😐		😐	☹	😐	☹	☺		😐	☹		☹	😐	☹

Ordering example for the grade WKP25S: SNGX120512-F57 WKP25S
Ordering example for the grade WKP35G: SNGX120512-F57 WKP35G

HC = Coated carbide

D2

WALTER SELECT Optimum indexable insert for → Good = ☺ → Average = 😐 → Poor = ☹ machining conditions

Negative square
SNGX / SNHX / SNMX
Tiger·tec® Gold

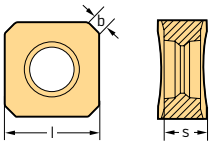

Indexable inserts

	Designation	Tolerance class	Number of cutting edges	s mm	l mm	b mm	P HC WKP25S	P HC WKP35G	P HC WKP35S	P HC WPP35G	P HC WSP45G	M HC WSM35G	M HC WSP45G	K HC WAK15	K HC WKK25G	K HC WKP25S	K HC WKP35G	K HC WKP35S	K HC WPP35G	N HC WXN15	N HW WK10	S HC WSM35G	S HC WSP45G
	SNGX1205ANN-F27	G	8	5,59	12,7	1,5	☺	😐		😐						😐	😟		😟				
	SNGX0904ANN-F57	G	8	4,69	9,52	1,2	☺	😐				😐				😐	😟					😐	
	SNGX1205ANN-F57	G	8	5,54	12,7	1,5	☺	😐	😐	😐	😟	😐	😟		😐	😐	😟	😟	😟			😐	😟
	SNGX1606ANN-F57	G	8	6,3	16	1,8				😐	😟		😟						😟				😟
	SNGX0904ANN-F67	G	8	4,72	9,52	1,2						😐										😐	
	SNGX1205ANN-F67	G	8	5,54	12,7	1,5	☺	😐		😐	😟	😐	😟	☺		😐	😟		😟			😐	😟
	SNHX0904ANN-K88	H	8	4,68	9,52	1,5														☺			
	SNHX1205ANN-K88	H	8	5,54	12,7	1,5														☺	😐		
	SNMX0904ANN-F27	M	8	4,72	9,52	1,2		😐									😟						
	SNMX1205ANN-F27	M	8	5,59	12,7	1,5	☺	😐	😐	😐						😐	😟	😟	😟				
	SNMX0904ANN-F57	M	8	4,69	9,52	1,2		😐			😟	😐	😟		😐		😟					😐	😟
	SNMX1205ANN-F57	M	8	5,54	12,7	1,5	☺	😐		😐					😐	😐	😟		😟				
	SNMX0904ANN-F67	M	8	4,72	9,52	1,2						😐										😐	
	SNMX1205ANN-F67	M	8	5,54	12,7	1,5	☺	😐		😐				☺		😐	😟		😟				

Ordering example for the grade WKP25S: SNGX1205ANN-F27 WKP25S
Ordering example for the grade WKP35G: SNGX1205ANN-F27 WKP35G

HC = Coated carbide
HW = Uncoated carbide

D2

WALTER SELECT Optimum indexable insert for → Good = ☺ → Average = 😐 → Poor = 😟 machining conditions

☺ 😐 😟 / ★ = New addition to the product range

www.isotool.se
Tel. 044 - 24 55 70

Negative square
SNGX / SNMX
Tiger·tec® Gold

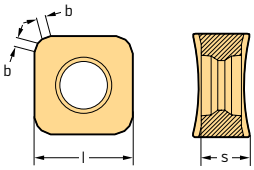

Indexable inserts

	Designation	Tolerance class	Number of cutting edges	s mm	l mm	b mm	P HC				M HC		K HC					S HC	
							WKP25S	WKP35G	WPP35G	WSP45G	WSM35G	WSP45G	WAK15	WKK25G	WKP25S	WKP35G	WPP35G	WSM35G	WSP45G
	SNGX1205ENN-F27	G	8	5,65	12,7	1,2	☺	😐	😐						😐	☹	☹		
	SNGX1205ENN-F57	G	8	5,61	12,7	1,2	☺	😐	😐	☹	😐	☹		😐	😐	☹	☹	😐	☹
	SNGX1205ENN-F67	G	8	5,64	12,7	1,2	☺		😐	☹	😐	☹	☺		😐		☹	😐	☹
	SNMX1205ENN-F57	M	8	5,61	12,7	1,2	☺	😐							😐	☹			

Ordering example for the grade WKP25S: SNGX1205ENN-F27 WKP25S
Ordering example for the grade WKP35G: SNGX1205ENN-F27 WKP35G

HC = Coated carbide

D2

WALTER SELECT Optimum indexable insert for → Good = ☺ → Average = 😐 → Poor = ☹ machining conditions

New addition to the product range = ☺ 😐 ☹ / ★

www.isotool.se
Tel. 044 - 24 55 70

Negative square
SNGX / SNHX / SNMX
Tiger·tec® Gold

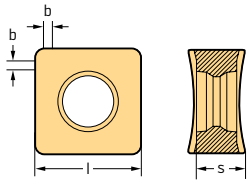

Indexable inserts

	Designation	Tolerance class	Number of cutting edges	s mm	l mm	b mm	P HC WKP25S	P HC WKP35G	P HC WPP35G	P HC WSP45G	M HC WSM35G	M HC WSP45G	K HC WAK15	K HC WKK25G	K HC WKP25S	K HC WKP35G	K HC WPP35G	N HC WXN15	N HW WK10	S HC WSM35G	S HC WSP45G
	SNGX1205ZNN-F27	G	8	5,77	12,7	1,2	☺	😐	😐						😐	☹	☹				
	SNGX0904ZNN-F57	G	8	4,9	9,52	1		😐						😐		☹					
	SNGX1205ZNN-F57	G	8	5,77	12,7	1,2	☺	😐	😐	☹	😐	☹		😐	😐	☹	☹			😐	☹
	SNGX0904ZNN-F67	G	8	4,93	9,52	1	☺	😐			😐		☺		😐	☹				😐	
	SNGX1205ZNN-F67	G	8	5,8	12,7	1,2	☺	😐	😐	☹	😐	☹	☺		😐	☹	☹			😐	☹
	SNHX0904ZNN-K88	H	8	5,01	9,52	1												☺	😐		
	SNHX1205ZNN-K88	H	8	5,89	12,7	1,2												☺			
	SNMX0904ZNN-F57	M	8	4,91	9,52	1	☺	😐		☹	😐	☹		😐	😐	☹				😐	☹
	SNMX1205ZNN-F57	M	8	5,77	12,7	1,2	☺	😐						😐	😐	☹					
	SNMX0904ZNN-F67	M	8	4,93	9,52	1							☺								

Ordering example for the grade WKP25S: SNGX1205ZNN-F27 WKP25S
Ordering example for the grade WKP35G: SNGX1205ZNN-F27 WKP35G

HC = Coated carbide
HW = Uncoated carbide

D2

WALTER SELECT Optimum indexable insert for → Good = ☺ → Average = 😐 → Poor = ☹ machining conditions

☺ 😐 ☹ / ★ = New addition to the product range

www.isotool.se
Tel. 044 - 24 55 70

Negative square
SNEF
Tiger·tec® Gold

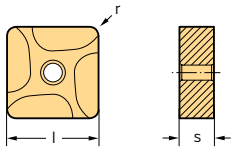

Indexable inserts

	Designation	Tolerance class	Number of cutting edges	s mm	l mm	r mm	b mm	P HC WKP35G	K HC WKK25G	K HC WKP25S	K HC WKP35G
	SNEF120408R-B67	E	8	4,76	12,7	0,8	2,1	☹	😐	😐	☹

Ordering example for the grade WKK25G: SNEF120408R-B67 WKK25G

HC = Coated carbide

Negative square
SNEX
Tiger·tec® Gold

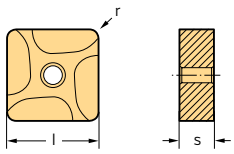

Indexable inserts

	Designation	Tolerance class	Number of cutting edges	s mm	l mm	r mm	P HC WPP35G	K HC WPP35G
	SNEX15T612R-B67	E	8	7,1	15,88	1,2	☹	☹

Ordering example for the grade WPP35G: SNEX15T612R-B67 WPP35G

HC = Coated carbide

D2

WALTER SELECT — Optimum indexable insert for → Good = ☺ → Average = 😐 → Poor = ☹ machining conditions

Negative triangular
TNMU
Tiger·tec® Gold

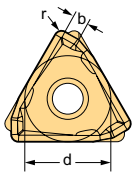

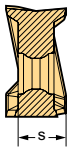

Indexable inserts

	Designation	Tolerance class	Number of cutting edges	s mm	d mm	r mm	b mm	P HC WKP25S	P HC WKP35G	P HC WPP35G	P HC WSP45G	M HC WSP45G	K HC WKK25G	K HC WKP25S	K HC WKP35G	K HC WPP35G	S HC WSP45G
	TNMU11T304R-G57	M	6	3,75	6,72	0,4	1	☺	😐	😐	☹	☹		😐	☹	☹	☹
	TNMU160508R-G57	M	6	5,35	9,6	0,8	1,6	☺	😐	😐	☹	☹		😐	☹	☹	☹
	TNMU11T304R-G27	M	3	3,75	6,72	0,4	1	☺	😐	😐	☹	☹	😟	😐	☹	☹	☹
	TNMU11T308R-G27	M	3	3,75	6,72	0,8	0,8		😐	😐	☹	☹	😟		☹	☹	☹
	TNMU160508R-G27	M	3	5,35	9,6	0,8	1,6	☺	😐	😐	☹	☹	😟	😐	☹	☹	☹
	TNMU160512R-G27	M	3	5,35	9,6	1,2	1,3		😐	😐	☹	☹	😟		☹	☹	☹
	TNMU160516R-G27	M	3	5,35	9,6	1,6	0,9		😐	😐	☹	☹	😟		☹	☹	☹

Ordering example for the grade WKP25S: TNMU11T304R-G57 WKP25S
Ordering example for the grade WKP35G: TNMU11T304R-G57 WKP35G

HC = Coated carbide

Negative heptagonal
XNHF / XNMF
Tiger·tec® Gold

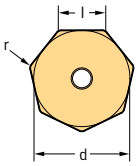

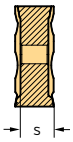

Indexable inserts

	Designation	Tolerance class	Number of cutting edges	s mm	d mm	l mm	r mm	P HC WKP25S	P HC WKP35G	P HC WKP35S	K HC WAK15	K HC WKK25G	K HC WKP25S	K HC WKP35G	K HC WKP35S
	XNHF070508-D27	H	14	5	14,5	7	0,8					😐			
	XNHF090612-D27	H	14	5,68	19,05	9	1,2	☺	😐			😐	😐	☹	
	XNHF070508-D57	H	14	5	14,5	7	0,8			😐		😐			☹
	XNHF090612-D57	H	14	5,68	19,05	9	1,2	☺				😐	😐		
	XNHF070508-D67	H	14	5	14,5	7	0,8				😟		😐		
	XNMF070508-D27	M	14	4,74	14,5	7	0,8					😐			
	XNMF090612-D27	M	14	5,68	19,05	9	1,2	☺	😐			😐	😐	☹	
	XNMF090612-D57	M	14	5,68	19,05	9	1,2					😐			

Ordering example for the grade WKK25G: XNHF070508-D27 WKK25G

HC = Coated carbide

WALTER SELECT Optimum indexable insert for → Good = ☺ → Average = 😐 → Poor = ☹ machining conditions

☺ 😐 ☹ / ★ = New addition to the product range

www.isotool.se
Tel. 044 - 24 55 70

Negative heptagonal
XNHF / XNMF
Tiger·tec® Gold

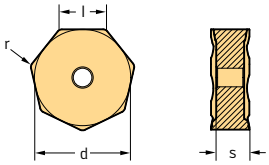

Indexable inserts

	Designation	Tolerance class	Number of cutting edges	s mm	d mm	l mm	r mm	P HC WKP25S	P HC WKP35G	P HC WKP35S	K HC WAK15	K HC WKK25G	K HC WKP25S	K HC WKP35G	K HC WKP35S
	XNMF070508-F57	M	14	4,74	14,5	7	0,8					😐			
	XNMF090612-F57	M	14	5,68	19,05	9	1,2	😊				😐	😐		

Ordering example for the grade WKK25G: XNHF070508-D27 WKK25G

HC = Coated carbide

Negative heptagonal
XNHF
Tiger·tec® Gold

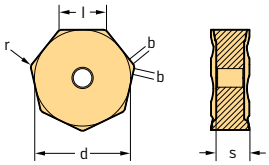

Indexable inserts

	Designation	Tolerance class	Number of cutting edges	s mm	d mm	l mm	r mm	b mm	P HC WKP25S	P HC WKP35G	P HC WPP35G	K HC WAK15	K HC WKK25G	K HC WKP25S	K HC WKP35G	K HC WPP35G
	XNHF0705ANN-D27	H	14	5	14,5	7	0,8	1,1	😊				😐	😐		
	XNHF0906ANN-D27	H	14	5,68	19,05	9	0,8	1,4			😐		😐			😣
	XNHF0705ANN-D57	H	14	5	14,5	7	0,8	1,1	😊				😐	😐		
	XNHF0906ANN-D57	H	14	5,68	19,05	9	0,8	1,4	😊	😐			😐	😐	😣	
	XNHF0705ANN-D67	H	14	5	14,5	7	0,8	1,1				😐				

Ordering example for the grade WKK25G: XNHF0705ANN-D27 WKK25G

HC = Coated carbide

D2

WALTER SELECT Optimum indexable insert for → Good = 😊 → Average = 😐 → Poor = 😣 machining conditions

Negative heptagonal
XNGU / XNMU
Tiger·tec® Gold

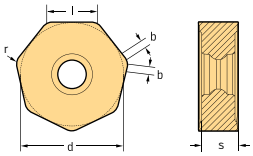

Indexable inserts

	Designation	Tolerance class	Number of cutting edges	s mm	d mm	l mm	r mm	b mm	P HC WKP25S	P HC WKP35G	P HC WPP35G	P HC WSP45G	M HC WSM35G	M HC WSM45X	M HC WSP45G	K HC WKK25G	K HC WKP25S	K HC WKP35G	K HC WPP35G	S HC WSM35G	S HC WSM45X	S HC WSP45G
	XNGU0705ANN-F57	G	14	5	14,5	6,98	0,8	1,1	☺	😐		☹	😐		☹		😐	☹		😐		☹
	XNMU0705ANN-F27	M	14	5	14,5	6,98	0,8	1,1	☺	😐	😐					😐	😐	☹	☹			
	XNMU0906ANN-F27	M	14	5,88	19,05	9,18	0,8	1,4		😐	😐					😐		☹	☹			
	XNMU0705ANN-F57	M	14	5	14,5	6,98	0,8	1,1	☺	😐	😐	☹	😐		☹		😐	☹	☹	😐		☹
	XNMU0906ANN-F57	M	14	5,88	19,05	9,18	0,8	1,4	☺	😐		☹	😐		☹		😐	☹		😐		☹
	XNMU0705ANN-F67	M	14	5	14,5	6,98	0,8	1,1		😐			😐	😐				☹		😐	😐	
	XNMU0906ANN-F67	M	14	5,88	19,05	9,18	0,8	1,4		😐				😐				☹			😐	

Ordering example for the grade WKP25S: XNGU0705ANN-F57 WKP25S
Ordering example for the grade WKP35G: XNGU0705ANN-F57 WKP35G

HC = Coated carbide

D2

WALTER SELECT Optimum indexable insert for ➔ Good = ☺ ➔ Average = 😐 ➔ Poor = ☹ machining conditions

☺ 😐 ☹ / ★ = New addition to the product range

www.isotool.se
Tel. 044 - 24 55 70

Negative heptagonal
XNMU
Tiger·tec® Gold

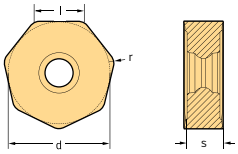

Indexable inserts

	Designation	Tolerance class	Number of cutting edges	s mm	d mm	l mm	r mm	P HC WKP25S	P HC WKP35G	P HC WPP35G	P HC WSP45G	M HC WSM35G	M HC WSP45G	K HC WKP25S	K HC WKP35G	K HC WPP35G	S HC WSM35G	S HC WSP45G
	XNMU070508-F57	M	14	5	14,5	6,98	0,8	☺	😐	😐	☹	😐	☹	😐	☹	☹	😐	☹
	XNMU090612-F57	M	14	5,88	19,05	9,18	1,2	☺	😐		☹		☹	😐	☹			☹

Ordering example for the grade WKP25S: XNMU070508-F57 WKP25S
Ordering example for the grade WKP35G: XNMU070508-F57 WKP35G

HC = Coated carbide

D2

WALTER SELECT Optimum indexable insert for → Good = ☺ → Average = 😐 → Poor = ☹ machining conditions

www.isotool.se
Tel. 044 - 24 55 70

Finishing inserts
SNEF

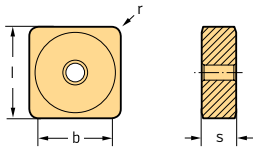

Indexable inserts

	Designation	Tolerance class	Number of cutting edges	s mm	l mm	r mm	b mm	K HC WHH15X	H HC WHH15X
	SNEF1204PNN-A27	E	8	4,76	12,7	1,2	10,3	☻	☻

Ordering example for the grade WHH15X: SNEF1204PNN-A27 WHH15X

HC = Coated carbide

Finishing inserts
SNEX

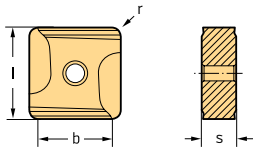

Indexable inserts

	Designation	Tolerance class	Number of cutting edges	s mm	l mm	r mm	b mm	K HC WAK15	K HC WHH15X	H HC WHH15X
	SNEX1204PNR-B67	E	4	4,76	12,7	0,8	10,8	☻	☻	☻

Ordering example for the grade WAK15: SNEX1204PNR-B67 WAK15

HC = Coated carbide

D2

WALTER SELECT Optimum indexable insert for → Good = ☻ → Average = 😐 → Poor = ☹ machining conditions

☻ 😐 ☹ / ★ = New addition to the product range

www.isotool.se
Tel. 044 - 24 55 70

Finishing inserts
SNEX

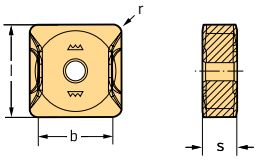

Indexable inserts

	Designation	Tolerance class	Number of cutting edges	s mm	l mm	r mm	b mm	K HC WAK15	K HC WHH15X	H HC WHH15X
	SNEX1204PNN-A27	E	4	4,76	12,7	1,2	10,3	☺	☺	☺

Ordering example for the grade WAK15: SNEX1204PNN-A27 WAK15

HC = Coated carbide

Finishing inserts
XNGX
Tiger·tec® Gold

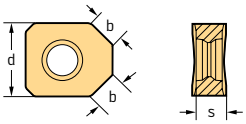

Indexable inserts

	Designation	Tolerance class	Number of cutting edges	s mm	d mm	b mm	P HC WHH15X	P HC WPM15G	M HC WPM15G	K HC WAK15	K HC WHH15X	K HC WPM15G	H HC WHH15X
	XNGX0904ANN-F67	G	2	4,68	9,52	5	☺	☺	☺		☺	☺	☺
	XNGX1205ANN-F67	G	2	5,39	12,7	4,7	☺	☺	☺	☺	☺	☺	☺

Ordering example for the grade WHH15X: XNGX0904ANN-F67 WHH15X
Ordering example for the grade WPM15G: XNGX0904ANN-F67 WPM15G

HC = Coated carbide

D2

WALTER SELECT Optimum indexable insert for → Good = ☺ → Average = 😐 → Poor = ☹ machining conditions

Finishing inserts
XNGX
Tiger·tec® Gold

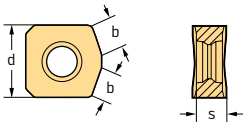

Indexable inserts

	Designation	Tolerance class	Number of cutting edges	s mm	d mm	b mm	P HC WHH15X	P HC WPM15G	M HC WPM15G	K HC WAK15	K HC WHH15X	K HC WPM15G	H HC WHH15X
	XNGX1205ENN-F67	G	2	5,42	12,7	4,5	☻	☻	☻	☻	☻	☻	☻

Ordering example for the grade WAK15: XNGX1205ENN-F67 WAK15
Ordering example for the grade WHH15X: XNGX1205ENN-F67 WHH15X
Ordering example for the grade WPM15G: XNGX1205ENN-F67 WPM15G

HC = Coated carbide

Finishing inserts
XNGX
Tiger·tec® Gold

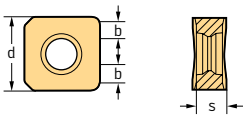

Indexable inserts

	Designation	Tolerance class	Number of cutting edges	s mm	d mm	b mm	P HC WHH15X	P HC WPM15G	M HC WPM15G	K HC WAK15	K HC WHH15X	K HC WPM15G	H HC WHH15X
	XNGX0904ZNN-F67	G	2	4,83	9,52	3,5	☻	☻	☻	☻	☻	☻	☻
	XNGX1205ZNN-F67	G	2	5,62	12,7	4	☻	☻	☻	☻	☻	☻	☻

Ordering example for the grade WAK15: XNGX0904ZNN-F67 WAK15
Ordering example for the grade WHH15X: XNGX0904ZNN-F67 WHH15X
Ordering example for the grade WPM15G: XNGX0904ZNN-F67 WPM15G

HC = Coated carbide

D2

WALTER SELECT Optimum indexable insert for → Good = ☻ → Average = 😐 → Poor = ☹ machining conditions

☻ 😐 ☹ / ★ = New addition to the product range

www.isotool.se
Tel. 044 - 24 55 70

Finishing inserts
XNHX

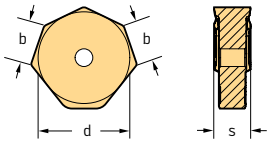

Indexable inserts

	Designation	Tolerance class	Number of cutting edges	s mm	d mm	b mm	K HC WAK15	K HC WHH15X	H HC WHH15X
	XNHX0705ANN-D67	H	2	4,97	14,5	5,8	😐	😐	😐
	XNHX0906ANN-D67	H	2	5,57	19,05	7,5		😐	😐

Ordering example for the grade WAK15: XNHX0705ANN-D67 WAK15

HC = Coated carbide

Finishing inserts
XNGX
Tiger·tec® Gold

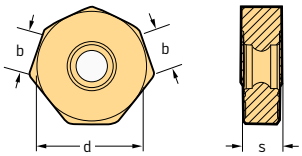

Indexable inserts

	Designation	Tolerance class	Number of cutting edges	s mm	d mm	b mm	P HC WHH15X	P HC WPM15G	M HC WPM15G	K HC WAK15	K HC WHH15X	K HC WPM15G	H HC WHH15X
	XNGX0705ANN-F67	G	2	5	14,5	5,7	😐	😐	😐	😐	😐	😐	😐

Ordering example for the grade WAK15: XNGX0705ANN-F67 WAK15
Ordering example for the grade WHH15X: XNGX0705ANN-F67 WHH15X
Ordering example for the grade WPM15G: XNGX0705ANN-F67 WPM15G

HC = Coated carbide

D2

WALTER SELECT Optimum indexable insert for → Good = 😐 → Average = 😐 → Poor = 😐 machining conditions

www.isotool.se
Tel. 044 - 24 55 70

Finishing inserts
LNHX
Tiger·tec® Gold

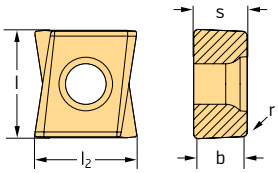

Indexable inserts

	Designation	Tolerance class	Number of cutting edges	s mm	l mm	l_2 mm	r mm	b mm	P HC WHH15X	P HC WPM15G	M HC WPM15G	K HC WAK15	K HC WHH15X	K HC WPM15G	H HC WHH15X
	LNHX0904PDR-L55T	H	2	4,5	9	8,5	0,4	3,5	☻	☻	☻	☻	☻	☻	☻
	LNHX1306PDR-L55T	H	2	6,8	13	12	0,6	5	☻	☻	☻	☻	☻	☻	☻

Ordering example for the grade WAK15: LNHX0904PDR-L55T WAK15
Ordering example for the grade WHH15X: LNHX0904PDR-L55T WHH15X
Ordering example for the grade WPM15G: LNHX0904PDR-L55T WPM15G

HC = Coated carbide

Finishing inserts
LNHX
Tiger·tec® Gold

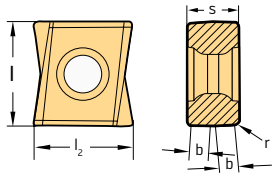

Indexable inserts

	Designation	Tolerance class	Number of cutting edges	s mm	l mm	l_2 mm	r mm	b mm	P HC WHH15X	P HC WPM15G	M HC WPM15G	K HC WAK15	K HC WHH15X	K HC WPM15G	H HC WHH15X
	LNHX130608R-L55T	H	4	6,8	13	12	0,8	2,2	☻	☻	☻	☻	☻	☻	☻

Ordering example for the grade WAK15: LNHX130608R-L55T WAK15
Ordering example for the grade WHH15X: LNHX130608R-L55T WHH15X
Ordering example for the grade WPM15G: LNHX130608R-L55T WPM15G

HC = Coated carbide

D2

WALTER SELECT Optimum indexable insert for → Good = ☻ → Average = 😐 → Poor = ☹ machining conditions

☻ 😐 ☹ / ★ = New addition to the product range

www.isotool.se
Tel. 044 - 24 55 70

Finishing inserts
P45420
Tiger·tec® Gold

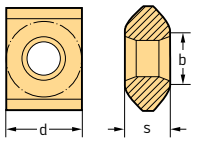

Indexable inserts

	Designation	Tolerance class	Number of cutting edges	s mm	d mm	b mm	P HC WHH15X	P HC WPM15G	M HC WPM15G	K HC WHH15X	K HC WPM15G	H HC WHH15X
	P45420-G67	H	4	4,76	9,52	7	☺	☺	☺	☺	☺	☺

Ordering example for the grade WHH15X: P45420-G67 WHH15X
Ordering example for the grade WPM15G: P45420-G67 WPM15G

HC = Coated carbide

Finishing inserts
P45424

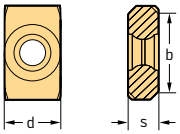

Indexable inserts

	Designation	Tolerance class	Number of cutting edges	s mm	d mm	b mm	P HC WHH15X	K HC WAK15	K HC WHH15X	H HC WHH15X
	P45424-1-G67	G	4	5	12	8	☺	☺	☺	☺
	P45424-2-G67	G	4	6,5	20	15	☺	☺	☺	☺

Ordering example for the grade WAK15: P45424-1-G67 WAK15

HC = Coated carbide

D2

WALTER SELECT Optimum indexable insert for → Good = ☺ → Average = 😐 → Poor = ☹ machining conditions

Tangential rhombic
CNHQ / CNHU / CNMQ / CNMU
Tiger·tec® Gold

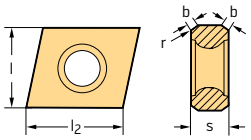

Indexable inserts

	Designation	Tolerance class	Number of cutting edges	s mm	l mm	l_2 mm	r mm	b mm	P HC WKP25S	P HC WKP35S	P HC WPP35G	P HC WSP45G	M HC WSM35G	M HC WSP45G	K HC WAK15	K HC WKP25S	K HC WKP35S	K HC WPP35G	S HC WSM35G	S HC WSP45G
	CNHQ0805PPN-A57T	H	2	5	8	9	0,8	1,2		☹	☹						☹	☹		
	CNHU0805PPN-D57T	H	2	5	8	9	0,8	1,2	😐	😐	😐	☹		☹		😐	☹	☹		☹
	CNHU1206PPN-D57T	H	2	6,5	12	13	0,8	1,5	😐	😐	😐	☹		☹		😐	☹	☹		☹
	CNMQ120608T-A27T	M	2	6,5	12	13	0,8			☹	☹						☹	☹		
	CNMQ160812T-A27T	M	2	8	16	15	1,2			☹	☹						☹	☹		
	CNMQ080508-A57T	M	2	5	8	9	0,8			☹	☹				☺		☹	☹		
	CNMQ120608-A57T	M	2	6,5	12	13	0,8			☹	☹						☹	☹		
	CNMQ160812-A57T	M	2	8	16	15	1,2			☹	☹						☹	☹		
	CNMU080508-D57T	M	2	5	8	9	0,8		😐	😐	😐	☹	😐	☹		😐	☹	☹	😐	☹
	CNMU120608-D57T	M	2	6,5	12	13	0,8		😐	😐	😐	☹		☹		😐	☹	☹		☹
	CNMU160812-D57T	M	2	8	16	15	1,2		😐	😐	😐	☹		☹		😐	☹	☹		☹

Note: l_2 = width of cut
HC = Coated carbide
Ordering example for the grade WKP35S: CNHQ0805PPN-A57T WKP35S
Ordering example for the grade WPP35G: CNHQ0805PPN-A57T WPP35G

D2

WALTER SELECT Optimum indexable insert for → Good = ☺ → Average = 😐 → Poor = ☹ machining conditions

☺ 😐 ☹ / ★ = New addition to the product range

www.isotool.se
Tel. 044 - 24 55 70

Tangential rhombic
LNMU
Tiger·tec® Gold

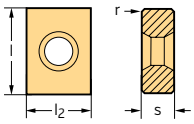

Indexable inserts

	Designation	Tolerance class	Number of cutting edges	s mm	l mm	l_2 mm	r mm	P HC WKP25S	P HC WKP35G	P HC WKP35S	P HC WPP35G	P HC WSP45G	M HC WSP45G	K HC WAK15	K HC WKP25S	K HC WKP35G	K HC WKP35S	K HC WPP35G	S HC WSP45G
	LNMU150812T-F27T	M	4	8	15	14	1,2	😐	😣	😣	😖				😐	😣	😣	😖	
	LNMU201012T-F27T	M	4	10	20	16	1,2			😣	😖						😣	😖	
	LNMU150812-F57T	M	4	8	15	14	1,2	☺	😐	😐	😖	😣	😣	☺	😐	😣	😣	😖	😣
	LNMU201012-F57T	M	4	10	20	16	1,2	☺		😐	😖	😣	😣		😐		😣	😖	😣

Ordering example for the grade WKP25S: LNMU150812T-F27T WKP25S
Ordering example for the grade WKP35G: LNMU150812T-F27T WKP35G

HC = Coated carbide

Tangential rhombic
LNHU / LNMU
Tiger·tec® Gold

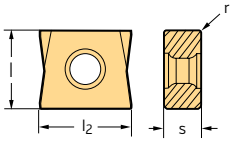

Indexable inserts

	Designation	Tolerance class	Number of cutting edges	s mm	l mm	l_2 mm	r mm	P HC WKP25S	P HC WKP35G	P HC WKP35S	P HC WPP35G	P HC WSP45G	M HC WSM35G	M HC WSP45G	K HC WKK25G	K HC WKP25S	K HC WKP35G	K HC WKP35S	K HC WPP35G	S HC WSM35G	S HC WSP45G
	LNHU080304-B57T	H	4	3,5	8	9	0,4		😣	😣	😖				😐		😣	😣	😖		
	LNHU080404-B57T	H	4	4,5	8	9,4	0,4		😣	😣	😖				😐		😣	😣	😖		
	LNHU100508-B57T	H	4	5,5	10	12,3	0,8		😣	😣	😖				😐		😣	😣	😖		
	LNHU120608-B57T	H	4	6,5	12	13,9	0,8			😣	😖				😐			😣	😖		
	LNHU080304-F57T	H	4	3,5	8	9	0,4	☺	😐	😐	😖	😣	😐	😣		😐	😣	😣	😖	😐	😣
	LNHU080404-F57T	H	4	4,5	8	9,4	0,4	☺	😐	😐	😖	😣	😐	😣		😐	😣	😣	😖	😐	😣
	LNHU100508-F57T	H	4	5,5	10	12,3	0,8	☺	😐	😐	😖	😣	😐	😣		😐	😣	😣	😖	😐	😣
	LNHU120608-F57T	H	4	6,5	12	13,9	0,8	☺	😐	😐	😖	😣	😐	😣		😐	😣	😣	😖	😐	😣
	LNHU160812-F57T	H	4	8	16	16,9	1,2	☺		😐	😖	😣	😐	😣		😐		😣	😖	😐	😣
	LNMU080404-B57T	M	4	4,5	8	9,4	0,4			😣	😖							😣	😖		
	LNMU100508-B57T	M	4	5,5	10	12,3	0,8			😣	😖				😐			😣	😖		
	LNMU120608-B57T	M	4	6,5	12	13,9	0,8		😣	😣	😖						😣	😣	😖		
	LNMU160812-B57T	M	4	8	16	16,9	1,2			😣	😖							😣	😖		
	LNMU080304-F57T	M	4	3,5	8	9	0,4		😐	😐	😖	😣	😐	😣			😣	😣	😖	😐	😣
	LNMU080404-F57T	M	4	4,5	8	9,4	0,4	☺	😐	😐	😖	😣	😐	😣		😐	😣	😣	😖	😐	😣
	LNMU100508-F57T	M	4	5,5	10	12,3	0,8	☺	😐	😐	😖	😣	😐	😣		😐	😣	😣	😖	😐	😣
	LNMU120608-F57T	M	4	6,5	12	13,9	0,8	☺	😐	😐	😖	😣	😐	😣		😐	😣	😣	😖	😐	😣
	LNMU160812-F57T	M	4	8	16	16,9	1,2	☺	😐	😐	😖	😣	😐	😣		😐	😣	😣	😖	😐	😣

Ordering example for the grade WKK25G: LNHU080304-B57T WKK25G

HC = Coated carbide

D2

WALTER SELECT Optimum indexable insert for → Good = ☺ → Average = 😐 → Poor = 😣 machining conditions

Tangential rhombic
LNHX / LNMX
Tiger·tec® Gold

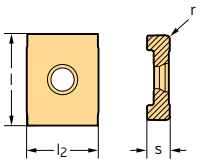

Indexable inserts

	Designation	Tolerance class	Number of cutting edges	s mm	l mm	l_2 mm	r mm	P HC			M HC		K HC		S HC	
								WKP35S	WPP35G	WSP45G	WSM35G	WSP45G	WKP35S	WPP35G	WSM35G	WSP45G
	LNHX070204-F57T	H	4	2,4	9	7	0,4	☺	☺	☹	☺	☹	☹	☹	☺	☹
	LNMX070204-F57T	M	4	2,4	9	7	0,4	☺	☺		☺		☹	☹	☺	

Ordering example for the grade WKP35S: LNHX070204-F57T WKP35S
Ordering example for the grade WPP35G: LNHX070204-F57T WPP35G

HC = Coated carbide

Tangential rhombic
LNHU / LNMU
Tiger·tec® Gold

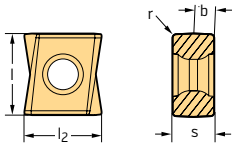

Indexable inserts

	Designation	Tolerance class	Number of cutting edges	s mm	l mm	l_2 mm	r mm	b mm	P HC					M HC			K HC						N HC	HW	S HC		
									WKP25S	WKP35G	WKP35S	WPP35G	WSP45G	WSM35G	WSM45X	WSP45G	WAK15	WKK25G	WKP25S	WKP35G	WKP35S	WPP35G	WXN15	WK10	WSM35G	WSM45X	WSP45G
	LNHU090404R-L55T	H	4	4,5	9	8,5	0,4	1,5	☺	☺		☺	☹	☺		☹	☺	☺	☺	☹		☹			☺		☹
	LNHU090408R-L55T	H	4	4,5	9	8,5	0,8	1,1	☺	☺		☺	☹	☺		☹		☺	☺	☹		☹			☺		☹
	LNHU090412R-L55T	H	4	4,5	9	8,5	1,2	0,8		☺		☺	☹	☺		☹				☹		☹			☺		☹
	LNHU090416R-L55T	H	4	4,5	9	8,5	1,6			☺		☺	☹	☺		☹				☹		☹			☺		☹
	LNHU090420R-L55T	H	4	4,5	9	8,5	2			☺		☺	☹	☺		☹				☹		☹			☺		☹
	LNHU130608R-L55T	H	4	6,8	13	12	0,8	2,2	☺	☺	☺	☺	☹	☺		☹	☺	☺	☺	☹	☹	☹			☺		☹
	LNHU130612R-L55T	H	4	6,8	13	12	1,2	1,9		☺		☺	☹	☺		☹				☹		☹			☺		☹
	LNHU130616R-L55T	H	4	6,8	13	12	1,6	1,5		☺		☺	☹	☺		☹				☹		☹			☺		☹
	LNHU130620R-L55T	H	4	6,8	13	12	2	1,2		☺		☺	☹			☹				☹		☹					☹
	LNHU130625R-L55T	H	4	6,8	13	12	2,5	0,7		☺		☺	☹			☹				☹		☹					☹
	LNHU130630R-L55T	H	4	6,8	13	12	3			☺		☺	☹			☹				☹		☹					☹
	LNHU130632R-L55T	H	4	6,8	13	12	3,2			☺		☺	☹			☹				☹		☹					☹
	LNHU160708R-L55T	H	4	7,2	16	15,5	0,8	2,3	☺	☺	☺	☺	☹	☺		☹		☺	☺	☹	☹	☹			☺		☹
	LNHU160712R-L55T	H	4	7,2	16	15,5	1,2	1,9					☹			☹											☹
	LNHU160716R-L55T	H	4	7,2	16	15,5	1,6	1,6					☹			☹											☹
	LNMU090404R-L55T	M	4	4,5	9	8,5	0,4	1,5	☺	☺		☺	☹			☹		☺	☺	☹		☹					☹
	LNMU130608R-L55T	M	4	6,8	13	12	0,8	2,2	☺	☺		☺	☹		☹	☹		☺	☺	☹		☹				☹	☹
	LNHU090404R-L65T	H	4	4,5	9	8,5	0,4	1,5					☹			☹											☹
	LNHU130608R-L65T	H	4	6,8	13	12	0,8	2,2					☹			☹											☹
	LNHU090404R-L85T	H	4	4,5	9	8,5	0,4	1,5															☺	☺			
	LNHU130608R-L85T	H	4	6,8	13	12	0,8	2,2															☺	☺			

Ordering example for the grade WAK15: LNHU090404R-L55T WAK15

HC = Coated carbide

WALTER SELECT le

Optimum indexable insert for → Good = ☺ → Average = ☺ → Poor = ☹ machining conditions

☺ ☺ ☹ / ★ = New addition to the product range

www.isotool.se
Tel. 044 - 24 55 70

Tangential rhombic
LNMX
Tiger·tec® Gold

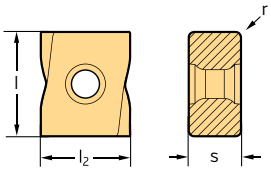

Indexable inserts

	Designation	Tolerance class	Number of cutting edges	s mm	l mm	l_2 mm	r mm	P HC WKP25S	P HC WKP35G	P HC WKP35S	P HC WPP35G	P HC WSP45G	M HC WSP45G	K HC WKP25S	K HC WKP35G	K HC WKP35S	K HC WPP35G	S HC WSP45G
	LNMX201012R-F27T	M	4	10	20	17,05	1,2		☹	☹					☹	☹		
	LNMX201012R-F57T	M	4	10	20	17,05	1,2	☺	😐		😐	☹	☹	😐	☹		☹	☹

Ordering example for the grade WKP35G: LNMX201012R-F27T WKP35G

HC = Coated carbide

Tangential rhombic
LNHX
Tiger·tec® Gold

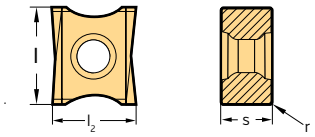

Indexable inserts

	Designation	Tolerance class	Number of cutting edges	s mm	l mm	l_2 mm	r mm	P HC WSP45G	M HC WSM45X	M HC WSP45G	S HC WSM45X	S HC WSP45G
	LNHX120604R-L65T	H	4	6,8	12,7	11	0,4	☹	☹	☹	☹	☹
	LNHX120604R-L65W	H	4	6,8	12,7	11	0,4		☹		☹	

Ordering example for the grade WSM45X: LNHX120604R-L65T WSM45X
Ordering example for the grade WSP45G: LNHX120604R-L65T WSP45G

HC = Coated carbide

D 2

WALTER SELECT Optimum indexable insert for → Good = ☺ → Average = 😐 → Poor = ☹ machining conditions

Tangential rhombic
XNHX
Tiger·tec® Gold

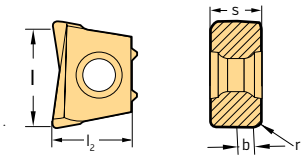

Indexable inserts

	Designation	Tolerance class	Number of cutting edges	s mm	l mm	l_2 mm	r mm	b mm	P HC WSP45G	M HC WSM45X	M HC WSP45G	S HC WSM45X	S HC WSP45G
	XNHX130608R-L65T	H	2	6,8	14	10,5	0,8	2	☹	☹	☹	☹	☹
	XNHX130612R-L65T	H	2	6,8	14	10,5	1,2	2	☹	☹	☹	☹	☹
	XNHX130616R-L65T	H	2	6,8	14	10,5	1,6	2	☹	☹	☹	☹	☹
	XNHX130620R-L65T	H	2	6,8	14	10,5	2	2		☹		☹	
	XNHX130624R-L65T	H	2	6,8	14	10,5	2,4	2		☹		☹	
	XNHX130630R-L65T	H	2	6,8	14	10,5	3	1,4		☹		☹	
	XNHX130632R-L65T	H	2	6,8	14	10,5	3,2	1,3	☹	☹	☹	☹	☹
	XNHX130640R-L65T	H	2	6,8	14	10,5	4	0,5	☹	☹	☹	☹	☹
	XNHX130608R-L65W	H	2	6,8	14	10,5	0,8	2		☹		☹	
	XNHX130640R-L65W	H	2	6,8	14	10,5	4	0,5		☹		☹	

Ordering example for the grade WSM45X: XNHX130608R-L65T WSM45X
Ordering example for the grade WSP45G: XNHX130608R-L65T WSP45G

HC = Coated carbide

D2

WALTER SELECT Optimum indexable insert for → Good = ☺ → Average = 😐 → Poor = ☹ machining conditions

☺ 😐 ☹ / ★ = New addition to the product range

www.isotool.se
Tel. 044 - 24 55 70

Negative rhombic
P20200
Tiger·tec® Silver

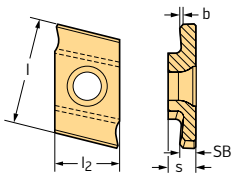

Indexable inserts

	Designation	Tolerance class	Number of cutting edges	s mm	l mm	b mm	P HC WKP35S	K HC WKP35S
	P20200-1.1	H	2	2,35	9	0,1	☺	☹
	P20200-1.2	H	2	2,35	9	0,2	☺	☹
	P20200-1.3	H	2	2,35	9	0,2	☺	☹
	P20200-1.4	H	2	2,35	9	0,2	☺	☹
	P20200-1.5	H	2	2,35	9	0,2	☺	☹
	P20200-2.1	H	2	3,4	12	0,2	☺	☹
	P20200-2.2	H	2	3,4	12	0,2	☺	☹
	P20200-2.3	H	2	3,4	12	0,2	☺	☹
	P20200-3.1	H	2	5,4	18,5	0,2	☺	☹
	P20200-3.2	H	2	5,4	18,5	0,2	☺	☹
	P20200-3.3	H	2	5,4	18,5	0,2	☺	☹

Ordering example for the grade WKP35S: P20200-1.1 WKP35S

HC = Coated carbide

D2

WALTER SELECT Optimum indexable insert for → Good = ☺ → Average = 😐 → Poor = ☹ machining conditions

www.isotool.se
Tel. 044 - 24 55 70

Tangential rhombic
P4406
Tiger·tec® Silver

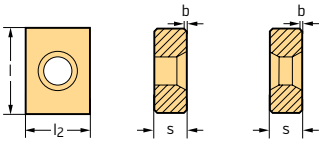

Indexable inserts

	Designation	Tolerance class	Number of cutting edges	s mm	l mm	l_2 mm	b mm	P HC WKP35S	K HC WKP35S
	P4406-1	H	4	3,5	12,7	9,52	0,5	☻	☻
	P4406-2	H	4	4	12,7	9,52	0,5	☻	☻
	P4406-3	H	4	4,75	12,7	9,52	0,4	☻	☻
	P4406-4	H	4	5,5	12,7	9,52	0,4	☻	☻
	P4406-5	H	4	6,35	12,7	9,52	0,4	☻	☻

Ordering example for the grade WKP35S: P4406-1 WKP35S

HC = Coated carbide

Tangential rhombic
P44280 / P44290
Tiger·tec® Gold

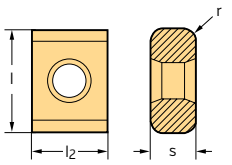

Indexable inserts

	Designation	Tolerance class	Number of cutting edges	s mm	l mm	l_2 mm	r mm	P HC WKP25S	M HC WSM35G	K HC WKP25S	S HC WSM35G
	P44280-1R08-D57	H	8	5,5	12,7	9,52	0,8		☻		☻
	P44280-1R10-D57	H	8	5,5	12,7	9,52	1		☻		☻
	P44280-1R125-D57	H	8	5,5	12,7	9,52	1,3		☻		☻
	P44280-1R15-D57	H	8	5,5	12,7	9,52	1,5		☻		☻
	P44280-1R20-D57	H	8	5,5	12,7	9,52	2		☻		☻
	P44280-2R25-D57	H	8	6,35	12,7	9,52	2,5	☻	☻	☻	☻
	P44280-2R30-D57	H	8	6,35	12,7	9,52	3		☻		☻
	P44280-2R40-D57	H	4	6,35	12,7	9,52	4		☻		☻
	P44290-1R08-D57	M	8	5,5	12,7	9,52	0,8	☻	☻	☻	☻
	P44290-1R10-D57	M	8	5,5	12,7	9,52	1	☻		☻	
	P44290-1R125-D57	M	8	5,5	12,7	9,52	1,3	☻		☻	
	P44290-1R20-D57	M	8	5,5	12,7	9,52	2	☻		☻	
	P44290-2R25-D57	M	8	6,35	12,7	9,52	2,5	☻		☻	
	P44290-2R30-D57	M	8	6,35	12,7	9,52	3	☻	☻	☻	☻
	P44290-2R40-D57	M	4	6,35	12,7	9,52	4		☻		☻

Ordering example for the grade WSM35G: P44280-1R08-D57 WSM35G

HC = Coated carbide

D2

WALTER SELECT Optimum indexable insert for → Good = ☻ → Average = ☻ → Poor = ☻ machining conditions

☻ ☻ ☻ / ★ = New addition to the product range

www.isotool.se
Tel. 044 - 24 55 70

Negative square
SNHQ
Tiger·tec® Gold

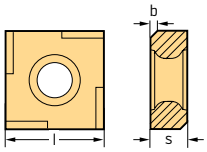

Indexable inserts

	Designation	Tolerance class	Number of cutting edges	s mm	l mm	b mm	P HC WKP35S	P HC WPP35G	K HC WAK15	K HC WKP25S	K HC WKP35S	K HC WPP35G
	SNHQ1205ZZR-A57T	H	8	5	12	0,8	☹	☹	☺	😐	☹	☹

Ordering example for the grade WAK15: SNHQ1205ZZR-A57T WAK15
Ordering example for the grade WKP25S: SNHQ1205ZZR-A57T WKP25S
Ordering example for the grade WKP35S: SNHQ1205ZZR-A57T WKP35S
Ordering example for the grade WPP35G: SNHQ1205ZZR-A57T WPP35G

HC = Coated carbide

Slitting – cutting inserts
SX
Tiger·tec® Gold

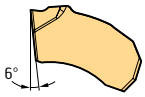

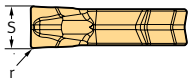

Cutting inserts

	Designation	s mm	r mm	S_{Tol} mm	l_{Tol} mm	P HC WKP23G	P HC WKP23S	P HC WSM23G	P HC WSM33G	P HC WSM43G	M HC WSM23G	M HC WSM33G	M HC WSM43G	K HC WKP23G	K HC WKP23S	K HC WSM23G	K HC WSM33G	N HW WK1	S HC WSM23G	S HC WSM33G	S HC WSM43G
	SX-5E500N03-SE6	5	0,3	±0,05	±0,1				😐	☹		😐								😐	
	SX-1E150N01-SF5	1,5	0,15	±0,05	±0,1				😐			😐								😐	
	SX-2E200N02-SF5	2	0,2	±0,05	±0,1				😐	☹		😐	☹							😐	☹
	SX-3E300N02-SF5	3	0,2	±0,05	±0,1				😐	☹		😐	☹							😐	☹
	SX-4E400N02-SF5	4	0,2	±0,05	±0,1				😐	☹		😐	☹							😐	☹
	SX-5E500N04-SF5	5	0,4	±0,05	±0,1				😐	☹		😐	☹							😐	☹
	SX-1E150N01-SK8	1,5	0,1	±0,02	±0,05													😐			
	SX-2E200N02-SK8	2	0,2	±0,02	±0,05													😐			
	SX-3E300N02-SK8	3	0,2	±0,02	±0,05													😐			
	SX-4E400N02-SK8	4	0,2	±0,02	±0,05													😐			

l_{Tol} = Repeat accuracy when changing indexable inserts within one insert batch
Radius tolerance r_{Tol} = ±0.05 mm
Ordering example for the grade WSM33G: SX-5E500N03-SE6 WSM33G

HC = Coated carbide
HW = Uncoated carbide

D2

WALTER SELECT Optimum indexable insert for → Good = ☺ → Average = 😐 → Poor = ☹ machining conditions

www.isotool.se
Tel. 044 - 24 55 70

Slitting – cutting inserts
SX
Tiger·tec® Gold

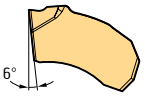

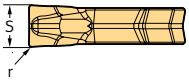

Cutting inserts

	Designation	s mm	r mm	S_{Tol} mm	l_{Tol} mm	P HC WKP23G	P HC WKP23S	P HC WSM23G	P HC WSM33G	P HC WSM43G	M HC WSM23G	M HC WSM33G	M HC WSM43G	K HC WKP23G	K HC WKP23S	K HC WSM23G	K HC WSM33G	N HW WK1	S HC WSM23G	S HC WSM33G	S HC WSM43G
	SX-1E150N01-CE4	1,5	0,15	±0,05	±0,1				😐			😐					😐			😐	
	SX-2E200N02-CE4	2	0,2	±0,05	±0,1	😊		😊	😐	😟	😊	😐	😟	😐		😐	😐		😊	😐	😟
	SX-2E260N03-CE4	2,6	0,3	±0,05	±0,1				😐			😐					😐			😐	
	SX-3E300N02-CE4	3	0,2	±0,05	±0,1	😊	😊	😊	😐	😟	😊	😐	😟	😐	😐	😐	😐		😊	😐	😟
	SX-3E310N03-CE4	3,1	0,3	±0,05	±0,1				😐	😟		😐	😟				😐			😐	😟
	SX-4E400N02-CE4	4	0,2	±0,05	±0,1	😊	😊	😊	😐	😟	😊	😐	😟	😐	😐	😐	😐		😊	😐	😟
	SX-4E410N03-CE4	4,1	0,3	±0,05	±0,1				😐			😐					😐			😐	
	SX-4E480N03-CE4	4,8	0,3	±0,05	±0,1				😐			😐					😐			😐	
	SX-5E500N04-CE4	5	0,4	±0,05	±0,1	😊			😐	😟		😐	😟	😐			😐			😐	😟
	SX-6E600N04-CE4	6	0,4	±0,05	±0,1	😊			😐	😟		😐	😟	😐			😐			😐	😟
	SX-8E800N08-CE4	8	0,8	±0,05	±0,1	😊			😐			😐		😐			😐			😐	
	SX-10E1000N08-CE4	10	0,8	±0,05	±0,1	😊			😐			😐		😐			😐			😐	
	SX-1E150N01-CF5	1,5	0,15	±0,05	±0,1				😐			😐								😐	
	SX-2E200N02-CF5	2	0,2	±0,05	±0,1				😐	😟		😐	😟							😐	😟
	SX-3E300N02-CF5	3	0,2	±0,05	±0,1			😊	😐	😟	😊	😐	😟						😊	😐	😟
	SX-3E310N03-CF5	3,1	0,3	±0,05	±0,1				😐			😐								😐	
	SX-4E400N02-CF5	4	0,2	±0,05	±0,1				😐	😟		😐	😟							😐	😟
	SX-5E500N04-CF5	5	0,4	±0,05	±0,1				😐	😟		😐	😟							😐	😟
	SX-6E600N04-CF5	6	0,4	±0,05	±0,1				😐			😐								😐	
	SX-2E200N02-CF6	2	0,2	±0,05	±0,1				😐	😟		😐	😟							😐	😟
	SX-3E300N02-CF6	3	0,2	±0,05	±0,1				😐	😟		😐	😟							😐	😟

l_{Tol} = Repeat accuracy when changing indexable inserts within one insert batch
Radius tolerance r_{Tol} = ±0.05 mm
Ordering example for the grade WSM33G: SX-5E500N03-SE6 WSM33G

HC = Coated carbide
HW = Uncoated carbide

D2

WALTER SELECT Optimum indexable insert for → Good = 😊 → Average = 😐 → Poor = 😟 machining conditions

😊 😐 😟 / ★ = New addition to the product range

www.isotool.se
Tel. 044 - 24 55 70

Face milling cutters

Machining			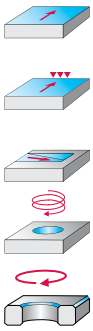					
Lead angle κ	**42°**		**42°**		**43°**		**43°**	
								
Designation	**M2026**		**M2025**		**M5004 Xtra·tec® XT**		**F2010**	
Diameter range	208,47–258,47	—	88,47–168,47	—	32–170	*1,500–6,394*	90–325	—
Boring bar/adaptor type								
DIN 1835 B								
Cylindrical bore DIN 138	✔		✔		✔	✔	✔	
ScrewFit					✔			
Cylindrical shank					✔	✔		
Cylindrical modular								
Steep taper								
HSK								
NCT								
P Steel					●●		●●	
M Stainless steel					●●		●●	
K Cast iron	●●		●●		●●		●●	
N NF metals					●●		●●	
S Materials with difficult cutting properties					●●		●●	
H Hard materials	●		●		●		●	
O Other					●		●	
Indexable inserts								
	ONHF0504...P45424...		ONHF0504...P45424...		OD...ODHX...		OD..0605...	
Number of cutting edges	16 / 4		16 / 4		8 / 1		8	
Max. depth of cut	3		3		3 - 4		4	
Page in catalogue	436		436		377		440	
QR code								
www.walter-tools.com/woc/	M2026		M2025		M5004		F2010	

WALTER SELECT ●● Primary application ● Other application

www.isotool.se
Tel. 044 - 24 55 70

Face milling cutters

Machining	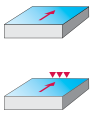				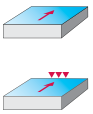			
Lead angle κ	**45°**		**45°**		**45°**		**45°**	
								
Designation	**M5009 Xtra·tec® XT**		**M4003**		**M3024 Walter BLAXX**		**F4045 Xtra·tec®**	
Diameter range	50,43–174	*2,411–12,535*	29,63–173,41	*1,129–6,528*	49,8–172,86	*2,386–6,506*	72,8–172,8	—
Boring bar/adaptor type								
DIN 1835 B								
Cylindrical bore DIN 138	✔	✔	✔	✔	✔	✔	✔	
ScrewFit	✔							
Cylindrical shank			✔	✔				
Cylindrical modular								
Steep taper								
HSK								
NCT								
P Steel	●●		●●		●●			
M Stainless steel	●●		●●		●●			
K Cast iron	●●		●●		●●		●●	
N NF metals	●●		●●					
S Materials with difficult cutting properties	●●		●●		●●			
H Hard materials	●		●				●	
O Other	●		●					
Indexable inserts								
	SN.X…XNGX…ANN…		SD…SDHX…		XN.U0705…XNGX0705…		XN.F0705…XN.X0705…	
Number of cutting edges	8 / 2		4 / 1		14 / 2		14 / 2	
Max. depth of cut	5 - 6		4,5 - 6,5		4 - 6		4 - 6	
Page in catalogue	386		412		420		432	
QR code								
www.walter-tools.com/woc/	M5009		M4003		M3024		F4045	

WALTER SELECT ●● Primary application ● Other application

D2

www.isotool.se
Tel. 044 - 24 55 70

Face milling cutters

Machining	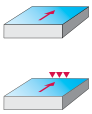				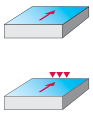			
Lead angle κ	**45°**		**60°**		**60°**		**75°**	
								
Designation	**F2010**		**M3016 Walter BLAXX**		**F2260**		**M5011 Xtra·tec® XT**	
Diameter range	94–329	—	143,6–333,6	—	113–263	—	55,5–165,5	—
Boring bar/adaptor type								
DIN 1835 B								
Cylindrical bore DIN 138	✔		✔		✔		✔	
ScrewFit								
Cylindrical shank								
Cylindrical modular								
Steep taper								
HSK								
NCT								
P Steel	●●		●●		●		●●	
M Stainless steel	●●		●				●●	
K Cast iron	●●		●●		●●		●●	
N NF metals	●●							
S Materials with difficult cutting properties	●●		●				●●	
H Hard materials	●						●	
O Other	●						●	
Indexable inserts								
	SN.X1205…		LNMX2010…		LNMU1508…		SN.X1205…XNGX1205ENN…	
Number of cutting edges	8		4		4		8 / 2	
Max. depth of cut	6,5		16		11		8	
Page in catalogue	442		428		430		398	
QR code								
www.walter-tools.com/woc/	F2010		M3016		F2260		M5011	

WALTER SELECT

●● Primary application ● Other application

www.isotool.se
Tel. 044 - 24 55 70

Face milling cutters

Machining	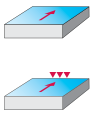					
Lead angle κ	**88°**		**90°**		**90°**	
						
Designation	**M5012 Xtra·tec® XT**		**F2250**		**F2010**	
Diameter range	40–160	*2,000–6,000*	63–100	—	80–160	—
Boring bar/adaptor type						
DIN 1835 B						
Cylindrical bore DIN 138	✔	✔	✔		✔	
ScrewFit						
Cylindrical shank						
Cylindrical modular						
Steep taper						
HSK						
NCT						
P Steel	●●				●●	
M Stainless steel	●●				●	
K Cast iron	●●				●●	
N NF metals	●●		●●			
S Materials with difficult cutting properties	●●					
H Hard materials	●				●	
O Other	●					
Indexable inserts						
	SN.X…XNGX….ZNN…		SP..1204…		P2903..	
Number of cutting edges	8 / 2		1		3	
Max. depth of cut	8 - 10		3		9	
Page in catalogue	402		438		444	
QR code						
www.walter-tools.com/woc/	M5012		F2250		F2010	

WALTER SELECT ●● Primary application ● Other application

D2

www.isotool.se
Tel. 044 - 24 55 70

High-feed milling cutters

Machining	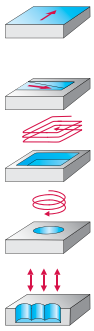						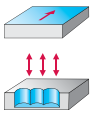	
Lead angle κ	**15°**		**15°**		**15°**		**21°**	
								
Designation	**M5008 Xtra·tec® XT**		**M4002**		**F2330**		**F4030 Xtra·tec®**	
Diameter range	16–66	*0,625–3,000*	20–125	*0,750–4,000*	20–85	*0,750–4,000*	25–100	*1,000–4,000*
Boring bar/adaptor type								
DIN 1835 B						✔		
Cylindrical bore DIN 138	✔	✔	✔	✔	✔	✔	✔	✔
ScrewFit	✔	✔	✔	✔	✔	✔	✔	✔
Cylindrical shank	✔	✔	✔	✔	✔	✔	✔	✔
Cylindrical modular	✔		✔					
Steep taper								
HSK								
NCT								
P Steel	●●		●●		●●		●●	
M Stainless steel	●●		●●		●●		●●	
K Cast iron	●●		●●		●●		●●	
N NF metals			●●					
S Materials with difficult cutting properties	●●		●●		●●		●●	
H Hard materials	●●							
O Other								
Indexable inserts								
	EN.X08T3...		SD...SD.X...		P263...		P23696...	
Number of cutting edges	4		4 / 4		3		6	
Max. depth of cut	1		1 - 2		1 - 2		1 - 2	
Page in catalogue	447		453		462		458	
QR code								
www.walter-tools.com/woc/	M5008		M4002		F2330		F4030	

WALTER SELECT ●● Primary application ● Other application

D2

www.isotool.se
Tel. 044 - 24 55 70

Shoulder milling cutters

Machining	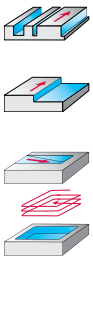		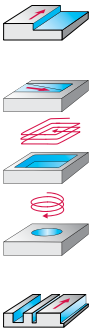		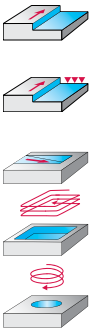			
Lead angle κ	**90°**		**90°**		**90°**		**90°**	
								
Designation	**M5250 Xtra·tec® XT**		**M5137 Xtra·tec® XT**		**M5130 Xtra·tec® XT**		**M2331**	
Diameter range	50–80	*2,000–3,000*	25–160	*1,000–6,000*	10–160	*0,500–6,000*	40–50	*2,000*
Boring bar/adaptor type								
DIN 1835 B			✔	✔	✔	✔		
Cylindrical bore DIN 138	✔	✔	✔	✔	✔	✔	✔	
ScrewFit					✔	✔		
Cylindrical shank					✔	✔		
Cylindrical modular					✔			
Steep taper								
HSK								
NCT	✔							
P Steel	●●		●●		●●			
M Stainless steel	●●		●		●●			
K Cast iron	●●		●●		●●			
N NF metals	●●				●●		●●	
S Materials with difficult cutting properties	●●		●		●●			
H Hard materials					●●			
O Other	●				●		●	
Indexable inserts								
	BC..1605..SC..1105..		TNMU...		AC... / BC...		ZDGT..A...	
Number of cutting edges	2 / 4		6		2		2	
Max. depth of cut	43 - 99		5 - 8		5 - 15		15 - 20	
Page in catalogue	564		492		467		510	
QR code								
www.walter-tools.com/woc/	M5250		M5137		M5130		M2331	

WALTER SELECT ●● Primary application ● Other application

D2

www.isotool.se
Tel. 044 - 24 55 70

Shoulder milling cutters

Machining			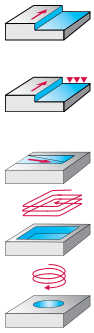					
Lead angle κ	**90°**		**90°**		**90°**		**90°**	
								
Designation	**M2136**		**M2131**		**F5241 Walter BLAXX**		**F5141 Walter BLAXX**	
Diameter range	50–160	—	25–80	*1,000–3,000*	50–160	—	40–160	*1,500–6,000*
Boring bar/adaptor type								
DIN 1835 B							✔	✔
Cylindrical bore DIN 138	✔		✔	✔	✔		✔	✔
ScrewFit			✔	✔			✔	✔
Cylindrical shank			✔	✔			✔	
Cylindrical modular								
Steep taper								
HSK			✔					
NCT								
P Steel					●●		●●	
M Stainless steel					●●		●●	
K Cast iron	●●				●●		●●	
N NF metals			●●		●●		●●	
S Materials with difficult cutting properties					●●		●●	
H Hard materials					●		●	
O Other			●		●		●	
Indexable inserts								
	SNEF1204…SNEX1204…		ZDGT…		LN.U1607…		LN.U1306…LNHX1306…	
Number of cutting edges	8 / 4		2		4		4 / 4	
Max. depth of cut	6,5		15 - 20		15		12	
Page in catalogue	514		506		526		521	
QR code								
www.walter-tools.com/woc/	M2136		M2131		F5241		F5141	

WALTER SELECT ●● Primary application ● Other application

www.isotool.se
Tel. 044 - 24 55 70

Shoulder milling cutters

Machining							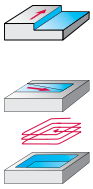	
Lead angle κ	**90°**		**90°**		**90°**		**90°**	
								
Designation	**F5041 Walter BLAXX**		**F5138 Walter BLAXX**		**F5038 Walter BLAXX**		**F4338 Xtra·tec®**	
Diameter range	25–63	*1,000–2,000*	40–80	*1,500–2,500*	25–40	—	63–80	—
Boring bar/adaptor type								
DIN 1835 B	✔	✔		✔	✔			
Cylindrical bore DIN 138	✔	✔	✔	✔			✔	
ScrewFit	✔	✔	✔		✔			
Cylindrical shank	✔	✔						
Cylindrical modular								
Steep taper								
HSK								
NCT								
P Steel	●●		●●		●●		●●	
M Stainless steel	●●		●●		●●		●●	
K Cast iron	●●		●●		●●		●●	
N NF metals	●●		●●		●●			
S Materials with difficult cutting properties	●●		●●		●●		●●	
H Hard materials	●							
O Other	●		●		●			
Indexable inserts								
	LN.U0904…LNHX0904…		LN.U1306…		LN.U0904…		AD..1807…	
Number of cutting edges	4 / 4		4		4		2	
Max. depth of cut	8		34 - 56		32 - 40		47 - 78	
Page in catalogue	516		560		558		580	
QR code								
www.walter-tools.com/woc/	F5041		F5138		F5038		F4338	

WALTER SELECT ●● Primary application ● Other application

D2

www.isotool.se
Tel. 044 - 24 55 70

Shoulder milling cutters

Machining	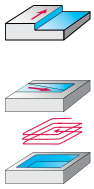						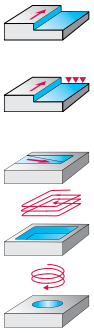	
Lead angle κ	**90°**		**90°**		**90°**		**90°**	
								
Designation	**F4238 Xtra·tec®**		**F4138 Xtra·tec®**		**F4038 Xtra·tec®**		**F4042 Xtra·tec®**	
Diameter range	40–80	*1,500–3,000*	32–63	*1,250–2,000*	20–32	*0,750–1,000*	63–160	—
Boring bar/adaptor type								
DIN 1835 B		✔	✔	✔	✔	✔		
Cylindrical bore DIN 138	✔	✔	✔	✔			✔	
ScrewFit	✔		✔	✔	✔			
Cylindrical shank								
Cylindrical modular								
Steep taper								
HSK								
NCT	✔		✔					
P Steel	●●		●●		●●		●●	
M Stainless steel	●●		●●		●●		●●	
K Cast iron	●●		●●		●●		●●	
N NF metals	●●		●●		●●		●●	
S Materials with difficult cutting properties	●●		●●		●●		●●	
H Hard materials							●	
O Other	●		●		●		●	
Indexable inserts								
	AD..1606...		AD..1204...		AD..0803...		AD..1807...	
Number of cutting edges	2		2		2		2	
Max. depth of cut	29 - 99		33 - 54		22 - 37		16,7	
Page in catalogue	576		572		568		536	
QR code								
www.walter-tools.com/woc/	F4238		F4138		F4038		F4042	

WALTER SELECT ●● Primary application ● Other application

D2

www.isotool.se
Tel. 044 - 24 55 70

Shoulder milling cutters

Machining	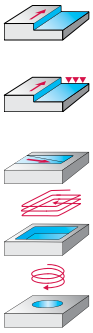				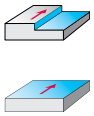		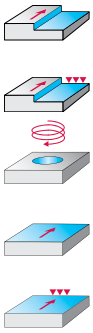	
Lead angle κ	**90°**		**90°**		**90°**		**90°**	
								
Designation	**F4042R Xtra·tec®**		**F4041 Xtra·tec®**		**F2010**		**F2010**	
Diameter range	16–63	*0,625–2,000*	40–125	*1,500–4,000*	80–315	*3,000–12,000*	80–315	*3,000–12,000*
Boring bar/adaptor type								
DIN 1835 B	✔	✔	✔					
Cylindrical bore DIN 138	✔	✔	✔	✔	✔	✔	✔	✔
ScrewFit	✔	✔	✔	✔				
Cylindrical shank	✔	✔						
Cylindrical modular								
Steep taper								
HSK								
NCT								
P Steel	●●		●●		●●		●●	
M Stainless steel	●●		●●		●		●●	
K Cast iron	●●		●●		●●		●●	
N NF metals	●●		●●				●●	
S Materials with difficult cutting properties	●●		●●		●		●●	
H Hard materials	●		●				●	
O Other	●		●				●	
Indexable inserts								
	AD..10T3...ADGX10T3...		LN.X1307...		TNMU1605..		BC..1605...	
Number of cutting edges	2 / 2		4		6		2	
Max. depth of cut	10		13		8		15	
Page in catalogue	532		528		554		548	
QR code								
www.walter-tools.com/woc/	F4042R		F4041		F2010		F2010	

WALTER SELECT ●● Primary application ● Other application

D2

www.isotool.se
Tel. 044 - 24 55 70

Shoulder milling cutters

Machining	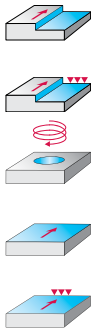		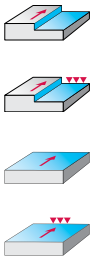					
Lead angle κ	**90°**		**90°**		**90°**		**90°**	
								
Designation	**F2010**		**F2010**		**F2010**		**F2010**	
Diameter range	80–315	*3,000–12,000*	80–315	—	80–315	—	80–315	—
Boring bar/adaptor type								
DIN 1835 B								
Cylindrical bore DIN 138	✔	✔	✔		✔		✔	
ScrewFit								
Cylindrical shank								
Cylindrical modular								
Steep taper								
HSK								
NCT								
P Steel	●●		●●		●●		●●	
M Stainless steel	●●		●●		●●		●●	
K Cast iron	●●		●●		●●		●●	
N NF metals	●●		●●		●●		●●	
S Materials with difficult cutting properties	●●		●●		●●		●●	
H Hard materials	●		●		●		●	
O Other	●		●		●		●	
Indexable inserts								
	BC..1204...		LN.U1306...		LN.U0904...		LN.X1307...	
Number of cutting edges	2		4		4		4	
Max. depth of cut	11,7 - 11,7		12		8		13	
Page in catalogue	544		542		540		538	
QR code								
www.walter-tools.com/woc/	F2010		F2010		F2010		F2010	

D2

WALTER SELECT ●● Primary application ● Other application

www.isotool.se
Tel. 044 - 24 55 70

Shoulder milling cutters

Machining				
Lead angle κ	**89,75°**		**89,5°**	
				
Designation	**M4132**		**F2010**	
Diameter range	16–125	*0,625–3*	80–315	—
Boring bar/adaptor type				
DIN 1835 B	✔	✔		
Cylindrical bore DIN 138	✔	✔	✔	
ScrewFit	✔			
Cylindrical shank				
Cylindrical modular	✔			
Steep taper				
HSK				
NCT				
P Steel	●●		●●	
M Stainless steel	●●		●●	
K Cast iron	●●		●●	
N NF metals	●●		●●	
S Materials with difficult cutting properties	●●		●●	
H Hard materials	●		●	
O Other	●		●	
Indexable inserts				
	SD…		SD..1204…	
Number of cutting edges	4		4	
Max. depth of cut	5,6 - 11,6		11,6	
Page in catalogue	501		552	
QR code				
www.walter-tools.com/woc/	M4132		F2010	

WALTER SELECT ●● Primary application ● Other application

D2

www.isotool.se
Tel. 044 - 24 55 70

Slot milling cutters

Machining	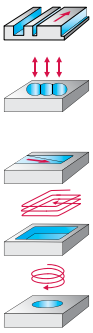		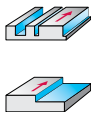					
Lead angle κ	**90°**		**90°**		**90°**		**90°**	
								
Designation	**M4792**		**M4791**		**M4258**		**M4257**	
Diameter range	17,9–39,9	*1,000–1,500*	—	*0,750–1,500*	50–100	—	40–63	—
Boring bar/adaptor type								
DIN 1835 B	✔	✔		✔			✔	
Cylindrical bore DIN 138					✔		✔	
ScrewFit							✔	
Cylindrical shank								
Cylindrical modular								
Steep taper								
HSK								
NCT								
P Steel	●●		●●		●●		●●	
M Stainless steel	●●		●●		●●		●●	
K Cast iron	●●		●●		●●		●●	
N NF metals			●●					
S Materials with difficult cutting properties	●●		●●		●●		●●	
H Hard materials			●					
O Other								
Indexable inserts								
	LD… SD…		SD…		LD..1704… SD..1204…		LD..14T3… SD…09T3…	
Number of cutting edges	2 / 4		4		2 / 4		2 / 4	
Max. depth of cut	8,3 - 26,9		5,6 - 11,6		25 - 118		47 - 54	
Cutting width SB [mm]								
Page in catalogue	584		582		589		589	
QR code								
www.walter-tools.com/woc/	M4792		M4791		M4258		M4257	

WALTER SELECT ●● Primary application ● Other application

www.isotool.se
Tel. 044 - 24 55 70

Slot milling cutters

Machining	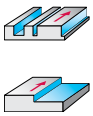							
Lead angle κ	**90°**		**90°**		**90°**		**90°**	
								
Designation	**M4256**		**M3255 Walter BLAXX**		**F5055 Walter BLAXX**		**F4253 Xtra·tec®**	
Diameter range	20–32	—	50–80	*2,000–3,000*	63–500	—	100–315	—
Boring bar/adaptor type								
DIN 1835 B	✔							
Cylindrical bore DIN 138			✔	✔	✔		✔	
ScrewFit	✔							
Cylindrical shank								
Cylindrical modular								
Steep taper								
HSK								
NCT								
P Steel	●●				●●		●●	
M Stainless steel	●●		●●		●●		●●	
K Cast iron	●●				●●		●●	
N NF metals					●●			
S Materials with difficult cutting properties	●●		●●		●●		●●	
H Hard materials								
O Other								
Indexable inserts								
	LD..08T2... SD..06T2...		XNHX1306... LNHX1206...		SX...		LN.U...	
Number of cutting edges	2 / 4		2 / 4		1		4	
Max. depth of cut	27 - 37		46 - 80		—		—	
Cutting width SB [mm]					1,5–5		12–25	
Page in catalogue	589		598		620		618	
QR code								
www.walter-tools.com/woc/	M4256		M3255		F5055		F4253	

WALTER SELECT ●● Primary application ● Other application

D2

www.isotool.se
Tel. 044 - 24 55 70

Slot milling cutters

Machining			 					
Lead angle κ	**90°**		**90°**		**90°**		**90°**	
								
Designation	**F4153 Xtra·tec®**		**F4053 Xtra·tec®**		**F2252**		**F2252**	
Diameter range	80–200	*3,000–6,000*	80–160	—	125–200	—	125–200	—
Boring bar/adaptor type								
DIN 1835 B								
Cylindrical bore DIN 138	✔	✔	✔		✔		✔	
ScrewFit								
Cylindrical shank								
Cylindrical modular								
Steep taper								
HSK								
NCT								
P Steel	●●		●●		●●		●●	
M Stainless steel	●●		●●		●●		●●	
K Cast iron	●●		●●		●●		●●	
N NF metals					●●		●●	
S Materials with difficult cutting properties	●●		●●		●●		●●	
H Hard materials								
O Other					●		●	
Indexable inserts								
	LN.U…		LN.X0702…		BC..1605…		BC..1204…	
Number of cutting edges	4		4		2		2	
Max. depth of cut	—		—		—		—	
Cutting width SB [mm]	6–10		4		22		16–19	
Page in catalogue	614		612		607		605	
QR code								
www.walter-tools.com/woc/	F4153		F4053		F2252		F2252	

WALTER SELECT

●● Primary application ● Other application

D2

www.isotool.se
Tel. 044 - 24 55 70

Slot milling cutters

Machining								
Lead angle κ	**90°**		**90°**		**90°**		**90°**	
								
Designation	**F2252**		**F2252**		**F2252**		**F2252**	
Diameter range	100–160	—	125–200	—	100–160	—	80–160	—
Boring bar/adaptor type								
DIN 1835 B								
Cylindrical bore DIN 138	✔		✔		✔		✔	
ScrewFit								
Cylindrical shank								
Cylindrical modular								
Steep taper								
HSK								
NCT								
P Steel	●●		●●		●●		●●	
M Stainless steel	●●		●●		●●		●●	
K Cast iron	●●		●●		●●		●●	
N NF metals	●●		●●		●●		●●	
S Materials with difficult cutting properties	●●		●●		●●		●●	
H Hard materials								
O Other	●		●		●		●	
Indexable inserts								
	BC..0903...		MP..1204.... P2905..		MP..0803... P2905..		MP..0603... P2905..	
Number of cutting edges	2		2 / 4		2 / 4		2 / 4	
Max. depth of cut	—		—		—		—	
Cutting width SB [mm]	12–14		16–22		10–14		8–9	
Page in catalogue	602		608		608		608	
QR code								
www.walter-tools.com/woc/	F2252		F2252		F2252		F2252	

WALTER SELECT

●● Primary application ● Other application

D2

www.isotool.se
Tel. 044 - 24 55 70

Copy milling cutters

Machining	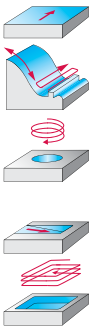				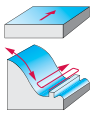		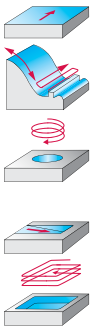	
Lead angle κ								
								
Designation	**M5468 Xtra·tec® XT**		**M5460 Xtra·tec® XT**		**M2473**		**M2472**	
Diameter range	15–160	*1,000–5,000*	8–32	*0,375–1,000*	40–63	—	32–50	—
Boring bar/adaptor type								
DIN 1835 B	✔	✔	✔	✔				
Cylindrical bore DIN 138	✔	✔			✔		✔	
ScrewFit	✔	✔	✔		✔		✔	
Cylindrical shank			✔	✔				
Cylindrical modular	✔		✔					
Steep taper								
HSK								
NCT								
P Steel	●●		●●					
M Stainless steel	●●		●●					
K Cast iron	●●		●●					
N NF metals	●●							
S Materials with difficult cutting properties	●●		●●		●●		●●	
H Hard materials	●●		●●					
O Other	●		●					
Indexable inserts								
	RD.X... / RO.X...		P32...		RNGN1207...WIS..		RPGN1204...WIS..	
Number of cutting edges	4 / 8		1		8		4	
Max. depth of cut	3,5 - 10		4 - 16		6		6	
Page in catalogue	624		670		652		650	
QR code								
www.walter-tools.com/woc/	M5468		M5460		M2473		M2472	

WALTER SELECT ●● Primary application ● Other application

www.isotool.se
Tel. 044 - 24 55 70

Copy milling cutters

Machining	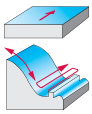				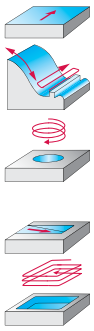			
Lead angle κ								
								
Designation	**M2471**		**F2339**		**F2334R**		**F2239**	
Diameter range	25–63	—	16–50	*0,625–2,000*	25–80	*1,250–2,500*	20–63	—
Boring bar/adaptor type								
DIN 1835 B			✔	✔			✔	
Cylindrical bore DIN 138	✔				✔	✔		
ScrewFit	✔		✔	✔	✔	✔	✔	
Cylindrical shank	✔				✔	✔		
Cylindrical modular			✔		✔			
Steep taper								
HSK								
NCT							✔	
P Steel	●●		●●		●●		●●	
M Stainless steel	●●		●●		●●		●●	
K Cast iron			●●		●●		●●	
N NF metals								
S Materials with difficult cutting properties	●●		●●		●●		●●	
H Hard materials			●					
O Other								
Indexable inserts								
	RN.X…		XD.T…SP…		RO.X…		SP…	
Number of cutting edges	8		2 / 4		4		4	
Max. depth of cut	5 - 6		11 - 57		5 - 6		15 - 84	
Page in catalogue	648		678		655		676	
QR code								
www.walter-tools.com/woc/	M2471		F2339		F2334R		F2239	

WALTER SELECT ●● Primary application ● Other application

D2

www.isotool.se
Tel. 044 - 24 55 70

Copy milling cutters

Machining	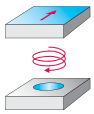					
Lead angle κ						
						
Designation	**F2010**		**F2010**		**F2010**	
Diameter range	83–318	*3,122–12,118*	83–318	*3,118–12,118*	83,3–318,3	—
Boring bar/adaptor type						
DIN 1835 B						
Cylindrical bore DIN 138	✔	✔	✔	✔	✔	
ScrewFit						
Cylindrical shank						
Cylindrical modular						
Steep taper						
HSK						
NCT						
P Steel	●●		●●		●●	
M Stainless steel	●●		●●		●●	
K Cast iron	●●		●●		●●	
N NF metals	●●		●●			
S Materials with difficult cutting properties	●●		●●		●●	
H Hard materials	●●		●●		●	
O Other	●		●			
Indexable inserts						
	RO.X1204M08...		RO.X1605M08...		RO.X1605...	
Number of cutting edges	8		8		6	
Max. depth of cut	6		8		8	
Page in catalogue	664		660		660	
QR code						
www.walter-tools.com/woc/	F2010		F2010		F2010	

WALTER SELECT ●● Primary application ● Other application

www.isotool.se
Tel. 044 - 24 55 70

www.isotool.se
Tel. 044 - 24 55 70

Profiling cutters

Machining								
Lead angle κ	**30°**		**45°**		**60°**		**90°**	
								
Designation	**M4574**		**M4574**		**M4574**		**M4575**	
Diameter range	8–20	*0,750*	8–40	*0,500–1,500*	8–20	*0,750*	20,5–49,5	*0,778–1,821*
Boring bar/adaptor type								
DIN 1835 B							✔	✔
Cylindrical bore DIN 138								
ScrewFit			✔					
Cylindrical shank	✔	✔	✔	✔	✔	✔		
Cylindrical modular			✔					
Steep taper								
HSK								
NCT								
P Steel	●●		●●		●●		●●	
M Stainless steel	●●		●●		●●		●●	
K Cast iron	●●		●●		●●		●●	
N NF metals	●●		●●		●●		●●	
S Materials with difficult cutting properties	●●		●●		●●		●●	
H Hard materials								
O Other								
Indexable inserts								
	SD…		SD…		SD…		SD…	
Number of cutting edges	4		4		4		4	
Max. depth of cut	2,7 - 4		3,5 - 7,5		4,8 - 6,8		—	
Page in catalogue	686		684		688		696	
QR code								
www.walter-tools.com/woc/	M4574		M4574		M4574		M4575	

WALTER SELECT

●● Primary application ● Other application

www.isotool.se
Tel. 044 - 24 55 70

Profiling cutters

Machining	
Lead angle κ	**90°**



Designation	**F2036**	
Diameter range	16–63	—
Boring bar/adaptor type		
DIN 1835 B	✔	
Cylindrical bore DIN 138		
ScrewFit		
Cylindrical shank		
Cylindrical modular		
Steep taper		
HSK		
NCT	✔	
P Steel	●●	
M Stainless steel		
K Cast iron	●●	
N NF metals		
S Materials with difficult cutting properties		
H Hard materials		
O Other		

Indexable inserts	 P20200...
Number of cutting edges	2
Max. depth of cut	—
Page in catalogue	700
QR code	
www.walter-tools.com/woc/	F2036

WALTER SELECT ●● Primary application ● Other application

www.isotool.se
Tel. 044 - 24 55 70

Octagonal face milling cutters

M5004 mm

OD .. 0504 ..; ODHX0504ZZR

Xtra·tec® XT



– 8 cutting edges per indexable insert

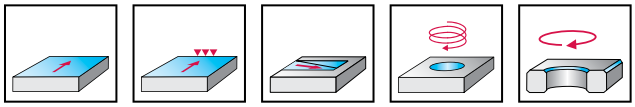

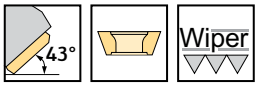

	P	M	K	N	S	H	O
M5004	●●	●●	●●	●●	●●	●	●

Tool

Designation	D_c mm	D_a mm	d_1 mm	l_4 mm	l_1 mm	L_c mm	L_{c2} mm	Z	kg	No. of inserts	Type
ScrewFit											
M5004-032-T28-02-03	24	32	28	40		3	8	2	0,16	2	OD .. 0504 .. ODHX0504ZZR
M5004-040-T36-03-03	32	40	36	40		3	8	3	0,3	3	
Cylindrical shank											
M5004-032-A25-02-03	24	32	25	35	150	3	8	2	0,51	2	OD .. 0504 .. ODHX0504ZZR
M5004-040-A20-03-03	32	40	20	35	110	3	8	3	0,28	3	
M5004-040-A25-03-03	32	40	25	35	150	3	8	3	0,59	3	
Shell mill mount DIN 138 transverse keyway											
M5004-050-B16-04-03	42	50	16	40		3	8	4	0,38	4	OD .. 0504 .. ODHX0504ZZR
M5004-050-B16-05-03	42	50	16	40		3	8	5	0,37	5	
M5004-052-B22-04-03	44	52	22	45		3	8	4	0,36	4	
M5004-052-B22-05-03	44	52	22	40		3	8	5	0,35	5	
M5004-058-B16-04-03	50	58	16	40		3	8	4	0,51	4	
M5004-058-B16-05-03	50	58	16	40		3	8	5	0,53	5	
M5004-063-B22-05-03	55	63	22	40		3	8	5	0,4	5	
M5004-063-B22-06-03	55	63	22	40		3	8	6	0,4	6	
M5004-063-B22-07-03	55	63	22	40		3	8	7	0,61	7	
M5004-066-B27-06-03	58	66	27	50		3	8	6	0,69	6	
M5004-071-B22-06-03	63	71	22	40		3	8	6	0,72	6	
M5004-071-B22-07-03	63	71	22	40		3	8	7	0,7	7	
M5004-080-B27-06-03	72	80	27	50		3	8	6	0,88	6	
M5004-080-B27-07-03	72	80	27	50		3	8	7	1,16	7	
M5004-080-B27-08-03	72	80	27	50		3	8	8	0,91	8	
M5004-088-B27-07-03	80	88	27	50		3	8	7	1,05	7	
M5004-088-B27-08-03	80	88	27	50		3	8	8	1,07	8	
M5004-100-B32-08-03	92	100	32	50		3	8	8	1,59	8	
M5004-100-B32-10-03	92	100	32	50		3	8	10	1,57	10	
M5004-108-B32-08-03	100	108	32	50		3	8	8	1,77	8	

Bodies and assembly parts are included in the scope of delivery

D2

WALTER SELECT Stability of machine, workpiece and clamping arrangement → Very good = ☺ → Good = 😐 → Moderate = ☹

Assembly parts

	D_c [mm]	24–117
	Clamping screw for indexable insert Tightening torque	FS2119 (T15IP) 3 Nm

Accessories

	D_c [mm]	24	32	42–117	50
	Torque screwdriver, analogue	FS2003			
	Torque screwdriver, digital	FS2248			
	Interchangeable blade	FS2014 (T15IP)			
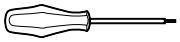	Screwdriver	FS1485 (T15IP)			

Indexable inserts

	Designation	Tolerance class	Number of cutting edges	r mm	b mm	P HC WHH15X	P HC WKP25S	P HC WKP35G	P HC WKP35S	P HC WPP35G	P HC WSP45G	M HC WSM35G	M HC WSM45X	M HC WSP45G	K CN WSN10	K HC WAK15	K HC WHH15X	K HC WKK25G	K HC WKP25S	K HC WKP35G	K HC WKP35S	K HC WPP35G	N HC WXN15	N HW WK10	S HC WSM35G	S HC WSM45X	S HC WSP45G	H HC WHH15X
	ODHT050408-F57	H	8	0,8				☻	☻	☻	☹			☹						☹	☹	☹					☹	
	ODHW050412-A57	H	8	1,2											☺													
	ODMT050408-D57	M	8	0,8				☻	☻	☻	☹	☻		☹				☻		☹	☹	☹			☻		☹	
	ODMW050408-A57	M	8	0,8			☻		☹	☹						☺		☻	☻		☹	☹						
	ODMW050408T-A27	M	8	0,8			☻	☹	☹	☹								☻	☻	☻	☹	☹						
	ODHT0504ZZN-F57	H	8	0,8	1,2		☺	☻	☻	☻	☹	☻		☹					☻	☹	☹	☹			☻		☹	
	ODHT0504ZZN-G77	H	8	0,8	1,6						☻			☻														
	ODHT0504ZZN-G88	H	8	0,8	1,2																		☺	☻				
	ODHW0504ZZN-A57	H	8	0,8	1,2		☻	☹	☹	☹						☺			☻	☹	☹	☹						
	ODMT0504ZZN-D57	M	8	0,8	1,2		☺	☻	☻	☻	☹	☻	☹	☹				☻	☻	☹	☹	☹			☻	☹	☹	
	ODMT0504ZZN-F57	M	8	0,8	1,2			☻	☻		☹	☻		☹						☹	☹				☻		☹	
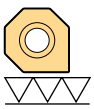	ODHX0504ZZR-A57	H	1	0,8	7,2	☺			☹	☹						☺	☺				☹	☹						☺

ODHX0504ZZR-A57 wiper insert only in combination with ODH.0504ZZN . .

HC = Coated carbide
CN = Silicon nitride Si_3N_4
HW = Uncoated carbide

D2

WALTER SELECT Stability of machine, workpiece and clamping arrangement → Very good = ☺ → Good = 😐 → Moderate = ☹

☻ 😐 ☹ / ★ = New addition to the product range

www.isotool.se
Tel. 044 - 24 55 70

Octagonal face milling cutters

M5004 mm

OD .. 0504 ..; ODHX0504ZZR

Xtra·tec® XT



– 8 cutting edges per indexable insert

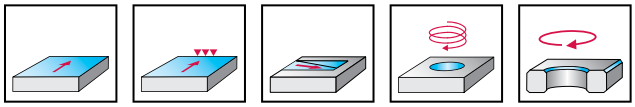

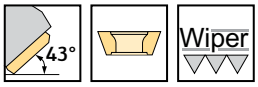

	P	M	K	N	S	H	O
M5004	●●	●●	●●	●●	●●	●	●

Tool

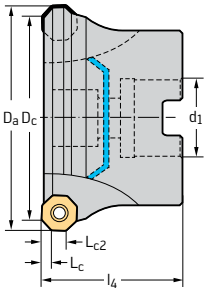

Shell mill mount DIN 138 transverse keyway

Designation	D_c mm	D_a mm	d_1 mm	l_4 mm	l_1 mm	L_c mm	L_{c2} mm	Z	kg	No. of inserts	Type
M5004-108-B32-10-03	100	108	32	50		3	8	10	2,76	10	OD .. 0504 .. ODHX0504ZZR
M5004-125-B40-10-03	117	125	40	63		3	8	10	3,07	10	
M5004-125-B40-12-03	117	125	40	63		3	8	12	3,01	12	

Bodies and assembly parts are included in the scope of delivery

D2

WALTER SELECT Stability of machine, workpiece and clamping arrangement → Very good = ☺ → Good = 😐 → Moderate = ☹

www.isotool.se
Tel. 044 - 24 55 70

Assembly parts

	D_c [mm]	24–117
	Clamping screw for indexable insert Tightening torque	FS2119 (T15IP) 3 Nm

Accessories

	D_c [mm]	24	32	42–117	50
	Torque screwdriver, analogue	FS2003			
	Torque screwdriver, digital	FS2248			
	Interchangeable blade	FS2014 (T15IP)			
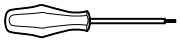	Screwdriver	FS1485 (T15IP)			

Indexable inserts

	Designation	Tolerance class	Number of cutting edges	r mm	b mm	P HC WHH15X	P HC WKP25S	P HC WKP35G	P HC WKP35S	P HC WPP35G	P HC WSP45G	M HC WSM35G	M HC WSM45X	M HC WSP45G	K CN WSN10	K HC WAK15	K HC WHH15X	K HC WKK25G	K HC WKP25S	K HC WKP35G	K HC WKP35S	K HC WPP35G	N HC WXN15	N HW WK10	S HC WSM35G	S HC WSM45X	S HC WSP45G	H HC WHH15X
	ODHT050408-F57	H	8	0,8				☻	☻	☻	☹			☹						☹	☹	☹					☻	
	ODHW050412-A57	H	8	1,2											☺													
	ODMT050408-D57	M	8	0,8				☻	☻	☻	☹	☻		☹				☻		☹	☹	☹			☻		☻	
	ODMW050408-A57	M	8	0,8			☻		☹	☹						☺		☻	☻		☹	☹						
	ODMW050408T-A27	M	8	0,8			☻	☹	☹	☹								☻	☻	☻	☹	☹						
	ODHT0504ZZN-F57	H	8	0,8	1,2		☺	☻	☻	☻	☹	☻		☹					☻	☹	☹	☹			☻		☹	
	ODHT0504ZZN-G77	H	8	0,8	1,6						☻			☻													☻	
	ODHT0504ZZN-G88	H	8	0,8	1,2																		☺	☻				
	ODHW0504ZZN-A57	H	8	0,8	1,2		☻	☹	☹	☹						☺			☻	☹	☹	☹						
	ODMT0504ZZN-D57	M	8	0,8	1,2		☺	☻	☻	☻	☹	☻	☹	☹				☻	☻	☹	☹	☹			☻	☹	☹	
	ODMT0504ZZN-F57	M	8	0,8	1,2			☻	☻		☹	☻		☹						☹	☹				☻		☹	
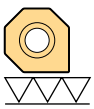	ODHX0504ZZR-A57	H	1	0,8	7,2	☺			☹	☹						☺	☺				☹	☹						☺

ODHX0504ZZR-A57 wiper insert only in combination with ODH.0504ZZN . .

HC = Coated carbide
CN = Silicon nitride Si_3N_4
HW = Uncoated carbide

D2

WALTER SELECT Stability of machine, workpiece and clamping arrangement → Very good = ☺ → Good = 😐 → Moderate = ☹

☻ 😐 ☹ / ★ = New addition to the product range

www.isotool.se
Tel. 044 - 24 55 70

Octagonal face milling cutters
M5004



– 8 cutting edges per indexable insert

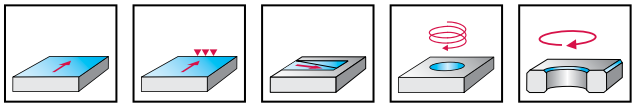

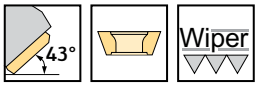

	P	M	K	N	S	H	O
M5004	●●	●●	●●	●●	●●	●	●

Tool

Designation	D_c inch	D_a inch	d_1 inch	l_4 inch	l_1 inch	L_c inch	L_{c2} inch	Z	lbs	No. of inserts	Type
M5004.038-A26-03-03	1,185	1,500	1,000	1,500	6,000	0,118	0,315	3	1,219	3	OD .. 0504 .. ODHX0504ZZR
M5004.046-A31-03-03	1,500	1,815	1,250	1,750	10,000	0,118	0,315	3	3,263	3	

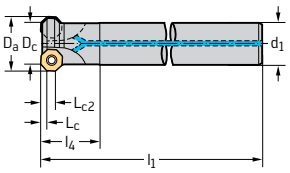

Cylindrical shank

Designation	D_c inch	D_a inch	d_1 inch	l_4 inch	l_1 inch	L_c inch	L_{c2} inch	Z	lbs	No. of inserts	Type
M5004.059-B19-04-03	2,000	2,315	0,750	1,575		0,118	0,315	4	0,769	4	OD .. 0504 .. ODHX0504ZZR
M5004.059-B19-05-03	2,000	2,315	0,750	1,575		0,118	0,315	5	0,778	5	
M5004.072-B19-06-03	2,500	2,815	0,750	1,575		0,118	0,315	6	1,054	6	
M5004.072-B19-07-03	2,500	2,815	0,750	1,575		0,118	0,315	7	1,032	7	
M5004.076-B26-07-03	2,685	3,000	1,000	1,575		0,118	0,315	7	1,400	7	
M5004.084-B26-07-03	3,000	3,315	1,000	1,575		0,118	0,315	7	1,625	7	
M5004.084-B26-08-03	3,000	3,315	1,000	1,575		0,118	0,315	8	1,731	8	

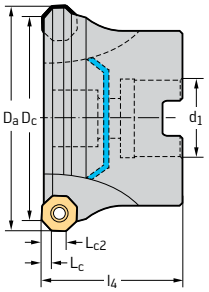

Shell mill mount DIN 138 transverse keyway

Ordering example for the grade null: M5004.038-A26-03-03

D2

WALTER SELECT Stability of machine, workpiece and clamping arrangement → Very good = ☺ → Good = 😐 → Moderate = ☹

New addition to the product range = ☺ 😐 ☹ / ★

www.isotool.se
Tel. 044 - 24 55 70

Assembly parts

	D_c [inch]	1,185–1,5	2–2,5	2,685–3
	Clamping screw for indexable insert Tightening torque	FS2119 (T15IP) 2,213 lbs	FS2119 (T15IP) 2,213 lbs	FS2119 (T15IP) 2,213 lbs
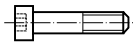	Clamping screw for arbour-mounted tools		FS1518	FS1519

Accessories

	D_c [inch]	1,185–3
	Torque screwdriver, analogue	FS2004
	Torque screwdriver, digital	FS2248
	Interchangeable blade	FS2014 (T15IP)
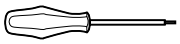	Screwdriver	FS1485 (T15IP)

Indexable inserts

	Designation	Tolerance class	Number of cutting edges	r inch	b inch	P HC WHH15X	P HC WKP25S	P HC WKP35G	P HC WKP35S	P HC WPP35G	P HC WSP45G	M HC WSM35G	M HC WSM45X	M HC WSP45G	K CN WSN10	K HC WAK15	K HC WHH15X	K HC WKK25G	K HC WKP25S	K HC WKP35G	K HC WKP35S	K HC WPP35G	N HC WXN15	N HW WK10	S HC WSM35G	S HC WSM45X	S HC WSP45G	H HC WHH15X
	ODHT050408-F57	H	8	0,031				☺	☺	☺	☹			☹					☹	☹	☹					☹	
	ODHW050412-A57	H	8	0,047											☺												
	ODMT050408-D57	M	8	0,031				☺	☺	☺	☹	☺		☹				☺		☹	☹	☹			☺		☹	
	ODMW050408-A57	M	8	0,031			☺		☹	☹						☺		☺	☺		☹	☹						
	ODMW050408T-A27	M	8	0,031			☺	☹	☹	☹								☺	☺	☹	☹	☹						
	ODHT0504ZZN-F57	H	8	0,031	0,047		☺	☺	☺	☺	☹	☺		☹					☺	☹	☹	☹			☺		☹	
	ODHT0504ZZN-G77	H	8	0,031	0,063						☺			☺													☺	
	ODHT0504ZZN-G88	H	8	0,031	0,047																		☺	☺				
	ODHW0504ZZN-A57	H	8	0,031	0,047		☺	☹	☹	☹						☺			☺	☹	☹	☹						
	ODMT0504ZZN-D57	M	8	0,031	0,047		☺	☺	☺	☺	☹	☺	☹	☹				☺	☺	☹	☹	☹			☺	☹	☹	
	ODMT0504ZZN-F57	M	8	0,031	0,047			☺	☺		☹	☺		☹						☹	☹				☺		☹	
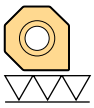	ODHX0504ZZR-A57	H	1	0,031	0,283	☺			☹	☹						☺	☺				☹	☹						☺

ODHX0504ZZR-A57 wiper insert only in combination with ODH.0504ZZN . .
Ordering example for the grade null: M5004.038-A26-03-03

HC = Coated carbide
CN = Silicon nitride Si_3N_4
HW = Uncoated carbide

D2

WALTER SELECT Stability of machine, workpiece and clamping arrangement → Very good = ☺ → Good = 😐 → Moderate = ☹

☺ 😐 ☹ / ★ = New addition to the product range

www.isotool.se
Tel. 044 - 24 55 70

Octagonal face milling cutters

M5004 mm

OD .. 0605 ..; ODHX0605ZZR

Xtra·tec® XT



– 8 cutting edges per indexable insert

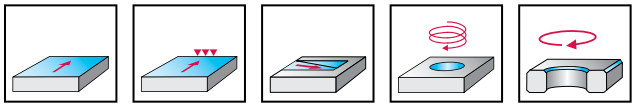

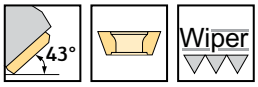

	P	M	K	N	S	H	O
M5004	●●	●●	●●	●●	●●	●	●

Tool

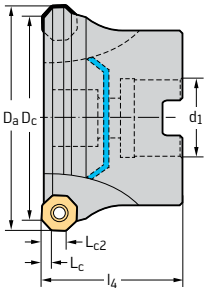

Shell mill mount DIN 138 transverse keyway

Designation	D_c mm	D_a mm	d_1 mm	l_4 mm	L_c mm	L_{c2} mm	Z	kg	No. of inserts	Type
M5004-050-B16-03-04	40	50	16	40	4	10	3	0,19	3	OD .. 0605 .. ODHX0605ZZR
M5004-052-B22-03-04	42	52	22	45	4	10	3	0,29	3	
M5004-063-B22-04-04	53	63	22	40	4	10	4	0,38	4	
M5004-063-B22-05-04	53	63	22	40	4	10	5	0,35	5	
M5004-063-B22-06-04	53	63	22	40	4	10	6	0,36	6	
M5004-066-B27-05-04	56	66	27	50	4	10	5	0,63	5	
M5004-066-B27-06-04	56	66	27	50	4	10	6	0,83	6	
M5004-073-B22-05-04	63	73	22	40	4	10	5	0,49	5	
M5004-073-B22-06-04	63	73	22	40	4	10	6	0,69	6	
M5004-080-B27-05-04	70	80	27	50	4	10	5	0,85	5	
M5004-080-B27-06-04	70	80	27	50	4	10	6	0,85	6	
M5004-080-B27-07-04	70	80	27	50	4	10	7	0,82	7	
M5004-090-B27-06-04	80	90	27	50	4	10	6	1,1	6	
M5004-090-B27-07-04	80	90	27	50	4	10	7	0,99	7	
M5004-100-B32-07-04	90	100	32	50	4	10	7	1,46	7	
M5004-100-B32-09-04	90	100	32	50	4	10	9	1,43	9	
M5004-110-B32-07-04	100	110	32	50	4	10	7	2,35	7	
M5004-110-B32-09-04	100	110	32	50	4	10	9	1,69	9	
M5004-125-B40-08-04	115	125	40	63	4	10	8	2,79	8	
M5004-125-B40-10-04	115	125	40	63	4	10	10	2,8	10	
M5004-135-B40-08-04	125	135	40	63	4	10	8	3,18	8	
M5004-135-B40-10-04	125	135	40	63	4	10	10	3,14	10	

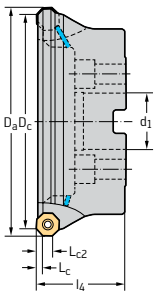

Shell mill mount DIN 138 transverse keyway

Designation	D_c mm	D_a mm	d_1 mm	l_4 mm	L_c mm	L_{c2} mm	Z	kg	No. of inserts	Type
M5004-160-B40-09-04	150	160	40	63	4	10	9	4,46	9	OD .. 0605 .. ODHX0605ZZR
M5004-160-B40-11-04	150	160	40	63	4	10	11	4,22	11	
M5004-170-B40-09-04	160	170	40	63	4	10	9	4,71	9	
M5004-170-B40-11-04	160	170	40	63	4	10	11	4,66	11	

Bodies and assembly parts are included in the scope of delivery

D 2

WALTER SELECT Stability of machine, workpiece and clamping arrangement → Very good = ☺ → Good = 😐 → Moderate = ☹

New addition to the product range = ☺ 😐 ☹ / ★

www.isotool.se
Tel. 044 - 24 55 70

Assembly parts

	D_c [mm]	40–160
	Clamping screw for indexable insert Tightening torque	FS1495 (T20IP) 5 Nm

Accessories

	D_c [mm]	40–125	150–160
	Torque screwdriver, analogue	FS2003	
	Torque screwdriver, digital	FS2248	
	Interchangeable blade	FS2015 (T20IP)	
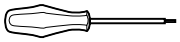	Screwdriver	FS1486 (T20IP)	
	(inkl. Dichtring + Schrauben) Sealing disc set		FS936 SET KOMPLETT
	Gasket		O-R 96X4

Indexable inserts

	Designation	Tolerance class	Number of cutting edges	r mm	b mm	P HC WHH15X	P HC WKP25S	P HC WKP35G	P HC WKP35S	P HC WPP35G	P HC WSP45G	M HC WSM35G	M HC WSM45X	M HC WSP45G	K CN WSN10	K HC WAK15	K HC WHH15X	K HC WKK25G	K HC WKP25S	K HC WKP35G	K HC WKP35S	K HC WPP35G	N HC WXN15	N HW WK10	S HC WSM35G	S HC WSM45X	S HC WSP45G	H HC WHH15X
	ODHT060512-F57	H	8	1,2				😐	😐	😐	☹			☹						☹	☹	☹					☹	
	ODHW060516-A57	H	8	1,6											☺													
	ODMT060512-D57	M	8	1,2				😐	😐	😐	☹	😐		☹				😐		☹	☹	☹			😐		☹	
	ODMW060508-A57	M	8	0,8			😐	☹	☹	☹	☹					☺		😐	😐	☹	☹	☹						
	ODMW060508T-A27	M	8	0,8			😐	☹	☹	☹	☹							😐	😐	☹	☹	☹						
	ODHT0605ZZN-F57	H	8	0,8	1,6		☺	😐	😐	😐	☹	😐		☹					😐	☹	☹	☹			😐		☹	
	ODHT0605ZZN-G77	H	8	0,8	1,6						😐			☹														
	ODHT0605ZZN-G88	H	8	0,8	1,6																		☺	😐				
	ODHW0605ZZN-A57	H	8	0,8	1,6		😐	☹	☹	☹	☹					☺			😐	☹	☹	☹						
	ODMT0605ZZN-D57	M	8	0,8	1,6		☺	😐	😐	😐	☹	😐	☹	☹				😐	😐	☹	☹	☹			😐	☹	☹	
	ODMT0605ZZN-F57	M	8	0,8	1,6		☺	😐	😐		☹	😐		☹					😐	☹	☹				😐		☹	
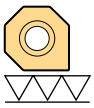	ODHX0605ZZR-A57	H	1	0,8	9,4	☺			☹	☹						☺	☺				☹	☹							☺

ODHX0605ZZR-A57 wiper insert only in combination with ODH.0605ZZN . .

HC = Coated carbide
CN = Silicon nitride Si_3N_4
HW = Uncoated carbide

D2

WALTER SELECT Stability of machine, workpiece and clamping arrangement → Very good = ☺ → Good = 😐 → Moderate = ☹

☺ 😐 ☹ / ★ = New addition to the product range

www.isotool.se
Tel. 044 - 24 55 70

Octagonal face milling cutters

M5004 inch

OD .. 0605 ..; ODHX0605ZZR

Xtra·tec® XT



– 8 cutting edges per indexable insert

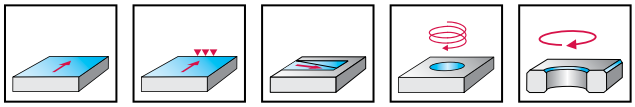

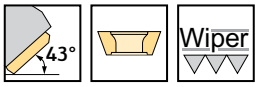

	P	M	K	N	S	H	O
M5004	●●	●●	●●	●●	●●	●	●

Tool

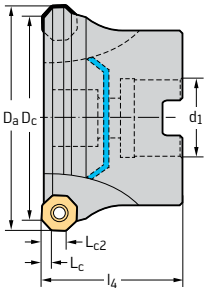

Shell mill mount DIN 138 transverse keyway

Designation	D_c inch	D_a inch	d_1 inch	l_4 inch	L_c inch	L_{c2} inch	Z	lbs	No. of inserts	Type
M5004.086-B26-06-04	3,000	3,394	1,000	1,969	0,157	0,394	6	2,088	6	OD .. 0605 .. ODHX0605ZZR
M5004.086-B26-07-04	3,000	3,394	1,000	1,969	0,157	0,394	7	2,07	7	
M5004.112-B38-07-04	4,000	4,394	1,500	2,48	0,157	0,394	7	5,955	7	
M5004.112-B38-09-04	4,000	4,394	1,500	2,48	0,157	0,394	9	5,82	9	
M5004.137-B38-08-04	5,000	5,394	1,500	2,48	0,157	0,394	8	7,974	8	
M5004.137-B38-09-04	5,000	5,394	1,500	2,48	0,157	0,394	9	7,848	9	
M5004.162-B38-09-04	6,000	6,394	1,500	2,48	0,157	0,394	9	9,824	9	
M5004.162-B38-10-04	6,000	6,394	1,500	2,48	0,157	0,394	10	10,183	10	

Bodies and assembly parts are included in the scope of delivery

D 2

WALTER SELECT Stability of machine, workpiece and clamping arrangement → Very good = ☺ → Good = 😐 → Moderate = ☹

Assembly parts

	D_c [inch]	3	4–6
	Clamping screw for indexable insert Tightening torque	FS1495 (T20IP) 3,688 lbs	FS1495 (T20IP) 3,688 lbs
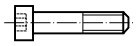	Clamping screw for arbour-mounted tools	FS1519	FS1583

Accessories

	D_c [inch]	3–6
	Torque screwdriver, analogue	FS2004
	Torque screwdriver, digital	FS2248
	Interchangeable blade	FS2015 (T20IP)
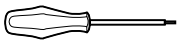	Screwdriver	FS1486 (T20IP)

Indexable inserts

	Designation	Tolerance class	Number of cutting edges	r inch	b inch	P HC WHH15X	P HC WKP25S	P HC WKP35G	P HC WKP35S	P HC WPP35G	P HC WSP45G	M HC WSM35G	M HC WSM45X	M HC WSP45G	K CN WSN10	K HC WAK15	K HC WHH15X	K HC WKK25G	K HC WKP25S	K HC WKP35G	K HC WKP35S	K HC WPP35G	N HC WXN15	N HW WK10	S HC WSM35G	S HC WSM45X	S HC WSP45G	H HC WHH15X
	ODHT060512-F57	H	8	0,047				☻	☻	☻	☹			☹					☹	☹	☹					☹	
	ODHW060516-A57	H	8	0,063											☻												
	ODMT060512-D57	M	8	0,047				☻	☻	☻	☹	☻		☹				☻		☹	☹	☹			☻		☹	
	ODMW060508-A57	M	8	0,031			☻	☹	☹	☹						☻		☻	☻	☹	☹	☹						
	ODMW060508T-A27	M	8	0,031			☻	☹	☹	☹								☻	☻	☹	☹	☹						
	ODHT0605ZZN-F57	H	8	0,031	0,063		☻	☻	☻	☻	☹	☻		☹					☻	☹	☹	☹			☻		☹	
	ODHT0605ZZN-G77	H	8	0,031	0,063						☻			☻													☻	
	ODHT0605ZZN-G88	H	8	0,031	0,063																		☻	☻				
	ODHW0605ZZN-A57	H	8	0,031	0,063		☻	☹	☹	☹						☻			☻	☹	☹	☹						
	ODMT0605ZZN-D57	M	8	0,031	0,063		☻	☻	☻	☻	☹	☻	☹	☹				☻	☻	☹	☹	☹			☻	☹	☹	
	ODMT0605ZZN-F57	M	8	0,031	0,063		☻	☻	☻		☹	☻		☹					☻	☹	☹				☻		☹	
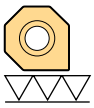	ODHX0605ZZR-A57	H	1	0,031	0,37	☻			☹	☹						☻	☻				☹	☹						☻

ODHX0605ZZR-A57 wiper insert only in combination with ODH.0605ZZN . .

HC = Coated carbide
CN = Silicon nitride Si_3N_4
HW = Uncoated carbide

D2

WALTER SELECT Stability of machine, workpiece and clamping arrangement → Very good = ☻ → Good = 😐 → Moderate = ☹

☻ 😐 ☹ / ★ = New addition to the product range

www.isotool.se
Tel. 044 - 24 55 70

Face milling cutters

M5009 mm

SN . X0904 ..; XNGX0904ANN

Xtra·tec® XT



– 8 cutting edges per indexable insert

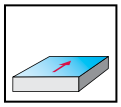

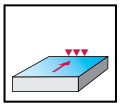

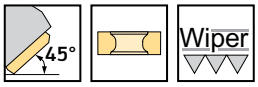

	P	M	K	N	S	H	O
M5009	●●	●●	●●	●●	●●	●	●

Tool

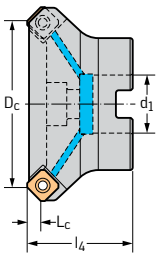

Shell mill mount DIN 138 transverse keyway

Designation	D_c mm	d_1 mm	l_4 mm	L_c mm	Z	kg	No. of inserts	Type
M5009-040-B16-04-05	40	16	40	5	4	0,44	4	SN . X0904 .. XNGX0904ANN
M5009-040-B16-06-05	40	16	40	5	6	0,43	6	
M5009-050-B22-06-05	50	22	40	5	6	0,44	6	
M5009-050-B22-08-05	50	22	40	5	8	0,57	8	
M5009-063-B22-07-05	63	22	40	5	7	0,56	7	
M5009-063-B22-09-05	63	22	40	5	9	0,56	9	
M5009-080-B27-08-05	80	27	50	5	8	1,36	8	
M5009-080-B27-11-05	80	27	50	5	11	1,36	11	
M5009-100-B32-09-05	100	32	50	5	9	1,85	9	
M5009-100-B32-13-05	100	32	50	5	13	2,66	13	

Bodies and assembly parts are included in the scope of delivery

D2

WALTER SELECT Stability of machine, workpiece and clamping arrangement → Very good = ☺ → Good = 😐 → Moderate = ☹

www.isotool.se
Tel. 044 - 24 55 70

Assembly parts

	D_c [mm]	40–100
	Clamping screw for indexable insert Tightening torque	FS2579 (T8IP) 1,2 Nm

Accessories

	D_c [mm]	40–100
	Torque screwdriver, analogue	FS2001
	Torque screwdriver, digital	FS2248
	Interchangeable blade	FS2012 (T8IP)
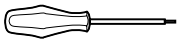	Screwdriver	FS1483 (T8IP)

Indexable inserts

	Designation	Tolerance class	Number of cutting edges	r mm	b mm	P HC WHH15X	P HC WKP25S	P HC WKP35G	P HC WKP35S	P HC WPM15G	P HC WSP45G	M HC WPM15G	M HC WSM35G	M HC WSP45G	K HC WHH15X	K HC WKK25G	K HC WKP25S	K HC WKP35G	K HC WKP35S	K HC WPM15G	N HC WXN15	S HC WSM35G	S HC WSP45G	H HC WHH15X
	SNGX0904ANN-F57	G	8	0,4	1,2		☺	😐					😐			😐	😐	☹				😐		
	SNGX0904ANN-F67	G	8	0,4	1,2								😐									😐		
	SNHX0904ANN-K88	H	8	0,4	1,5																☺			
	SNMX0904ANN-F27	M	8	0,4	1,2			😐										☹						
	SNMX0904ANN-F57	M	8	0,4	1,2			😐	😐		☹		😐	☹		😐		☹	☹			😐	☹	
	SNMX0904ANN-F67	M	8	0,4	1,2						☹		😐	☹								😐	☹	
	SNMX090408-F27	M	8	0,8			☺		😐								😐		☹					
	SNMX090408-F57	M	8	0,8			☺	😐	😐		☹		😐	☹		😐	😐	☹	☹			😐	☹	
	SNMX090408-F67	M	8	0,8							☹		😐	☹								😐	☹	
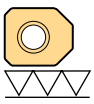	XNGX0904ANN-F67	G	2	0,4	5	☺				☺		☺			☺					☺				☺

XNGX0904ANN-F67 wiper insert only in combination with SNGX0904ANN...

HC = Coated carbide

D2

WALTER SELECT Stability of machine, workpiece and clamping arrangement → Very good = ☺ → Good = 😐 → Moderate = ☹

☺ 😐 ☹ / ★ = New addition to the product range

www.isotool.se
Tel. 044 - 24 55 70

Face milling cutters

M5009 inch

SN . X0904 ..; XNGX0904ANN

Xtra·tec® XT



– 8 cutting edges per indexable insert

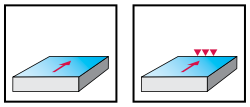

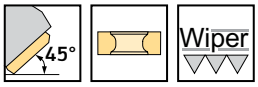

	P	M	K	N	S	H	O
M5009	●●	●●	●●	●●	●●	●	●

Tool

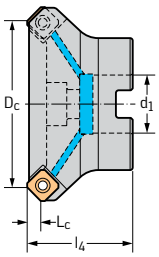

Shell mill mount DIN 138 transverse keyway

Designation	D_c inch	d_1 inch	l_4 inch	L_c inch	Z	lbs	No. of inserts	Type
M5009.051-B19-06-05	2,000	0,750	1,500	0,197	6	0,882	6	SN . X0904 .. XNGX0904ANN
M5009.064-B26-07-05	2,500	1,000	2,000	0,197	7	1,874	7	
M5009.076-B26-08-05	3,000	1,000	2,000	0,197	8	2,381	8	
M5009.102-B38-09-05	4,000	1,500	2,500	0,197	9	7,09	9	
M5009.127-B38-11-05	5,000	1,500	2,500	0,197	11	8,375	11	
M5009.152-B38-13-05	6,000	1,500	2,500	0,197	13	10,395	13	

Bodies and assembly parts are included in the scope of delivery

D 2

WALTER SELECT Stability of machine, workpiece and clamping arrangement → Very good = ☺ → Good = 😐 → Moderate = ☹

www.isotool.se
Tel. 044 - 24 55 70

Assembly parts

	D_c [inch]	2	2,5–3	4–6
	Clamping screw for indexable insert Tightening torque	FS2579 (T8IP) 0,885 lbs	FS2579 (T8IP) 0,885 lbs	FS2579 (T8IP) 0,885 lbs
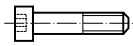	Clamping screw for arbour-mounted tools	FS1518	FS1519	FS1583

Accessories

	D_c [inch]	2–6
	Torque screwdriver, analogue	FS2002
	Torque screwdriver, digital	FS2248
	Interchangeable blade	FS2012 (T8IP)
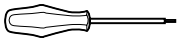	Screwdriver	FS1483 (T8IP)

Indexable inserts

	Designation	Tolerance class	Number of cutting edges	r inch	b inch	P HC WHH15X	P HC WKP25S	P HC WKP35G	P HC WKP35S	P HC WPM15G	P HC WSP45G	M HC WPM15G	M HC WSM35G	M HC WSP45G	K HC WHH15X	K HC WKK25G	K HC WKP25S	K HC WKP35G	K HC WKP35S	K HC WPM15G	N HC WXN15	S HC WSM35G	S HC WSP45G	H HC WHH15X
	SNGX0904ANN-F67	G	8	0,016	0,047								😐									😐		
	SNHX0904ANN-K88	H	8	0,016	0,059																😊			
	SNMX0904ANN-F27	M	8	0,016	0,047			😐										😵						
	SNMX0904ANN-F57	M	8	0,016	0,047			😐	😐		😵		😐	😵		😐		😵	😵			😐	😵	
	SNMX0904ANN-F67	M	8	0,016	0,047						😵		😐	😵								😐	😵	
	SNMX090408-F27	M	8	0,031			😊		😐								😐		😵					
	SNMX090408-F57	M	8	0,031			😊	😐	😐		😵		😐	😵		😐	😐	😵	😵			😐	😵	
	SNMX090408-F67	M	8	0,031							😵		😐	😵								😐	😵	
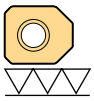	XNGX0904ANN-F67	G	2	0,016	0,197	😊				😊		😊			😊					😊				😊

XNGX0904ANN-F67 wiper insert only in combination with SNGX0904ANN...

HC = Coated carbide

D2

WALTER SELECT Stability of machine, workpiece and clamping arrangement → Very good = 😊 → Good = 😐 → Moderate = 😵

😊 😐 😵 / ★ = New addition to the product range

www.isotool.se
Tel. 044 - 24 55 70

Face milling cutters

M5009 mm

SN . X1205 ..; XNGX1205ANN

Xtra·tec® XT





– 8 cutting edges per indexable insert

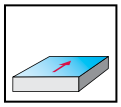

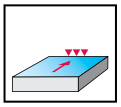







	P	M	K	N	S	H	O
M5009	●●	●●	●●	●●	●●	●	●

Tool

Designation	D_c mm	d_1 mm	l_4 mm	L_c mm	Z	kg	No. of inserts	Type
M5009-050-B22-06-06	50	22	40	6	6	0,49	6	SN . X1205 .. XNGX1205ANN
M5009-063-B22-08-06	63	22	40	6	8	0,75	8	
M5009-063-B27-08-06	63	27	50	6	8	0,8	8	
M5009-080-B27-10-06	80	27	50	6	10	1,13	10	
M5009-100-B32-12-06	100	32	50	6	12	1,79	12	
M5009-125-B40-16-06	125	40	63	6	16	3,34	16	

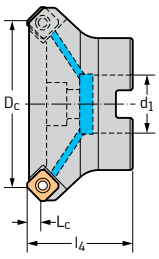

Shell mill mount DIN 138 transverse keyway

Designation	D_c mm	d_1 mm	l_4 mm	L_c mm	Z	kg	No. of inserts	Type
M5009-160-B40-20-06	160	40	63	6	20	5,01	20	SN . X1205 .. XNGX1205ANN

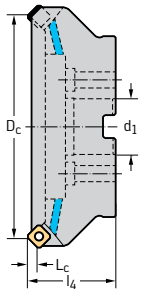

Shell mill mount DIN 138 transverse keyway

Bodies and assembly parts are included in the scope of delivery

D2

WALTER SELECT Stability of machine, workpiece and clamping arrangement → Very good = ☺ → Good = 😐 → Moderate = ☹

New addition to the product range = ☺ 😐 ☹ / ★

www.isotool.se
Tel. 044 - 24 55 70

Assembly parts

	D_c [mm]	50–160
	Clamping screw for indexable insert Tightening torque	FS1459 (T15IP) 4 Nm

Accessories

	D_c [mm]	50–125	160
	Torque screwdriver, analogue	FS2003	
	Torque screwdriver, digital	FS2248	
	Interchangeable blade	FS2014 (T15IP)	
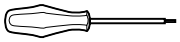	Screwdriver	FS1485 (T15IP)	
	(incl. gasket + screws) Sealing disc set		FS936 SET KOMPLETT
	Gasket		O-R 96X4

Indexable inserts

	Designation	Tolerance class	Number of cutting edges	r mm	b mm	P HC WHH15X	P HC WKP25S	P HC WKP35G	P HC WKP35S	P HC WPM15G	P HC WPP35G	P HC WSP45G	P HC WXM15	M HC WPM15G	M HC WSM35G	M HC WSP45G	M HC WXM15	K HC WAK15	K HC WHH15X	K HC WKK25G	K HC WKP25S	K HC WKP35G	K HC WKP35S	K HC WPM15G	K HC WPP35G	K HC WXM15	N HC WXN15	N HW WK10	S HC WSM35G	S HC WSP45G	H HC WHH15X
	SNGX120512-F57	G	8	1,2			☺	😐	😐		😐	☹			☺	☹					😐	☹	☹		☹				😐	☹	
	SNMX120512-D27	M	8	1,2			☺	😐	😐		😐									😐	😐	☹	☹		☹						
	SNMX120520-D27	M	8	2			☺	😐	😐		😐									😐	😐	☹	☹		☹						
	SNMX120512-F27	M	8	1,2			☺	😐	😐		😐										😐	☹	☹		☹						
	SNMX120512-F57	M	8	1,2			☺	😐	😐		😐	☹			☺	☹				😐	😐	☹	☹		☹				😐	☹	
	SNMX120520-F57	M	8	2			☺	😐	😐		😐	☹			☺	☹				😐	😐	☹	☹		☹				😐	☹	
	SNMX120512-F67	M	8	1,2			☺	😐	😐		😐	☹			☺	☹		☺			😐	☹	☹		☹				😐	☹	
	SNGX1205ANN-F27	G	8	0,8	1,5		☺	😐	😐		😐										😐	☹	☹		☹						
	SNGX1205ANN-F57	G	8	0,8	1,5		☺	😐	😐		😐	☹			☺	☹				😐	😐	☹	☹		☹				😐	☹	
	SNGX1205ANN-F67	G	8	0,8	1,5		☺	😐	😐		😐	☹			☺	☹		☺			😐	☹	☹		☹				😐	☹	
	SNHX1205ANN-K88	H	8	0,8	1,5																					☺	😐			
	SNMX1205ANN-F27	M	8	0,8	1,5		☺	😐	😐		😐										😐	☹	☹		☹						
	SNMX1205ANN-F57	M	8	0,8	1,5		☺	😐	😐		😐									😐	😐	☹	☹		☹						
	SNMX1205ANN-F67	M	8	0,8	1,5		☺	😐	😐		😐							☺			😐	☹	☹		☹						
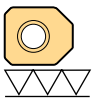	XNGX1205ANN-F67	G	2	1,2	4,7	☺				☺			☺	☺			☺	☺	☺					☺		☺					☺

XNGX1205ANN-F67 wiper insert only in combination with SNGX1205ANN . .

HC = Coated carbide
HW = Uncoated carbide

D2

WALTER SELECT Stability of machine, workpiece and clamping arrangement → Very good = ☺ → Good = 😐 → Moderate = ☹

☺ 😐 ☹ / ★ = New addition to the product range

www.isotool.se
Tel. 044 - 24 55 70

Face milling cutters

M5009 inch

SN . X1205 ..; XNGX1205ANN

Xtra·tec® XT



– 8 cutting edges per indexable insert

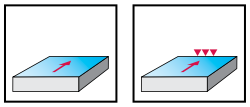

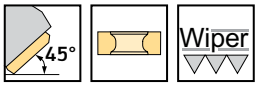

	P	M	K	N	S	H	O
M5009	●●	●●	●●	●●	●●	●	●

Tool

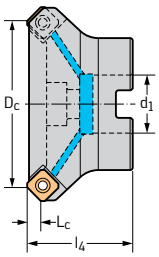

Shell mill mount DIN 138 transverse keyway

Designation	D_c inch	d_1 inch	l_4 inch	L_c inch	Z	lbs	No. of inserts	Type
M5009.051-B19-06-06	2,000	0,750	1,500	0,236	6	0,864	6	SN . X1205 .. XNGX1205ANN
M5009.064-B26-08-06	2,500	1,000	2,000	0,236	8	1,757	8	
M5009.076-B26-09-06	3,000	1,000	2,000	0,236	9	2,379	9	
M5009.102-B38-12-06	4,000	1,500	2,500	0,236	12	6,118	12	
M5009.127-B38-16-06	5,000	1,500	2,500	0,236	16	8,104	16	
M5009.152-B38-19-06	6,000	1,500	2,500	0,236	19	12,571	19	

Bodies and assembly parts are included in the scope of delivery

D 2

WALTER SELECT Stability of machine, workpiece and clamping arrangement → Very good = ☺ → Good = 😐 → Moderate = ☹

Assembly parts

	D_c [inch]	2	2,5–3	4–6
	Clamping screw for indexable insert Tightening torque	FS1459 (T15IP) 2,95 lbs	FS1459 (T15IP) 2,95 lbs	FS1459 (T15IP) 2,95 lbs
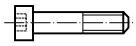	Clamping screw for arbour-mounted tools	FS1518	FS1519	FS1583

Accessories

	D_c [inch]	2–6
	Torque screwdriver, analogue	FS2003
	Torque screwdriver, digital	FS2248
	Interchangeable blade	FS2014 (T15IP)
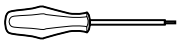	Screwdriver	FS1485 (T15IP)

Indexable inserts

	Designation	Tolerance class	Number of cutting edges	r inch	b inch	P HC WHH15X	P HC WKP25S	P HC WKP35G	P HC WKP35S	P HC WPM15G	P HC WPP35G	P HC WSP45G	P HC WXM15	M HC WPM15G	M HC WSM35G	M HC WSP45G	M HC WXM15	K HC WAK15	K HC WHH15X	K HC WKK25G	K HC WKP25S	K HC WKP35G	K HC WKP35S	K HC WPM15G	K HC WPP35G	K HC WXM15	N HC WXN15	N HW WK10	S HC WSM35G	S HC WSP45G	H HC WHH15X
	SNGX120512-F57	G	8	0,047			☺	☺	☺		☺	☹			☺	☹					☺	☹	☹		☹				☺	☹	
	SNMX120512-D27	M	8	0,047			☺	☺	☺		☺									☺	☺	☹	☹		☹						
	SNMX120520-D27	M	8	0,079			☺	☺	☺		☺									☺	☺	☹	☹		☹						
	SNMX120512-F27	M	8	0,047			☺	☺	☺		☺										☺	☹	☹		☹						
	SNMX120512-F57	M	8	0,047			☺	☺	☺		☺	☹			☺	☹				☺	☺	☹	☹		☹				☺	☹	
	SNMX120520-F57	M	8	0,079			☺	☺	☺		☺	☹			☺	☹				☺	☺	☹	☹		☹				☺	☹	
	SNMX120512-F67	M	8	0,047			☺	☺	☺		☺	☹			☺	☹		☺			☺	☹	☹		☹				☺	☹	
	SNGX1205ANN-F27	G	8	0,031	0,059		☺	☺	☺		☺										☺	☹	☹		☹						
	SNGX1205ANN-F57	G	8	0,031	0,059		☺	☺	☺		☺	☹			☺	☹				☺	☺	☹	☹		☹				☺	☹	
	SNGX1205ANN-F67	G	8	0,031	0,059		☺	☺	☺		☺	☹			☺	☹		☺			☺	☹	☹		☹				☺	☹	
	SNHX1205ANN-K88	H	8	0,031	0,059																					☺	☺			
	SNMX1205ANN-F27	M	8	0,031	0,059		☺	☺	☺		☺										☺	☹	☹		☹						
	SNMX1205ANN-F57	M	8	0,031	0,059		☺	☺	☺		☺									☺	☺	☹	☹		☹						
	SNMX1205ANN-F67	M	8	0,031	0,059		☺	☺	☺		☺							☺			☺	☹	☹		☹						
	XNGX1205ANN-F67	G	2	0,047	0,185	☺				☺			☺	☺			☺	☺	☺					☺		☺					☺

XNGX1205ANN-F67 wiper insert only in combination with SNGX1205ANN . .

HC = Coated carbide
HW = Uncoated carbide

D2

WALTER SELECT Stability of machine, workpiece and clamping arrangement → Very good = ☺ → Good = 😐 → Moderate = ☹

☺ 😐 ☹ / ★ = New addition to the product range

www.isotool.se
Tel. 044 - 24 55 70

Face milling cutters

M5009 mm

SN . X1205 ..; XNGX1205ANN

Xtra·tec® XT



– 8 cutting edges per indexable insert

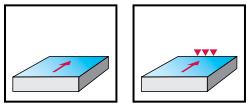

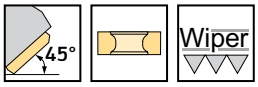

	P	M	K	N	S	H	O
M5009	●●	●●	●●	●●	●●	●	●

Tool	Designation	D_c mm	d_1 mm	l_4 mm	L_c mm	Z	kg	No. of inserts	Type
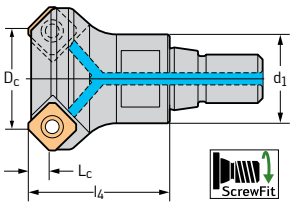 ScrewFit	M5009-040-T36-04-06-AP	40	36	40	6	4	0,37	4	SN . X1205 .. XNGX1205ANN
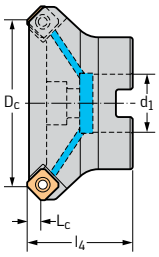 Shell mill mount DIN 138 transverse keyway	M5009-050-B22-04-06-AP	50	22	40	6	4	0,61	4	SN . X1205 .. XNGX1205ANN
	M5009-063-B22-06-06-AP	63	22	40	6	6	0,56	6	
	M5009-063-B27-06-06-AP	63	27	50	6	6	0,83	6	
	M5009-080-B27-05-06-AP	80	27	50	6	5	1,27	5	
	M5009-080-B27-07-06-AP	80	27	50	6	7	1,39	7	
	M5009-100-B32-06-06-AP	100	32	50	6	6	1,96	6	
	M5009-100-B32-08-06-AP	100	32	50	6	8	1,89	8	
	M5009-125-B40-07-06-AP	125	40	63	6	7	3,54	7	
	M5009-125-B40-10-06-AP	125	40	63	6	10	3,38	10	
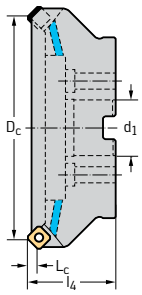 Shell mill mount DIN 138 transverse keyway	M5009-160-B40-08-06-AP	160	40	63	6	8	5,19	8	SN . X1205 .. XNGX1205ANN
	M5009-160-B40-12-06-AP	160	40	63	6	12	5,1	12	

M5009...-AP with carbide shim | Bodies and assembly parts are included in the scope of delivery

D 2

WALTER SELECT Stability of machine, workpiece and clamping arrangement → Very good = ☺ → Good = 😐 → Moderate = ☹

New addition to the product range = ☺ 😐 ☹ / ★

www.isotool.se
Tel. 044 - 24 55 70

Assembly parts

	D_c [mm]	40–160
	Shim for indexable insert	AP800-SN1205 H81
	Clamping screw for shim	FS2069 (SW 4)
	Clamping screw for indexable insert Tightening torque	FS2617 (T15IP) 4 Nm

Accessories

	D_c [mm]	40	50–125	160
	Torque screwdriver, analogue		FS2003	
	Torque screwdriver, digital		FS2248	
	Interchangeable blade		FS2014 (T15IP)	
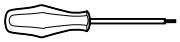	Screwdriver		FS1485 (T15IP)	
	Key for shim screw		ISO2936-4 (SW 4)	
	(incl. gasket + screws) Sealing disc set			FS936 SET KOMPLETT
	Gasket			O-R 96X4

Indexable inserts

	Designation	Tolerance class	Number of cutting edges	r mm	b mm	P HC WHH15X	P HC WKP25S	P HC WKP35G	P HC WKP35S	P HC WPM15G	P HC WPP35G	P HC WSP45G	P HC WXM15	M HC WPM15G	M HC WSM35G	M HC WSP45G	M HC WXM15	K HC WAK15	K HC WHH15X	K HC WKK25G	K HC WKP25S	K HC WKP35G	K HC WKP35S	K HC WPM15G	K HC WPP35G	K HC WXM15	N HC WXN15	N HW WK10	S HC WSM35G	S HC WSP45G	H HC WHH15X
	SNGX120512-F57	G	8	1,2		☺	😐	😐	😐		😐	☹			😐	☹					😐	☹	☹		☹				😐	☹	
	SNMX120512-D27	M	8	1,2		☺	😐	😐	😐		😐									😐	😐	☹	☹		☹						
	SNMX120520-D27	M	8	2		☺	😐	😐	😐		😐									😐	😐	☹	☹		☹						
	SNMX120512-F27	M	8	1,2		☺	😐	😐	😐		😐										😐	☹	☹		☹						
	SNMX120512-F57	M	8	1,2		☺	😐	😐	😐		😐	☹			😐	☹				😐	😐	☹	☹		☹				😐	☹	
	SNMX120520-F57	M	8	2		☺	😐	😐	😐		😐	☹			😐	☹				😐	😐	☹	☹		☹				😐	☹	
	SNMX120512-F67	M	8	1,2		☺	😐	😐	😐		😐	☹			😐	☹		☺			😐	☹	☹		☹				😐	☹	
	SNGX1205ANN-F27	G	8	0,8	1,5	☺	😐	😐	😐		😐										😐	☹	☹		☹						
	SNGX1205ANN-F57	G	8	0,8	1,5	☺	😐	😐	😐		😐	☹			😐	☹				😐	😐	☹	☹		☹				😐	☹	
	SNGX1205ANN-F67	G	8	0,8	1,5	☺	😐	😐	😐		😐	☹			😐	☹		☺			😐	☹	☹		☹				😐	☹	
	SNHX1205ANN-K88	H	8	0,8	1,5																					☺	😐			
	SNMX1205ANN-F27	M	8	0,8	1,5	☺	😐	😐	😐		😐										😐	☹	☹		☹						
	SNMX1205ANN-F57	M	8	0,8	1,5	☺	😐	😐	😐		😐									😐	😐	☹	☹		☹						
	SNMX1205ANN-F67	M	8	0,8	1,5	☺	😐	😐	😐		😐							☺			😐	☹	☹		☹						
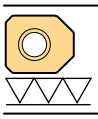	XNGX1205ANN-F67	G	2	1,2	4,7	☺				☺			☺	☺			☺	☺	☺					☺		☺					☺

XNGX1205ANN-F67 wiper insert only in combination with SNGX1205ANN . .

HC = Coated carbide
HW = Uncoated carbide

D2

WALTER SELECT Stability of machine, workpiece and clamping arrangement → Very good = ☺ → Good = 😐 → Moderate = ☹

☺ 😐 ☹ / ★ = New addition to the product range

www.isotool.se
Tel. 044 - 24 55 70

Face milling cutters

M5009 inch

SN . X1205 ..; XNGX1205ANN

Xtra·tec® XT





– 8 cutting edges per indexable insert

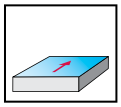

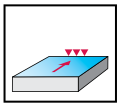







	P	M	K	N	S	H	O
M5009	●●	●●	●●	●●	●●	●	●

Tool

Designation	D_c inch	d_1 inch	l_4 inch	L_c inch	Z	lbs	No. of inserts	Type
M5009.051-B19-04-06-AP	2,000	0,750	1,500	0,236	4	0,888	4	SN . X1205 .. XNGX1205ANN
M5009.064-B26-06-06-AP	2,500	1,000	2,000	0,236	6	1,75	6	
M5009.076-B26-07-06-AP	3,000	1,000	2,000	0,236	7	2,35	7	
M5009.102-B38-08-06-AP	4,000	1,500	2,500	0,236	8	6,074	8	
M5009.127-B38-10-06-AP	5,000	1,500	2,500	0,236	10	8,157	10	
M5009.152-B38-12-06-AP	6,000	1,500	2,500	0,236	12	10,313	12	

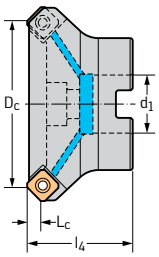

Shell mill mount DIN 138 transverse keyway

Designation	D_c inch	d_1 inch	l_4 inch	L_c inch	Z	lbs	No. of inserts	Type
M5009.203-B64-16-06-AP	8,000	2,500	2,500	0,236	16	15,582	16	SN . X1205 .. XNGX1205ANN
M5009.254-B64-18-06-AP	10,000	2,500	2,500	0,236	18	28,336	18	
M5009.305-B64-20-06-AP	12,000	2,500	2,500	0,236	20	40,609	20	

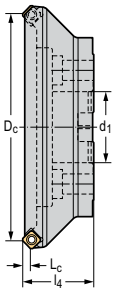

Shell mill mount DIN 138 transverse keyway

M5009...-AP with carbide shim | Bodies and assembly parts are included in the scope of delivery

D2

WALTER SELECT Stability of machine, workpiece and clamping arrangement → Very good = ☺ → Good = 😐 → Moderate = ☹

New addition to the product range = ☺ 😐 ☹ / ★

www.isotool.se
Tel. 044 - 24 55 70

Assembly parts

	D_c [inch]	2	2,5–3	4–6	8–12
	Shim for indexable insert	AP800-SN1205 H81	AP800-SN1205 H81	AP800-SN1205 H81	AP800-SN1205 H81
	Clamping screw for shim	FS2069 (SW 4)	FS2069 (SW 4)	FS2069 (SW 4)	FS2069 (SW 4)
	Clamping screw for indexable insert Tightening torque	FS2617 (T15IP) 2,95 lbs	FS2617 (T15IP) 2,95 lbs	FS2617 (T15IP) 2,95 lbs	FS2617 (T15IP) 2,95 lbs
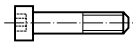	Clamping screw for arbour-mounted tools	FS1518	FS1519	FS1583	

Accessories

	D_c [inch]	2–12
	Torque screwdriver, analogue	FS2004
	Torque screwdriver, digital	FS2248
	Interchangeable blade	FS2014 (T15IP)
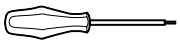	Screwdriver	FS1485 (T15IP)
	Key for shim screw	ISO2936-4 (SW 4)

Indexable inserts

	Designation	Tolerance class	Number of cutting edges	r inch	b inch	P HC WHH15X	P HC WKP25S	P HC WKP35G	P HC WKP35S	P HC WPM15G	P HC WPP35G	P HC WSP45G	P HC WXM15	M HC WPM15G	M HC WSM35G	M HC WSP45G	M HC WXM15	K HC WAK15	K HC WHH15X	K HC WKK25G	K HC WKP25S	K HC WKP35G	K HC WKP35S	K HC WPM15G	K HC WPP35G	K HC WXM15	N HC WXN15	N HW WK10	S HC WSM35G	S HC WSP45G	H HC WHH15X
	SNGX120512-F57	G	8	0,047			☺	😐	😐		😐	☹			😐	☹					😐	☹	☹		☹				😐	☹	
	SNMX120512-D27	M	8	0,047			☺	😐	😐		😐									😐	😐	☹	☹		☹						
	SNMX120520-D27	M	8	0,079			☺	😐	😐		😐									😐	😐	☹	☹		☹						
	SNMX120512-F27	M	8	0,047			☺	😐	😐		😐										😐	☹	☹		☹						
	SNMX120512-F57	M	8	0,047			☺	😐	😐		😐	☹			😐	☹				😐	😐	☹	☹		☹				😐	☹	
	SNMX120520-F57	M	8	0,079			☺	😐	😐		😐	☹			😐	☹				😐	😐	☹	☹		☹				😐	☹	
	SNMX120512-F67	M	8	0,047			☺	😐	😐		😐	☹			😐	☹		☺			😐	☹	☹		☹				😐	☹	
	SNGX1205ANN-F27	G	8	0,031	0,059		☺	😐	😐		😐										😐	☹	☹		☹						
	SNGX1205ANN-F57	G	8	0,031	0,059		☺	😐	😐		😐	☹			😐	☹				😐	😐	☹	☹		☹				😐	☹	
	SNGX1205ANN-F67	G	8	0,031	0,059		☺	😐	😐		😐	☹			😐	☹		☺			😐	☹	☹		☹				😐	☹	
	SNHX1205ANN-K88	H	8	0,031	0,059																					☺	😐			
	SNMX1205ANN-F27	M	8	0,031	0,059		☺	😐	😐		😐										😐	☹	☹		☹						
	SNMX1205ANN-F57	M	8	0,031	0,059		☺	😐	😐		😐									😐	😐	☹	☹		☹						
	SNMX1205ANN-F67	M	8	0,031	0,059		☺	😐	😐		😐							☺			😐	☹	☹		☹						
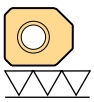	XNGX1205ANN-F67	G	2	0,047	0,185	☺				☺			☺	☺			☺	☺	☺					☺		☺					☺

XNGX1205ANN-F67 wiper insert only in combination with SNGX1205ANN . .

HC = Coated carbide
HW = Uncoated carbide

D2

WALTER SELECT Stability of machine, workpiece and clamping arrangement → Very good = ☺ → Good = 😐 → Moderate = ☹

☺ 😐 ☹ / ★ = New addition to the product range

www.isotool.se
Tel. 044 - 24 55 70

Face milling cutters

M5011 mm

SN . X1205 ..; XNGX1205ENN

Xtra·tec® XT





– 8 cutting edges per indexable insert

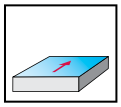

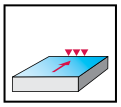

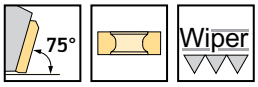

	P	M	K	N	S	H	O
M5011	●●	●●	●●		●●	●	●

Tool

	Designation	D_c mm	d_1 mm	l_4 mm	L_c mm	Z	kg	No. of inserts	Type
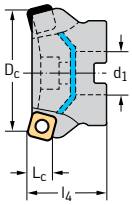 Shell mill mount DIN 138 transverse keyway	M5011-063-B22-07-08	63	22	40	8	7	0,66	7	SN . X1205 .. XNGX1205ENN
	M5011-063-B27-07-08	63	27	50	8	7	0,73	7	
	M5011-080-B27-09-08	80	27	50	8	9	1	9	
	M5011-100-B32-11-08	100	32	50	8	11	1,67	11	
	★ M5011-125-B40-14-08-E	125	40	63	8	14	3,32	14	
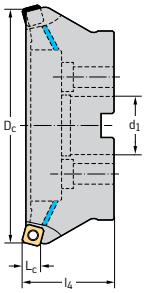 Shell mill mount DIN 138 transverse keyway	M5011-160-B40-18-08	160	40	63	8	18	4,68	18	SN . X1205 .. XNGX1205ENN

Bodies and assembly parts are included in the scope of delivery

D2

WALTER SELECT Stability of machine, workpiece and clamping arrangement → Very good = ☻ → Good = 😐 → Moderate = ☹

New addition to the product range = ☻ 😐 ☹ / ★

www.isotool.se
Tel. 044 - 24 55 70

Assembly parts

	Type D_c [mm]	SN . X1205 .. 63–160
	Clamping screw for indexable insert Tightening torque	FS1459 (T15IP) 4 Nm

Accessories

	Type D_c [mm]	SN . X1205 .. 63–125	SN . X1205 .. 160
	Torque screwdriver, analogue	FS2003	
	Torque screwdriver, digital	FS2248	
	Interchangeable blade	FS2014 (T15IP)	
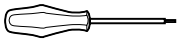	Screwdriver	FS1485 (T15IP)	
	Sealing disc set		FS936 SET KOMPLETT
	Gasket		O-R 96X4

Indexable inserts

	Designation	Tolerance class	Number of cutting edges	r mm	b mm	P HC WHH15X	P HC WKP25S	P HC WKP35G	P HC WKP35S	P HC WPM15G	P HC WPP35G	P HC WSP45G	P HC WXM15	M HC WPM15G	M HC WSM35G	M HC WSP45G	M HC WXM15	K HC WAK15	K HC WHH15X	K HC WKK25G	K HC WKP25S	K HC WKP35G	K HC WKP35S	K HC WPM15G	K HC WPP35G	K HC WXM15	S HC WSM35G	S HC WSP45G	H HC WHH15X
	SNGX120512-F57	G	8	1,2			☺	☺	☺		☺	☹			☺	☹					☺	☹	☹		☹		☺	☹	
	SNMX120512-D27	M	8	1,2			☺	☺	☺		☺									☺	☺	☹	☹		☹				
	SNMX120520-D27	M	8	2			☺	☺	☺		☺									☺	☺	☹	☹		☹				
	SNMX120512-F27	M	8	1,2			☺	☺	☺		☺										☺	☹	☹		☹				
	SNMX120512-F57	M	8	1,2			☺	☺	☺		☺	☹			☺	☹				☺	☺	☹	☹		☹		☺	☹	
	SNMX120520-F57	M	8	2			☺	☺	☺		☺	☹			☺	☹				☺	☺	☹	☹		☹		☺	☹	
	SNMX120512-F67	M	8	1,2			☺	☺	☺		☺	☹			☺	☹		☺			☺	☹	☹		☹		☺	☹	
	SNGX1205ENN-F27	G	8	0,3	1,2		☺	☺	☺		☺										☺	☹	☹		☹				
	SNGX1205ENN-F57	G	8	0,3	1,2		☺	☺	☺		☺	☹			☺	☹				☺	☺	☹	☹		☹		☺	☹	
	SNGX1205ENN-F67	G	8	0,3	1,2		☺		☺		☺	☹			☺	☹		☺			☺		☹		☹		☺	☹	
	SNMX1205ENN-F57	M	8	0,3	1,2		☺	☺												☺	☺	☹							
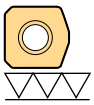	XNGX1205ENN-F67	G	2	0,6	4,5	☺				☺			☺	☺			☺	☺	☺					☺		☺			☺

HC = beschichtetes Hartmetall

D2

WALTER SELECT Stability of machine, workpiece and clamping arrangement → Very good = ☺ → Good = 😐 → Moderate = ☹

☺ 😐 ☹ / ★ = New addition to the product range

www.isotool.se
Tel. 044 - 24 55 70

Face milling cutters

M5011 mm

SN . X1205 ..; XNGX1205ENN

Xtra·tec® XT



– 8 cutting edges per indexable insert

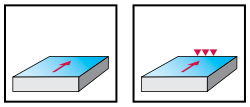

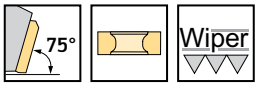

	P	M	K	N	S	H	O
M5011	●●	●●	●●		●●	●	●

Tool

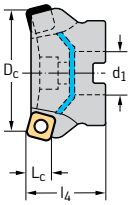

Shell mill mount DIN 138 transverse keyway

Designation	D_c mm	d_1 mm	l_4 mm	L_c mm	Z	kg	No. of inserts	Type
M5011-050-B22-04-08-AP	50	22	40	8	4	0,32	4	SN . X1205 .. XNGX1205ENN
M5011-063-B22-05-08-AP	63	22	40	8	5	0,67	5	
M5011-063-B27-05-08-AP	63	27	50	8	5	0,96	5	
M5011-080-B27-07-08-AP	80	27	50	8	7	1,04	7	
M5011-100-B32-08-08-AP	100	32	50	8	8	1,73	8	
M5011-125-B40-10-08-AP	125	40	63	8	10	3,17	10	

M5011...-AP with carbide shim | Bodies and assembly parts are included in the scope of delivery

D2

WALTER SELECT Stability of machine, workpiece and clamping arrangement → Very good = ☺ → Good = 😐 → Moderate = ☹

www.isotool.se
Tel. 044 - 24 55 70

Assembly parts

	Type D_c [mm]	SN . X1205 .. 50–125
	Shim for indexable insert	AP800-SN1205 H81
	Clamping screw for shim	FS2069 (SW 4)
	Clamping screw for indexable insert Tightening torque	FS2617 (T15IP) 4 Nm

Accessories

	Type D_c [mm]	SN . X1205 .. 50–125
	Torque screwdriver, analogue	FS2003
	Torque screwdriver, digital	FS2248
	Interchangeable blade	FS2014 (T15IP)
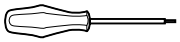	Screwdriver	FS1485 (T15IP)
	Key for shim screw	ISO2936-4 (SW 4)

Indexable inserts

	Designation	Tolerance class	Number of cutting edges	r mm	b mm	P HC WHH15X	P HC WKP25S	P HC WKP35G	P HC WKP35S	P HC WPM15G	P HC WPP35G	P HC WSP45G	P HC WXM15	M HC WPM15G	M HC WSM35G	M HC WSP45G	M HC WXM15	K HC WAK15	K HC WHH15X	K HC WKK25G	K HC WKP25S	K HC WKP35G	K HC WKP35S	K HC WPM15G	K HC WPP35G	K HC WXM15	S HC WSM35G	S HC WSP45G	H HC WHH15X
	SNGX120512-F57	G	8	1,2			☻	☻	☻		☻	☻			☻	☻					☻	☻		☻		☻	☻	
	SNMX120512-D27	M	8	1,2			☻	☻	☻		☻									☻	☻	☻		☻				
	SNMX120520-D27	M	8	2			☻	☻	☻		☻									☻	☻	☻		☻				
	SNMX120512-F27	M	8	1,2			☻	☻	☻		☻									☻	☻	☻		☻				
	SNMX120512-F57	M	8	1,2			☻	☻	☻		☻	☻			☻	☻				☻	☻	☻		☻		☻	☻	
	SNMX120520-F57	M	8	2			☻	☻	☻		☻	☻			☻	☻				☻	☻	☻		☻		☻	☻	
	SNMX120512-F67	M	8	1,2			☻	☻	☻		☻	☻			☻	☻		☻			☻	☻		☻		☻	☻	
	SNGX1205ENN-F27	G	8	0,3	1,2		☻	☻	☻		☻									☻	☻	☻		☻				
	SNGX1205ENN-F57	G	8	0,3	1,2		☻	☻	☻		☻	☻			☻	☻				☻	☻	☻		☻		☻	☻	
	SNGX1205ENN-F67	G	8	0,3	1,2		☻		☻		☻	☻			☻	☻		☻			☻		☻	☻		☻	☻	
	SNMX1205ENN-F57	M	8	0,3	1,2		☻	☻												☻	☻	☻						
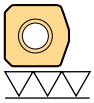	XNGX1205ENN-F67	G	2	0,6	4,5	☻				☻			☻	☻			☻	☻	☻				☻		☻			☻

HC = beschichtetes Hartmetall

D2

WALTER SELECT Stability of machine, workpiece and clamping arrangement → Very good = ☻ → Good = 😐 → Moderate = ☹

☻ 😐 ☹ / ★ = New addition to the product range

www.isotool.se
Tel. 044 - 24 55 70

Face milling cutters

M5012 mm

SN . X0904 ..; XNGX0904ZNN

Xtra·tec® XT



– 8 cutting edges per indexable insert

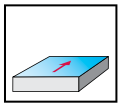

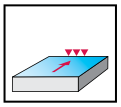

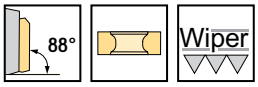

	P	M	K	N	S	H	O
M5012	●●	●●	●●	●●	●●	●	●

Tool

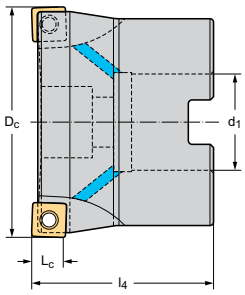

Shell mill mount DIN 138 transverse keyway

Designation	D_c mm	d_1 mm	l_4 mm	L_c mm	Z	kg	No. of inserts	Type
M5012-040-B16-04-08	40	16	40	8	4	0,24	4	SN . X0904 .. XNGX0904ZNN
M5012-050-B22-05-08	50	22	40	8	5	0,39	5	
M5012-050-B22-06-08	50	22	40	8	6	0,39	6	
M5012-063-B22-06-08	63	22	40	8	6	0,51	6	
M5012-063-B22-08-08	63	22	40	8	8	0,49	8	
M5012-063-B27-06-08	63	27	50	8	6	0,97	6	
M5012-063-B27-08-08	63	27	50	8	8	0,6	8	
M5012-080-B27-07-08	80	27	50	8	7	1,29	7	
M5012-080-B27-10-08	80	27	50	8	10	1,27	10	
M5012-100-B32-08-08	100	32	50	8	8	2,63	8	
M5012-100-B32-12-08	100	32	50	8	12	1,8	12	

Bodies and assembly parts are included in the scope of delivery

D2

WALTER SELECT Stability of machine, workpiece and clamping arrangement → Very good = ☺ → Good = 😐 → Moderate = ☹

www.isotool.se
Tel. 044 - 24 55 70

Assembly parts

	D_c [mm]	40–100
	Clamping screw for indexable insert Tightening torque	FS2579 (T8IP) 1,2 Nm

Accessories

	D_c [mm]	40–100
	Torque screwdriver, analogue	FS2001
	Torque screwdriver, digital	FS2248
	Interchangeable blade	FS2012 (T8IP)
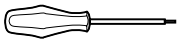	Screwdriver	FS1483 (T8IP)

Indexable inserts

	Designation	Tolerance class	Number of cutting edges	r mm	b mm	P HC WHH15X	P HC WKP25S	P HC WKP35G	P HC WKP35S	P HC WPM15G	P HC WSP45G	P HC WXM15	M HC WPM15G	M HC WSM35G	M HC WSP45G	M HC WXM15	K HC WAK15	K HC WHH15X	K HC WKK25G	K HC WKP25S	K HC WKP35G	K HC WKP35S	K HC WPM15G	K HC WXM15	N HC WXN15	N HW WK10	S HC WSM35G	S HC WSP45G	H HC WHH15X
	SNGX0904ZNN-F57	G	8	0,6	1		☻	☺											☺	☺	☹							
	SNGX0904ZNN-F67	G	8	0,6	1		☻	☺						☻			☻			☺	☹						☺		
	SNHX0904ZNN-K88	H	8	0,6	1																			☻	☺			
	SNMX0904ZNN-F27	M	8	0,6	1			☺													☹							
	SNMX0904ZNN-F57	M	8	0,6	1		☻	☺	☺		☹			☺	☹				☺	☺	☹	☹					☺	☹	
	SNMX0904ZNN-F67	M	8	0,6	1									☺			☻										☺		
	SNMX090408-F27	M	8	0,8			☻		☺											☺		☹						
	SNMX090408-F57	M	8	0,8			☻	☺	☺		☹			☺	☹				☺	☺	☹	☹					☺	☹	
	SNMX090408-F67	M	8	0,8							☹			☺	☹												☺	☹	
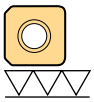	XNGX0904ZNN-F67	G	2	0,8	3,5	☻				☻		☻	☻			☻	☻	☻					☻	☻					☻

HC = beschichtetes Hartmetall
HW = unbeschichtetes Hartmetall

D2

WALTER SELECT Stability of machine, workpiece and clamping arrangement → Very good = ☻ → Good = ☺ → Moderate = ☹

☻ ☺ ☹ / ★ = New addition to the product range

www.isotool.se
Tel. 044 - 24 55 70

Face milling cutters

M5012 inch

SN . X0904 ..; XNGX0904ZNN

Xtra·tec® XT



– 8 cutting edges per indexable insert

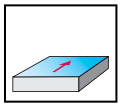

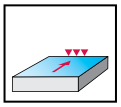







	P	M	K	N	S	H	O
M5012	●●	●●	●●	●●	●●	●	●

Tool

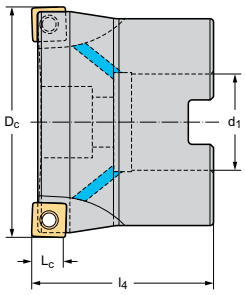

Shell mill mount DIN 138 transverse keyway

Designation	D_c inch	d_1 inch	l_4 inch	L_c inch	Z	lbs	No. of inserts	Type
M5012.051-B19-06-08	2,000	0,750	1,500	0,315	6	0,829	6	SN . X0904 .. XNGX0904ZNN
M5012.064-B26-07-08	2,500	1,000	2,000	0,315	7	1,702	7	
M5012.076-B26-09-08	3,000	1,000	2,000	0,315	9	2,172	9	
M5012.102-B38-11-08	4,000	1,500	2,500	0,315	11	6,153	11	
M5012.127-B38-14-08	5,000	1,500	2,500	0,315	14	8,051	14	
M5012.152-B38-18-08	6,000	1,500	2,500	0,315	18	10,470	18	

Bodies and assembly parts are included in the scope of delivery

D 2

WALTER SELECT Stability of machine, workpiece and clamping arrangement → Very good = ☺ → Good = 😐 → Moderate = ☹

www.isotool.se
Tel. 044 - 24 55 70

Assembly parts

	D_c [inch]	2–6
	Clamping screw for indexable insert Tightening torque	FS2579 (T8IP) 0,885 lbs
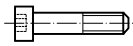	Clamping screw for arbour-mounted tools	FS1518

Accessories

	D_c [inch]	2–6
	Torque screwdriver, analogue	FS2002
	Torque screwdriver, digital	FS2248
	Interchangeable blade	FS2012 (T8IP)
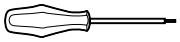	Screwdriver	FS1483 (T8IP)

Indexable inserts

	Designation	Tolerance class	Number of cutting edges	r inch	b inch	P HC WHH15X	P HC WKP25S	P HC WKP35G	P HC WKP35S	P HC WPM15G	P HC WSP45G	P HC WXM15	M HC WPM15G	M HC WSM35G	M HC WSP45G	M HC WXM15	K HC WAK15	K HC WHH15X	K HC WKK25G	K HC WKP25S	K HC WKP35G	K HC WKP35S	K HC WPM15G	K HC WXM15	N HC WXN15	N HW WK10	S HC WSM35G	S HC WSP45G	H HC WHH15X
	SNGX0904ZNN-F67	G	8	0,024	0,039		☺	😐						😐			☺			😐	😟						😐		
	SNHX0904ZNN-K88	H	8	0,024	0,039																			☺	😐			
	SNMX0904ZNN-F27	M	8	0,024	0,039			😐													😟								
	SNMX0904ZNN-F57	M	8	0,024	0,039		☺	😐	😐		😟			😐	😟				😐	😐	😟	😟					😐	😟	
	SNMX0904ZNN-F67	M	8	0,024	0,039									😐			☺										😐		
	SNMX090408-F27	M	8	0,031			☺		😐											😐		😟							
	SNMX090408-F57	M	8	0,031			☺	😐	😐		😟			😐	😟				😐	😐	😟	😟					😐	😟	
	SNMX090408-F67	M	8	0,031							😟			😐	😟												😐	😟	
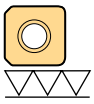	XNGX0904ZNN-F67	G	2	0,031	0,138	☺				☺		☺	☺			☺	☺	☺					☺	☺					☺

HC = beschichtetes Hartmetall
HW = unbeschichtetes Hartmetall

D2

WALTER SELECT Stability of machine, workpiece and clamping arrangement → Very good = ☺ → Good = 😐 → Moderate = 😟

☺ 😐 😟 / ★ = New addition to the product range

www.isotool.se
Tel. 044 - 24 55 70

Face milling cutters

M5012 mm

SN . X1205 ..; XNGX1205ZNN

Xtra·tec® XT



– 8 cutting edges per indexable insert

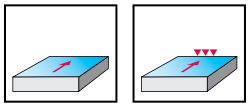

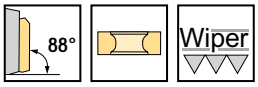

	P	M	K	N	S	H	O
M5012	●●	●●	●●	●●	●●	●	●

Tool

Designation	D_c mm	d_1 mm	l_4 mm	L_c mm	Z	kg	No. of inserts	Type
M5012-063-B22-07-10	63	22	40	10	7	0,46	7	SN . X1205 .. XNGX1205ZNN
M5012-063-B27-07-10	63	27	50	10	7	0,84	7	
M5012-080-B27-09-10	80	27	50	10	9	0,96	9	
M5012-100-B32-11-10	100	32	50	10	11	1,71	11	
M5012-125-B40-14-10	125	40	63	10	14	3,95	14	

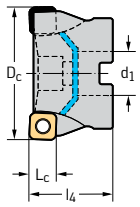

Shell mill mount DIN 138 transverse keyway

Designation	D_c mm	d_1 mm	l_4 mm	L_c mm	Z	kg	No. of inserts	Type
M5012-160-B40-18-10	160	40	63	10	18	4,69	18	SN . X1205 .. XNGX1205ZNN

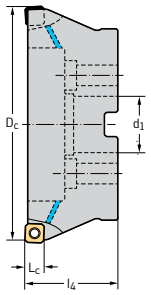

Shell mill mount DIN 138 transverse keyway

Bodies and assembly parts are included in the scope of delivery

D2

WALTER SELECT Stability of machine, workpiece and clamping arrangement → Very good = ☺ → Good = 😐 → Moderate = ☹

New addition to the product range = ☺ 😐 ☹ / ★

www.isotool.se
Tel. 044 - 24 55 70

Assembly parts

	D_c [mm]	63–160
	Clamping screw for indexable insert Tightening torque	FS1459 (T15IP) 4 Nm

Accessories

	D_c [mm]	63–125	160
	Torque screwdriver, analogue	FS2003	
	Torque screwdriver, digital	FS2248	
	Interchangeable blade	FS2014 (T15IP)	
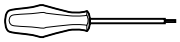	Screwdriver	FS1485 (T15IP)	
	Sealing disc set		FS936 SET KOMPLETT
	Gasket		O-R 96X4

Indexable inserts

	Designation	Tolerance class	Number of cutting edges	r mm	b mm	P HC WHH15X	P HC WKP25S	P HC WKP35G	P HC WKP35S	P HC WPM15G	P HC WPP35G	P HC WSP45G	P HC WXM15	M HC WPM15G	M HC WSM35G	M HC WSP45G	M HC WXM15	K HC WAK15	K HC WHH15X	K HC WKK25G	K HC WKP25S	K HC WKP35G	K HC WKP35S	K HC WPM15G	K HC WPP35G	K HC WXM15	N HC WXN15	N HW WK10	S HC WSM35G	S HC WSP45G	H HC WHH15X
	SNGX120512-F57	G	8	1,2			☺	😐	😐		😐	😟			😐	😟					😐	😟	😟		😟				😐	😟	
	SNMX120512-D27	M	8	1,2			☺	😐	😐		😐									😐	😐	😟	😟		😟						
	SNMX120520-D27	M	8	2			☺	😐	😐		😐									😐	😐	😟	😟		😟						
	SNMX120512-F27	M	8	1,2			☺	😐	😐		😐										😐	😟	😟		😟						
	SNMX120512-F57	M	8	1,2			☺	😐	😐		😐	😟			😐	😟				😐	😐	😟	😟		😟				😐	😟	
	SNMX120520-F57	M	8	2			☺	😐	😐		😐	😟			😐	😟				😐	😐	😟	😟		😟				😐	😟	
	SNMX120512-F67	M	8	1,2			☺	😐	😐		😐	😟			😐	😟		☺			😐	😟	😟		😟				😐	😟	
	SNGX1205ZNN-F27	G	8	0,8	1,2		☺	😐	😐		😐										😐	😟	😟		😟						
	SNGX1205ZNN-F57	G	8	0,8	1,2		☺	😐	😐		😐	😟			😐	😟				😐	😐	😟	😟		😟				😐	😟	
	SNGX1205ZNN-F67	G	8	0,8	1,2		☺	😐	😐		😐	😟			😐	😟		☺			😐	😟	😟		😟				😐	😟	
	SNHX1205ZNN-K88	H	8	0,8	1,2																					☺	😐			
	SNMX1205ZNN-F57	M	8	0,8	1,2		☺	😐												😐	😐	😟								
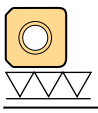	XNGX1205ZNN-F67	G	2	1	4	☺				☺			☺	☺			☺	☺	☺					☺		☺					☺

HC = beschichtetes Hartmetall
HW = unbeschichtetes Hartmetall

D2

WALTER SELECT Stability of machine, workpiece and clamping arrangement → Very good = ☺ → Good = 😐 → Moderate = 😟

☺ 😐 😟 / ★ = New addition to the product range

www.isotool.se
Tel. 044 - 24 55 70

Face milling cutters

M5012 mm

SN . X1205 ..; XNGX1205ZNN

Xtra·tec® XT



– 8 cutting edges per indexable insert

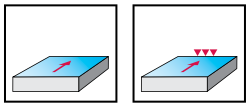

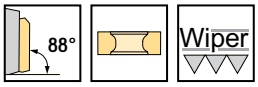

	P	M	K	N	S	H	O
M5012	●●	●●	●●	●●	●●	●	●

Tool

Designation	D_c mm	d_1 mm	l_4 mm	L_c mm	Z	kg	No. of inserts	Type
M5012-050-B22-04-10-AP	50	22	40	10	4	0,34	4	SN . X1205 .. XNGX1205ZNN
M5012-063-B22-05-10-AP	63	22	40	10	5	0,48	5	
M5012-063-B27-05-10-AP	63	27	50	10	5	0,87	5	
M5012-080-B27-07-10-AP	80	27	50	10	7	1,02	7	
M5012-100-B32-08-10-AP	100	32	50	10	8	1,77	8	
M5012-125-B40-10-10-AP	125	40	63	10	10	3,27	10	

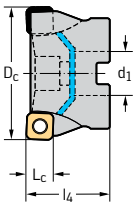

Shell mill mount DIN 138 transverse keyway

Designation	D_c mm	d_1 mm	l_4 mm	L_c mm	Z	kg	No. of inserts	Type
M5012-160-B40-12-10-AP	160	40	63	10	12	4,81	12	SN . X1205 .. XNGX1205ZNN

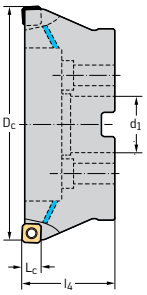

Shell mill mount DIN 138 transverse keyway

M5012...-AP with carbide shim | Bodies and assembly parts are included in the scope of delivery

D2

WALTER SELECT Stability of machine, workpiece and clamping arrangement → Very good = ☺ → Good = 😐 → Moderate = ☹

Assembly parts

	D_c [mm]	50–160
	Shim for indexable insert	AP800-SN1205 H81
	Clamping screw for shim	FS2069 (SW 4)
	Clamping screw for indexable insert Tightening torque	FS2617 (T15IP) 4 Nm

Accessories

	D_c [mm]	50–125	160
	Torque screwdriver, analogue	FS2003	
	Torque screwdriver, digital	FS2248	
	Interchangeable blade	FS2014 (T15IP)	
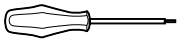	Screwdriver	FS1485 (T15IP)	
	Key for shim screw	ISO2936-4 (SW 4)	
	Sealing disc set		FS936 SET KOMPLETT
	Gasket		O-R 96X4

Indexable inserts

	Designation	Tolerance class	Number of cutting edges	r mm	b mm	P HC WHH15X	P HC WKP25S	P HC WKP35G	P HC WKP35S	P HC WPM15G	P HC WPP35G	P HC WSP45G	P HC WXM15	M HC WPM15G	M HC WSM35G	M HC WSP45G	M HC WXM15	K HC WAK15	K HC WHH15X	K HC WKK25G	K HC WKP25S	K HC WKP35G	K HC WKP35S	K HC WPM15G	K HC WPP35G	K HC WXM15	N HC WXN15	N HW WK10	S HC WSM35G	S HC WSP45G	H HC WHH15X
	SNGX120512-F57	G	8	1,2			☻	☻	☻		☻	☻			☻	☻					☻	☻	☻		☻				☻	☻	
	SNMX120512-D27	M	8	1,2			☻	☻	☻		☻									☻	☻	☻	☻		☻						
	SNMX120520-D27	M	8	2			☻	☻	☻		☻									☻	☻	☻	☻		☻						
	SNMX120512-F27	M	8	1,2			☻	☻	☻		☻										☻	☻	☻		☻						
	SNMX120512-F57	M	8	1,2			☻	☻	☻		☻	☻			☻	☻				☻	☻	☻	☻		☻				☻	☻	
	SNMX120520-F57	M	8	2			☻	☻	☻		☻	☻			☻	☻				☻	☻	☻	☻		☻				☻	☻	
	SNMX120512-F67	M	8	1,2			☻	☻	☻		☻	☻			☻	☻		☻			☻	☻	☻		☻				☻	☻	
	SNGX1205ZNN-F27	G	8	0,8	1,2		☻	☻	☻		☻										☻	☻	☻		☻						
	SNGX1205ZNN-F57	G	8	0,8	1,2		☻	☻	☻		☻	☻			☻	☻				☻	☻	☻	☻		☻				☻	☻	
	SNGX1205ZNN-F67	G	8	0,8	1,2		☻	☻	☻		☻	☻			☻	☻		☻			☻	☻	☻		☻				☻	☻	
	SNHX1205ZNN-K88	H	8	0,8	1,2																					☻	☻			
	SNMX1205ZNN-F57	M	8	0,8	1,2		☻	☻												☻	☻	☻									
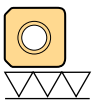	XNGX1205ZNN-F67	G	2	1	4	☻				☻			☻	☻			☻	☻	☻					☻		☻					☻

HC = beschichtetes Hartmetall
HW = unbeschichtetes Hartmetall

D2

WALTER SELECT Stability of machine, workpiece and clamping arrangement → Very good = ☻ → Good = 😐 → Moderate = ☹

☻ 😐 ☹ / ★ = New addition to the product range

www.isotool.se
Tel. 044 - 24 55 70

Face milling cutters

M5012 inch

SN . X1205 ..; XNGX1205ZNN

Xtra·tec® XT



– 8 cutting edges per indexable insert

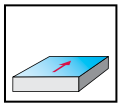

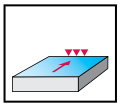







	P	M	K	N	S	H	O
M5012	●●	●●	●●	●●	●●	●	●

Tool

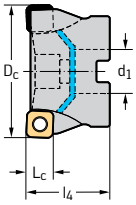

Shell mill mount DIN 138 transverse keyway

Designation	D_c inch	d_1 inch	l_4 inch	L_c inch	Z	lbs	No. of inserts	Type
M5012.051-B19-04-10-AP	2,000	0,750	1,500	0,394	4	0,712	4	SN . X1205 .. XNGX1205ZNN
M5012.064-B26-05-10-AP	2,500	1,000	2,000	0,394	5	1,482	5	
M5012.076-B26-07-10-AP	3,000	1,000	2,000	0,394	7	1,949	7	
M5012.102-B38-08-10-AP	4,000	1,500	2,500	0,394	8	5,842	8	
M5012.127-B38-10-10-AP	5,000	1,500	2,500	0,394	10	7,672	10	
M5012.152-B38-12-10-AP	6,000	1,500	2,500	0,394	12	10,194	12	

Bodies and assembly parts are included in the scope of delivery

D 2

WALTER SELECT Stability of machine, workpiece and clamping arrangement → Very good = ☺ → Good = 😐 → Moderate = ☹

www.isotool.se
Tel. 044 - 24 55 70

Assembly parts

	D_c [inch]	2	2,5–3	4–6
	Shim for indexable insert	AP800-SN1205 H81	AP800-SN1205 H81	AP800-SN1205 H81
	Clamping screw for shim	FS2069 (SW 4)	FS2069 (SW 4)	FS2069 (SW 4)
	Clamping screw for indexable insert Tightening torque	FS2617 (T15IP) 2,95 lbs	FS2617 (T15IP) 2,95 lbs	FS2617 (T15IP) 2,95 lbs
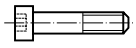	Clamping screw for arbour-mounted tools	FS1518	FS1519	FS1583

Accessories

	D_c [inch]	2–6
	Torque screwdriver, analogue	FS2004
	Torque screwdriver, digital	FS2248
	Interchangeable blade	FS2014 (T15IP)
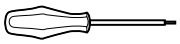	Screwdriver	FS1485 (T15IP)
	Key for shim screw	ISO2936-4 (SW 4)

Indexable inserts

	Designation	Tolerance class	Number of cutting edges	r inch	b inch	P HC WHH15X	P HC WKP25S	P HC WKP35G	P HC WKP35S	P HC WPM15G	P HC WPP35G	P HC WSP45G	P HC WXM15	M HC WPM15G	M HC WSM35G	M HC WSP45G	M HC WXM15	K HC WAK15	K HC WHH15X	K HC WKK25G	K HC WKP25S	K HC WKP35G	K HC WKP35S	K HC WPM15G	K HC WPP35G	K HC WXM15	N HC WXN15	N HW WK10	S HC WSM35G	S HC WSP45G	H HC WHH15X
	SNGX120512-F57	G	8	0,047			☻	☻	☻		☻	☹			☻	☹					☻	☹	☹		☹				☻	☹	
	SNMX120512-D27	M	8	0,047			☻	☻	☻		☻									☻	☻	☹	☹		☹						
	SNMX120520-D27	M	8	0,079			☻	☻	☻		☻									☻	☻	☹	☹		☹						
	SNMX120512-F27	M	8	0,047			☻	☻	☻		☻										☻	☹	☹		☹						
	SNMX120512-F57	M	8	0,047			☻	☻	☻		☻	☹			☻	☹				☻	☻	☹	☹		☹				☻	☹	
	SNMX120520-F57	M	8	0,079			☻	☻	☻		☻	☹			☻	☹				☻	☻	☹	☹		☹				☻	☹	
	SNMX120512-F67	M	8	0,047			☻	☻	☻		☻	☹			☻	☹		☻			☻	☹	☹		☹				☻	☹	
	SNGX1205ZNN-F27	G	8	0,031	0,047		☻	☻	☻		☻										☻	☹	☹		☹						
	SNGX1205ZNN-F57	G	8	0,031	0,047		☻	☻	☻		☻	☹			☻	☹				☻	☻	☹	☹		☹				☻	☹	
	SNGX1205ZNN-F67	G	8	0,031	0,047		☻	☻	☻		☻	☹			☻	☹		☻			☻	☹	☹		☹				☻	☹	
	SNHX1205ZNN-K88	H	8	0,031	0,047																					☻	☻			
	SNMX1205ZNN-F57	M	8	0,031	0,047		☻	☻												☻	☻	☹									
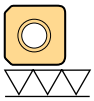	XNGX1205ZNN-F67	G	2	0,039	0,157	☻				☻			☻	☻			☻	☻	☻					☻		☻					☻

HC = beschichtetes Hartmetall
HW = unbeschichtetes Hartmetall

D2

WALTER SELECT Stability of machine, workpiece and clamping arrangement → Very good = ☻ → Good = ☻ → Moderate = ☹

☻ ☻ ☹ / ★ = New addition to the product range

www.isotool.se
Tel. 044 - 24 55 70

Face milling cutters

M4003 mm

SD .. 09T3AZN; SDHX09T3AZR





– 4 cutting edges per indexable insert

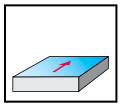

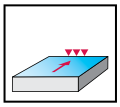

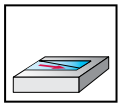







	P	M	K	N	S	H	O
M4003	●●	●●	●●	●●	●●	●	●

Tool

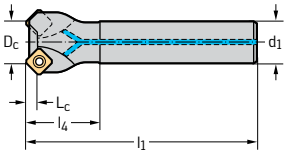

Cylindrical shank

Designation	D_c mm	d_1 mm	l_4 mm	l_1 mm	L_c mm	Z	kg	No. of inserts	Type
M4003-020-A20-02-4.5	20	20	35	110	4,5	2	0,3	2	SD .. 09T3AZN SDHX09T3AZR
M4003-025-A25-03-4.5	25	25	35	110	4,5	3	0,47	3	
M4003-032-A32-04-4.5	32	32	35	110	4,5	4	0,74	4	

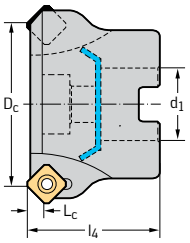

Shell mill mount DIN 138 transverse keyway

Designation	D_c mm	d_1 mm	l_4 mm	l_1 mm	L_c mm	Z	kg	No. of inserts	Type
M4003-032-B16-04-4.5	32	16	40		4,5	4	0,27	4	SD .. 09T3AZN SDHX09T3AZR
M4003-032-B16-05-4.5	32	16	40		4,5	5	0,24	5	
M4003-040-B16-04-4.5	40	16	40		4,5	4	0,36	4	
M4003-040-B16-06-4.5	40	16	40		4,5	6	0,29	6	
M4003-050-B22-06-4.5	50	22	40		4,5	6	0,51	6	
M4003-050-B22-08-4.5	50	22	40		4,5	8	0,51	8	
M4003-063-B22-07-4.5	63	22	40		4,5	7	0,68	7	
M4003-063-B22-10-4.5	63	22	40		4,5	10	0,67	10	
M4003-080-B27-08-4.5	80	27	50		4,5	8	1,24	8	
M4003-080-B27-12-4.5	80	27	50		4,5	12	1,13	12	
M4003-100-B32-09-4.5	100	32	50		4,5	9	2,02	9	
M4003-100-B32-14-4.5	100	32	50		4,5	14	1,87	14	

Bodies and assembly parts are included in the scope of delivery

D2

WALTER SELECT Stability of machine, workpiece and clamping arrangement → Very good = ☺ → Good = 😐 → Moderate = ☹

www.isotool.se
Tel. 044 - 24 55 70

Assembly parts

	D_c [mm]	20–100
	Clamping screw for indexable insert Tightening torque	FS2266 (T10IP) 2 Nm

Accessories

	D_c [mm]	20–100
	Torque screwdriver, analogue	FS2003
	Torque screwdriver, digital	FS2248
	Interchangeable blade	FS2268 (T10IP)
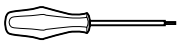	Screwdriver	FS2267 (T10IP)

Indexable inserts

	Designation	Tolerance class	Number of cutting edges	r mm	α °	b mm	P HC WHH15X	P HC WKP25S	P HC WKP35G	P HC WKP35S	P HC WPM15G	P HC WPP35G	P HC WSP45G	P HC WXM15	M HC WPM15G	M HC WSM35G	M HC WSM45X	M HC WSP45G	M HC WXM15	K HC WAK15	K HC WHH15X	K HC WKK25G	K HC WKP25S	K HC WKP35G	K HC WKP35S	K HC WPM15G	K HC WPP35G	K HC WXM15	N DP WDN20	N HC WXN15	N HW WK10	S HC WSM35G	S HC WSM45X	S HC WSP45G	H HC WHH15X
	SDGT09T3AZN-F57	G	4	0,3	15°	1,4		☻	☻	☻		☻	☹			☻		☹		☻			☻	☹	☹		☹					☻		☹	
	SDGT09T3AZN-G77	G	4	0,3	15°	1,2				☻			☻					☻																	
	SDHT09T3AZN-G88	H	4	0,3	15°	1,2																							☻	☻				
	SDMT09T3AZN-D57	M	4	0,3	15°	1,2		☻	☻	☻		☻	☹			☻		☹				☻	☻	☹	☹		☹					☻		☹	
	SDMT09T3AZN-F57	M	4	0,3	15°	1,4		☻	☻	☻		☻	☹				☹	☹					☻	☹	☹		☹						☹	☹	
	SDMW09T3AZN-A57	M	4	0,3	15°	1,2			☹	☹		☹								☻				☹	☹		☹								
	SDGW09T3AZR-A88	G	1	0,3	15°	1,2																						☹							
	SDGW09T304-A88	G	1	0,4	15°																							☹							
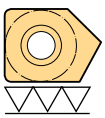	SDHX09T3AZR-A88	H	1	0,5	15°	5,6	☻				☻			☻	☻				☻	☻	☻					☻		☻							☻
	SDHT09T304-G88	H	4	0,4	15°																								☻	☹				
	SDHT09T308-G88	H	4	0,8	15°																								☻	☹				
	SDMT09T304-F57	M	4	0,4	15°				☹	☹			☹					☹					☹	☹										☹	
	SDMT09T308-F57	M	4	0,8	15°			☻	☹	☹		☹	☹			☹	☹	☹		☻			☹	☹	☹		☹					☹	☹	☹	
	SDMT09T312-F57	M	4	1,2	15°				☹	☹			☹					☹					☹	☹										☹	
	SDMT09T316-F57	M	4	1,6	15°				☹	☹			☹					☹					☹	☹										☹	
	SDMT09T320-F57	M	4	2	15°				☹	☹		☹	☹			☹	☹	☹					☹	☹		☹							☹	☹	☹	
	SDMT09T308-D51	M	4	0,8	15°			☻	☹	☹		☹	☹					☹				☹	☹	☹		☹								☹	
	SDMT09T308-D57	M	4	0,8	15°			☻	☹	☹		☹	☹			☹		☹				☹	☹	☹	☹		☹					☹		☹	
	SDMW09T308-A57	M	4	0,8	15°			☹	☹	☹		☹										☹	☹	☹		☹									
	SDMW09T320-A57	M	4	2	15°				☹				☹					☹			☹		☹											☹	

Finishing inserts SDHX09T3AZR-A88 only in combination with SDGT09T3AZN-F57 .

HC = Coated carbide
DP = Polycrystalline diamond
HW = Uncoated carbide

D2

WALTER SELECT Stability of machine, workpiece and clamping arrangement → Very good = ☻ → Good = ☹ → Moderate = ☹

☻ ☹ ☹ / ★ = New addition to the product range

www.isotool.se
Tel. 044 - 24 55 70

Face milling cutters

M4003 inch

SD .. 09T3AZN; SDHX09T3AZR





– 4 cutting edges per indexable insert

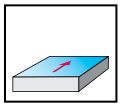

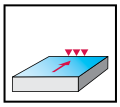

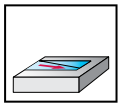







	P	M	K	N	S	H	O
M4003	●●	●●	●●	●●	●●	●	●

Tool

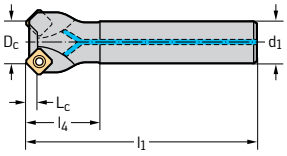

Cylindrical shank

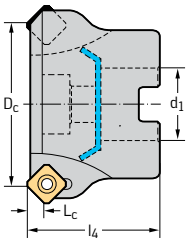

Shell mill mount DIN 138 transverse keyway

Designation	D_c inch	d_1 inch	l_4 inch	l_1 inch	L_c inch	Z	lbs	No. of inserts	Type
M4003.019-A19-02-4.5	0,750	0,750	1,378	4,331	0,177	2	0,644	2	SD .. 09T3AZN SDHX09T3AZR
M4003.026-A26-03-4.5	1,000	1,000	1,378	4,331	0,177	3	1,078	3	
M4003.031-B13-04-4.5	1,250	0,500	1,575		0,177	4	0,507	4	SD .. 09T3AZN SDHX09T3AZR
M4003.038-B19-04-4.5	1,500	0,750	1,575		0,177	4	0,743	4	
M4003.051-B19-06-4.5	2,000	0,750	1,575		0,177	6	1,142	6	
M4003.064-B26-07-4.5	2,500	1,000	1,969		0,177	7	1,881	7	
M4003.076-B26-08-4.5	3,000	1,000	1,969		0,177	8	2,553	8	

Bodies and assembly parts are included in the scope of delivery

D 2

WALTER SELECT Stability of machine, workpiece and clamping arrangement → Very good = ☺ → Good = 😐 → Moderate = ☹

New addition to the product range = ☺ 😐 ☹ / ★

www.isotool.se
Tel. 044 - 24 55 70

Assembly parts

	D_c [inch]	0,75–2	1,25	2,5–3
	Clamping screw for indexable insert Tightening torque	FS2266 (T10IP) 1,475 lbs	FS2266 (T10IP) 1,475 lbs	FS2266 (T10IP) 1,475 lbs
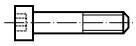	Clamping screw for arbour-mounted tools		FS1527	FS1519

Accessories

	D_c [inch]	0,75–3
	Torque screwdriver, analogue	FS2004
	Torque screwdriver, digital	FS2248
	Interchangeable blade	FS2268 (T10IP)
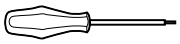	Screwdriver	FS2267 (T10IP)

Indexable inserts

	Designation	Tolerance class	Number of cutting edges	r inch	α °	b inch	P HC WHH15X	P HC WKP25S	P HC WKP35G	P HC WKP35S	P HC WPM15G	P HC WPP35G	P HC WSP45G	P HC WXM15	M HC WPM15G	M HC WSM35G	M HC WSM45X	M HC WSP45G	M HC WXM15	K HC WAK15	K HC WHH15X	K HC WKK25G	K HC WKP25S	K HC WKP35G	K HC WKP35S	K HC WPM15G	K HC WPP35G	K HC WXM15	N DP WDN20	N HC WXN15	N HW WK10	S HC WSM35G	S HC WSM45X	S HC WSP45G	H HC WHH15X
	SDGT09T3AZN-F57	G	4	0,012	15°	0,055		☻	☻	☻		☻	☹			☻		☹		☻			☻	☻	☻		☻						☻		☹
	SDGT09T3AZN-G77	G	4	0,012	15°	0,047							☻					☻																	
	SDHT09T3AZN-G88	H	4	0,012	15°	0,047																							☻	☻				
	SDMT09T3AZN-D57	M	4	0,012	15°	0,047		☻	☻	☻		☻	☹			☻		☹				☻	☻	☹	☹		☹					☻		☹	
	SDMT09T3AZN-F57	M	4	0,012	15°	0,055		☻	☻	☻		☻	☹				☹	☹					☻	☹	☹		☹						☹	☹	
	SDMW09T3AZN-A57	M	4	0,012	15°	0,047			☹	☹		☹								☻				☹	☹		☹								
	SDGW09T3AZR-A88	G	1	0,012	15°	0,047																							☻						
	SDGW09T304-A88	G	1	0,016	15°																								☻						
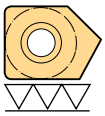	SDHX09T3AZR-A88	H	1	0,020	15°	0,22	☻				☻			☻	☻				☻	☻	☻					☻		☻								☻
	SDHT09T304-G88	H	4	0,016	15°																									☻	☻				
	SDHT09T308-G88	H	4	0,031	15°																									☻	☻				
	SDMT09T304-F57	M	4	0,016	15°				☻	☻			☹					☹						☹	☹									☹	
	SDMT09T308-F57	M	4	0,031	15°			☻	☻	☻		☻	☹			☻	☹	☹		☻			☻	☹	☹		☹						☻	☹	☹	
	SDMT09T312-F57	M	4	0,047	15°				☻	☻			☹					☹						☹	☹									☹	
	SDMT09T316-F57	M	4	0,063	15°				☻	☻			☹					☹						☹	☹									☹	
	SDMT09T320-F57	M	4	0,079	15°				☻	☻		☻	☹			☻	☹	☹						☹	☹		☹						☻	☹	☹	
	SDMT09T308-D51	M	4	0,031	15°			☻	☻	☻		☻	☹					☹					☻	☹	☹		☹								☹	
	SDMT09T308-D57	M	4	0,031	15°			☻	☻	☻		☻	☹			☻		☹				☻	☻	☹	☹		☹						☻		☹	
	SDMW09T308-A57	M	4	0,031	15°			☻	☹	☹		☹											☻	☹	☹		☹								
	SDMW09T320-A57	M	4	0,079	15°				☹				☹					☹				☻		☹										☹	

Finishing inserts SDHX09T3AZR-A88 only in combination with SDGT09T3AZN-F57 .

HC = Coated carbide
DP = Polycrystalline diamond
HW = Uncoated carbide

D2

WALTER SELECT Stability of machine, workpiece and clamping arrangement → Very good = ☻ → Good = ☻ → Moderate = ☹

☻ ☻ ☹ / ★ = New addition to the product range

www.isotool.se
Tel. 044 - 24 55 70

Face milling cutters

M4003 mm

SD .. 1204AZN; SDHX1204AZR





– 4 cutting edges per indexable insert

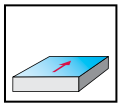

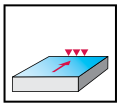

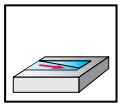







	P	M	K	N	S	H	O
M4003	●●	●●	●●	●●	●●	●	●

Tool

Designation	D_c mm	d_1 mm	l_4 mm	l_1 mm	L_c mm	Z	kg	No. of inserts	Type
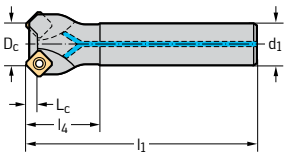 Cylindrical shank									
M4003-025-A25-02-6.5	25	25	35	110	6,5	2	0,46	2	SD .. 1204AZN SDHX1204AZR
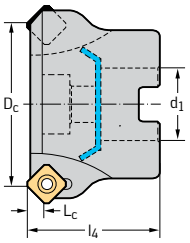 Shell mill mount DIN 138 transverse keyway									
M4003-040-B16-04-6.5	40	16	40		6,5	4	0,36	4	SD .. 1204AZN SDHX1204AZR
M4003-050-B22-04-6.5	50	22	40		6,5	4	0,5	4	
M4003-050-B22-05-6.5	50	22	40		6,5	5	0,51	5	
M4003-063-B22-05-6.5	63	22	40		6,5	5	0,58	5	
M4003-063-B22-07-6.5	63	22	40		6,5	7	0,65	7	
M4003-080-B27-06-6.5	80	27	50		6,5	6	1,19	6	
M4003-080-B27-09-6.5	80	27	50		6,5	9	1,28	9	
M4003-100-B32-07-6.5	100	32	50		6,5	7	2,05	7	
M4003-100-B32-11-6.5	100	32	50		6,5	11	2,02	11	
M4003-125-B40-08-6.5	125	40	63		6,5	8	3,43	8	
M4003-125-B40-13-6.5	125	40	63		6,5	13	3,39	13	
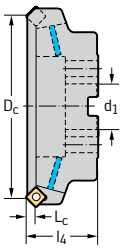 Shell mill mount DIN 138 transverse keyway									
M4003-160-B40-09-6.5	160	40	63		6,5	9	4,34	9	SD .. 1204AZN SDHX1204AZR
M4003-160-B40-15-6.5	160	40	63		6,5	15	4,29	15	

Bodies and assembly parts are included in the scope of delivery

D2

WALTER SELECT Stability of machine, workpiece and clamping arrangement → Very good = ☺ → Good = 😐 → Moderate = ☹

New addition to the product range = ☺ 😐 ☹ / ★

www.isotool.se
Tel. 044 - 24 55 70

Assembly parts

	D_c [mm]	25–160
	Clamping screw for indexable insert Tightening torque	FS1453 (T15IP) 3,5 Nm

Accessories

	D_c [mm]	25–125	160
	Torque screwdriver, analogue	FS2003	
	Torque screwdriver, digital	FS2248	
	Interchangeable blade	FS2014 (T15IP)	
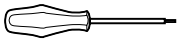	Screwdriver	FS1485 (T15IP)	
	(incl. gasket + screws) Sealing disc set		FS936 SET KOMPLETT
	Gasket		O-R 96X4

Indexable inserts

	Designation	Tolerance class	Number of cutting edges	r mm	b mm	P HC WHH15X	P HC WKP25S	P HC WKP35G	P HC WKP35S	P HC WPM15G	P HC WPP35G	P HC WSP45G	P HC WXM15	M HC WPM15G	M HC WSM35G	M HC WSM45X	M HC WSP45G	M HC WXM15	K HC WAK15	K HC WHH15X	K HC WKK25G	K HC WKP25S	K HC WKP35G	K HC WKP35S	K HC WPM15G	K HC WPP35G	K HC WXM15	N DP WDN20	N HC WXN15	N HW WK10	S HC WSM35G	S HC WSM45X	S HC WSP45G	H HC WHH15X
	SDGT1204AZN-F57	G	4	0,3	1,8		☺	😐	😐			☹			😐		☹		☺			😐	😐	😐						😐		☹	
	SDGT1204AZN-G77	G	4	0,3	1,4							😐					😐															😐	
	SDHT1204AZN-G88	H	4	0,3	1,4																							☺	😐				
	SDMT1204AZN-D57	M	4	0,3	1,4		☺	😐	😐		😐	☹			😐		☹		☺		😐	😐	☹	☹		☹					😐		☹	
	SDMT1204AZN-F57	M	4	0,3	1,8		☺	😐	😐		😐	☹				☹	☹					😐	☹	☹		☹						☹	☹	
	SDMW1204AZN-A57	M	4	0,3	1,4		😐	☹	☹													😐	☹	☹									
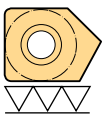	SDHX1204AZR-A88	H	1	0,5	7,5	☺				☺			☺	☺				☺	☺	☺					☺		☺							☺
	SDGW120408-A88	G	1	0,8																							😐							
	SDHT120408-G88	H	4	0,8																								☺	😐					
	SDMT120408-D51	M	4	0,8			☺	😐	😐		😐	☹					☹					😐	☹	☹		☹							☹	
	SDMT120408-D57	M	4	0,8			☺	😐	😐		😐	☹			😐		☹				😐	😐	☹	☹		☹					😐		☹	
	SDMT120408-F57	M	4	0,8			☺	😐	😐		😐	☹			😐	☹	☹		☺			😐	☹	☹		☹					😐	☹	☹	
	SDMT120412-F57	M	4	1,2				😐	😐		😐	☹					☹						☹	☹		☹							☹	
	SDMT120416-F57	M	4	1,6				😐	😐			☹					☹						☹	☹									☹	
	SDMT120420-F57	M	4	2				😐	😐			☹					☹						☹	☹									☹	
	SDMT120425-F57	M	4	2,5				😐	😐		😐	☹			😐	☹	☹						☹	☹		☹					😐	☹	☹	
	SDMW120408-A57	M	4	0,8			😐	☹	☹		☹											😐	☹	☹		☹								
	SDMW120425-A57	M	4	2,5				☹				☹					☹				☹		☹										☹	

Finishing inserts SDHX1204AZR-A88 only in combination with SDGT1204AZN-F57 .

HC = Coated carbide
DP = Polycrystalline diamond
HW = Uncoated carbide

D2

WALTER SELECT Stability of machine, workpiece and clamping arrangement → Very good = ☺ → Good = 😐 → Moderate = ☹

☺ 😐 ☹ / ★ = New addition to the product range

www.isotool.se
Tel. 044 - 24 55 70

Face milling cutters

M4003 inch

SD .. 1204AZN; SDHX1204AZR



– 4 cutting edges per indexable insert

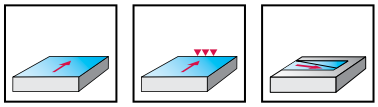

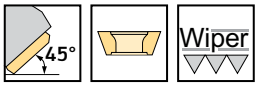

	P	M	K	N	S	H	O
M4003	●●	●●	●●	●●	●●	●	●

Tool

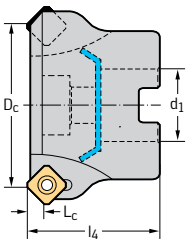

Shell mill mount DIN 138 transverse keyway

Designation	D_c inch	d_1 inch	l_4 inch	L_c inch	Z	lbs	No. of inserts	Type
M4003.051-B19-04-6.5	2,000	0,750	1,575	0,256	4	1,065	4	SD .. 1204AZN SDHX1204AZR
M4003.064-B26-05-6.5	2,500	1,000	1,969	0,256	5	1,885	5	
M4003.076-B26-06-6.5	3,000	1,000	1,969	0,256	6	2,712	6	
M4003.102-B38-07-6.5	4,000	1,500	2,48	0,256	7	6,894	7	
M4003.127-B38-08-6.5	5,000	1,500	2,48	0,256	8	8,263	8	
M4003.152-B38-09-6.5	6,000	1,500	2,48	0,256	9	11,433	9	

Bodies and assembly parts are included in the scope of delivery

D 2

WALTER SELECT Stability of machine, workpiece and clamping arrangement → Very good = ☺ → Good = 😐 → Moderate = ☹

Assembly parts

	D_c [inch]	2	2,5–3	4–6
	Clamping screw for indexable insert Tightening torque	FS1453 (T15IP) 2,581 lbs	FS1453 (T15IP) 2,581 lbs	FS1453 (T15IP) 2,581 lbs
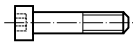	Clamping screw for arbour-mounted tools	FS1523	FS1519	FS1583

Accessories

	D_c [inch]	2–6
	Torque screwdriver, analogue	FS2004
	Torque screwdriver, digital	FS2248
	Interchangeable blade	FS2014 (T15IP)
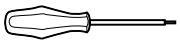	Screwdriver	FS1485 (T15IP)

Indexable inserts

	Designation	Tolerance class	Number of cutting edges	r inch	b inch	P HC WHH15X	P HC WKP25S	P HC WKP35G	P HC WKP35S	P HC WPM15G	P HC WPP35G	P HC WSP45G	P HC WXM15	M HC WPM15G	M HC WSM35G	M HC WSM45X	M HC WSP45G	M HC WXM15	K HC WAK15	K HC WHH15X	K HC WKK25G	K HC WKP25S	K HC WKP35G	K HC WKP35S	K HC WPM15G	K HC WPP35G	K HC WXM15	N DP WDN20	N HC WXN15	N HW WK10	S HC WSM35G	S HC WSM45X	S HC WSP45G	H HC WHH15X
	SDGT1204AZN-F57	G	4	0,012	0,071		☺	😐	😐			☹			😐		☹		☺			😐	☹	☹							😐		☹	
	SDGT1204AZN-G77	G	4	0,012	0,055							😐					😐																	
	SDHT1204AZN-G88	H	4	0,012	0,055																								😐	😐				
	SDMT1204AZN-D57	M	4	0,012	0,055		☺	😐	😐		😐	☹			😐		☹		☺		😐	😐	☹	☹		☹					😐		☹	
	SDMT1204AZN-F57	M	4	0,012	0,071		☺	😐	😐		😐	☹				☹	☹					😐	☹	☹		☹						☹	☹	
	SDMW1204AZN-A57	M	4	0,012	0,055		😐	☹	☹													😐	☹	☹										
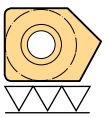	SDHX1204AZR-A88	H	1	0,020	0,297	☺				☺			☺	☺				☺	☺	☺					☺		☺								☺
	SDGW120408-A88	G	1	0,031																							😐							
	SDHT120408-G88	H	4	0,031																								😐	😐					
	SDMT120408-D51	M	4	0,031			☺	😐	😐		😐	☹					☹					😐	☹	☹		☹							☹	
	SDMT120408-D57	M	4	0,031			☺	😐	😐		😐	☹			😐		☹				😐	😐	☹	☹		☹					😐		☹	
	SDMT120408-F57	M	4	0,031			☺	😐	😐		😐	☹			😐	☹	☹		☺			😐	☹	☹		☹					😐	☹	☹	
	SDMT120412-F57	M	4	0,047				😐	😐		😐	☹					☹						☹	☹		☹							☹	
	SDMT120416-F57	M	4	0,063				😐	😐			☹					☹						☹	☹									☹	
	SDMT120420-F57	M	4	0,079				😐	😐			☹					☹						☹	☹									☹	
	SDMT120425-F57	M	4	0,098				😐	😐		😐	☹			😐	☹	☹						☹	☹		☹					😐	☹	☹	
	SDMW120408-A57	M	4	0,031			😐	☹	☹		☹											😐	☹	☹		☹								
	SDMW120425-A57	M	4	0,098				☹				☹					☹				😐		☹										☹	

Finishing inserts SDHX1204AZR-A88 only in combination with SDGT1204AZN-F57 .

HC = Coated carbide
DP = Polycrystalline diamond
HW = Uncoated carbide

D2

WALTER SELECT Stability of machine, workpiece and clamping arrangement → Very good = ☺ → Good = 😐 → Moderate = ☹

☺ 😐 ☹ / ★ = New addition to the product range

www.isotool.se
Tel. 044 - 24 55 70

Heptagon face milling cutters

M3024 mm

XN . U0705 ..; XNGX0705ANN

Walter BLAXX



– 14 cutting edges per indexable insert

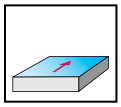

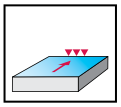







	P	M	K	N	S	H	O
M3024	●●	●●	●●		●●		

Tool

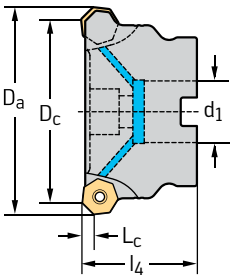

Shell mill mount DIN 138 transverse keyway

Designation	D_c mm	D_a mm	d_1 mm	l_4 mm	L_c mm	Z	kg	No. of inserts	Type
M3024-040-B16-03-04	40	49,8	16	40	4	3	0,32	3	XN . U0705 .. XNGX0705ANN
M3024-050-B22-04-04	50	59,8	22	40	4	4	0,32	4	
M3024-050-B22-05-04	50	59,8	22	40	4	5	0,31	5	
M3024-063-B22-05-04	63	72,8	22	40	4	5	0,82	5	
M3024-063-B22-06-04	63	72,8	22	40	4	6	0,6	6	
M3024-080-B27-06-04	80	89,8	27	50	4	6	1,2	6	
M3024-080-B27-07-04	80	89,8	27	50	4	7	1,44	7	
M3024-100-B32-07-04	100	109,8	32	50	4	7	2,71	7	
M3024-100-B32-08-04	100	109,8	32	50	4	8	1,87	8	
M3024-125-B40-08-04	125	134,8	40	63	4	8	3,4	8	
M3024-125-B40-10-04	125	134,8	40	63	4	10	4,28	10	

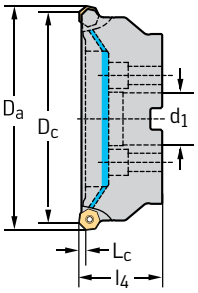

Shell mill mount DIN 138 transverse keyway

M3024-160-B40-09-04	160	169,8	40	63	4	9	6,61	9	XN . U0705 .. XNGX0705ANN
M3024-160-B40-12-04	160	169,8	40	63	4	12	5,65	12	

Bodies and assembly parts are included in the scope of delivery

D2

WALTER SELECT Stability of machine, workpiece and clamping arrangement → Very good = ☺ → Good = 😐 → Moderate = ☹

www.isotool.se
Tel. 044 - 24 55 70

Assembly parts

	D_c [mm]	40–160
	Shim for indexable insert	AP800-XN0705 H81
	Clamping screw for shim	FS2068 (SW 3,5)
	Clamping screw for indexable insert Tightening torque	FS2279 (T15IP) 3 Nm

Accessories

	D_c [mm]	40–125	160
	Torque screwdriver, analogue	FS2003	
	Torque screwdriver, digital	FS2248	
	Interchangeable blade	FS2014 (T15IP)	
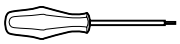	Screwdriver	FS1485 (T15IP)	
	Key for shim screw	ISO2936-3,5 (SW 3,5)	
	(incl. gasket + screws) Sealing disc set		FS936 SET KOMPLETT
	Gasket		O-R 96X4

Indexable inserts

	Designation	Tolerance class	Number of cutting edges	r mm	b mm	P HC WHH15X	P HC WKP25S	P HC WKP35G	P HC WKP35S	P HC WPM15G	P HC WPP35G	P HC WSP45G	P HC WXM15	M HC WPM15G	M HC WSM35G	M HC WSM45X	M HC WSP45G	M HC WXM15	K HC WAK15	K HC WHH15X	K HC WKK25G	K HC WKP25S	K HC WKP35G	K HC WKP35S	K HC WPM15G	K HC WPP35G	K HC WXM15	S HC WSM35G	S HC WSM45X	S HC WSP45G	H HC WHH15X
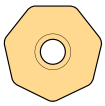	XNGU0705ANN-F57	G	14	0,8	1,1		☺	😐	😐			😟			😐		😟					😐	😟	😟				😐		😟	
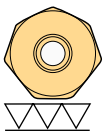	XNGX0705ANN-F67	G	2	0,8	5,7	☺				☺			☺	☺				☺	☺	☺					☺		☺				☺
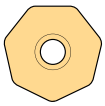	XNMU070508-F57	M	14	0,8			☺	😐	😐		😐	😟			😐		😟					😐	😟	😟		😟		😐		😟	
	XNMU0705ANN-F27	M	14	0,8	1,1		☺	😐	😐		😐										😐	😐	😟	😟		😟					
	XNMU0705ANN-F57	M	14	0,8	1,1		☺	😐	😐		😐	😟			😐		😟					😐	😟	😟		😟		😐		😟	
	XNMU0705ANN-F67	M	14	0,8	1,1		☺	😐							😐	😟						😐	😟					😐	😟		

XNGX0705ANN-F67 wiper insert only in combination with XNGU0705ANN . .

HC = Coated carbide

D2

WALTER SELECT Stability of machine, workpiece and clamping arrangement → Very good = ☺ → Good = 😐 → Moderate = 😟

☺ 😐 😟 / ★ = New addition to the product range

www.isotool.se
Tel. 044 - 24 55 70

Heptagon face milling cutters

M3024 inch

XN . U0705 ..; XNGX0705ANN

Walter BLAXX



– 14 cutting edges per indexable insert

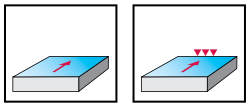

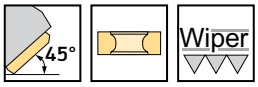

	P	M	K	N	S	H	O
M3024	●●	●●	●●		●●		

Tool

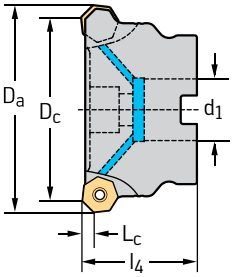

Shell mill mount DIN 138 transverse keyway

Designation	D_c inch	D_a inch	d_1 inch	l_4 inch	L_c inch	Z	lbs	No. of inserts	Type
M3024.051-B19-04-04	2,000	2,386	0,750	1,575	0,157	4	1,102	4	XN . U0705 .. XNGX0705ANN
M3024.064-B26-06-04	2,500	2,886	1,000	1,575	0,157	6	1,812	6	
M3024.076-B26-07-04	3,000	3,386	1,000	1,969	0,157	7	3,02	7	
M3024.102-B31-08-04	4,000	4,386	1,250	1,969	0,157	8	6,468	8	
M3024.127-B38-10-04	5,000	5,386	1,500	2,48	0,157	10	9,85	10	
M3024.152-B38-12-04	6,000	6,386	1,500	2,48	0,157	12	15,668	12	

Bodies and assembly parts are included in the scope of delivery

D2

WALTER SELECT Stability of machine, workpiece and clamping arrangement → Very good = ☺ → Good = 😐 → Moderate = ☹

www.isotool.se
Tel. 044 - 24 55 70

Assembly parts

	D_c [inch]	2	2,5–3	4	5–6
	Shim for indexable insert	AP800-XN0705 H81	AP800-XN0705 H81	AP800-XN0705 H81	AP800-XN0705 H81
	Clamping screw for shim	FS2068 (SW 3,5)	FS2068 (SW 3,5)	FS2068 (SW 3,5)	FS2068 (SW 3,5)
	Clamping screw for indexable insert Tightening torque	FS2279 (T15IP) 2,213 lbs	FS2279 (T15IP) 2,213 lbs	FS2279 (T15IP) 2,213 lbs	FS2279 (T15IP) 2,213 lbs
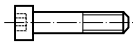	Clamping screw for arbour-mounted tools	FS1523	FS1519	FS1339	FS1583

Accessories

	D_c [inch]	2–6
	Torque screwdriver, analogue	FS2004
	Torque screwdriver, digital	FS2248
	Interchangeable blade	FS2014 (T15IP)
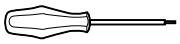	Screwdriver	FS1485 (T15IP)
	Key for shim screw	ISO2936-3,5 (SW 3,5)

Indexable inserts

	Designation	Tolerance class	Number of cutting edges	r inch	b inch	P HC WHH15X	P HC WKP25S	P HC WKP35G	P HC WKP35S	P HC WPM15G	P HC WPP35G	P HC WSP45G	P HC WXM15	M HC WPM15G	M HC WSM35G	M HC WSM45X	M HC WSP45G	M HC WXM15	K HC WAK15	K HC WHH15X	K HC WKK25G	K HC WKP25S	K HC WKP35G	K HC WKP35S	K HC WPM15G	K HC WPP35G	K HC WXM15	S HC WSM35G	S HC WSM45X	S HC WSP45G	H HC WHH15X
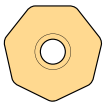	XNGU0705ANN-F57	G	14	0,031	0,043		☺	😐	😐			☹			☺		☹					😐	☹	☹				😐		☹	
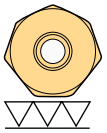	XNGX0705ANN-F67	G	2	0,031	0,224	☺				☺			☺	☺				☺	☺	☺					☺		☺				☺
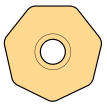	XNMU070508-F57	M	14	0,031			☺	😐	😐		😐	☹			☺		☹					😐	☹	☹		☹		😐		☹	
	XNMU0705ANN-F27	M	14	0,031	0,043		☺	😐	😐		😐										😐	😐	☹	☹		☹					
	XNMU0705ANN-F57	M	14	0,031	0,043		☺	😐	😐		😐	☹			☺		☹					😐	☹	☹		☹		😐		☹	
	XNMU0705ANN-F67	M	14	0,031	0,043		☺	😐							☺	☹						😐	☹					😐	☹		

XNGX0705ANN-F67 wiper insert only in combination with XNGU0705ANN . .

HC = Coated carbide

D2

WALTER SELECT Stability of machine, workpiece and clamping arrangement → Very good = ☺ → Good = 😐 → Moderate = ☹

☺ 😐 ☹ / ★ = New addition to the product range

www.isotool.se
Tel. 044 - 24 55 70

Heptagon face milling cutters

M3024 mm

Walter BLAXX



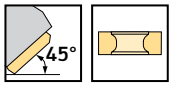

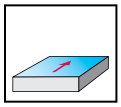

	P	M	K	N	S	H	O
M3024	●●	●●	●●		●●		

Tool

Designation	D_c mm	D_a mm	d_1 mm	l_4 mm	L_c mm	Z	kg	No. of inserts	Type
M3024-063-B22-05-06	63	75,86	22	40	6	5	0,61	5	XN . U0906 .. XNGX0906ANN
M3024-080-B27-06-06	80	92,86	27	50	6	6	1,42	6	
M3024-100-B32-07-06	100	112,86	32	50	6	7	1,88	7	
M3024-125-B40-08-06	125	137,86	40	63	6	8	3,39	8	

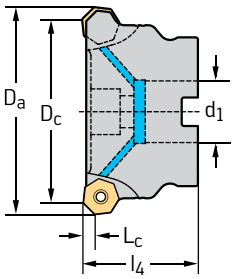

Shell mill mount DIN 138 transverse keyway

Designation	D_c mm	D_a mm	d_1 mm	l_4 mm	L_c mm	Z	kg	No. of inserts	Type
M3024-160-B40-09-06	160	172,86	40	63	6	9	6,49	9	XN . U0906 .. XNGX0906ANN

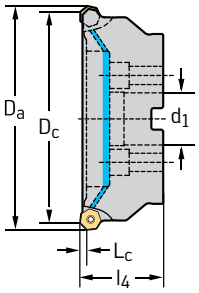

Shell mill mount DIN 138 transverse keyway

Bodies and assembly parts are included in the scope of delivery

D2

WALTER SELECT Stability of machine, workpiece and clamping arrangement → Very good = ☺ → Good = 😐 → Moderate = ☹

New addition to the product range = ☺ 😐 ☹ / ★

www.isotool.se
Tel. 044 - 24 55 70

Assembly parts

	D_c [mm]	63–160
	Shim for indexable insert	AP800-XN0906 H81
	Clamping screw for shim	FS2091 (SW 5)
	Clamping screw for indexable insert Tightening torque	FS2112 (T20IP) 5 Nm

Accessories

	D_c [mm]	63–125	160
	Torque screwdriver, analogue	FS2003	
	Torque screwdriver, digital	FS2248	
	Interchangeable blade	FS2015 (T20IP)	
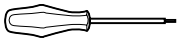	Screwdriver	FS1486 (T20IP)	
	Key for shim screw	ISO2936-5 (SW 5)	
	(incl. gasket + screws) Sealing disc set		FS936 SET KOMPLETT
	Gasket		O-R 96X4

Indexable inserts

	Designation	Tolerance class	Number of cutting edges	r mm	P HC WKP25S	P HC WKP35G	P HC WKP35S	P HC WPP35G	P HC WSP45G	M HC WSM35G	M HC WSM45X	M HC WSP45G	K HC WKK25G	K HC WKP25S	K HC WKP35G	K HC WKP35S	K HC WPP35G	S HC WSM35G	S HC WSM45X	S HC WSP45G
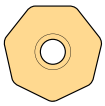	XNMU090612-F57	M	14	1,2	☺	😐			☹			☹		😐	☹					☹
	XNMU0906ANN-F27	M	14	0,8		😐	😐	😐					😐		☹	☹	☹			
	XNMU0906ANN-F57	M	14	0,8	☺	😐			☹	😐		☹		😐	☹			😐		☹
	XNMU0906ANN-F67	M	14	0,8		😐					☹				☹				☹	

HC = beschichtetes Hartmetall

D2

WALTER SELECT Stability of machine, workpiece and clamping arrangement → Very good = ☺ → Good = 😐 → Moderate = ☹

☺ 😐 ☹ / ★ = New addition to the product range

www.isotool.se
Tel. 044 - 24 55 70

Heptagon face milling cutters

M3024 inch

XN . U0906 ..; XNGX0906ANN

Walter BLAXX



– 14 cutting edges per indexable insert

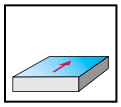

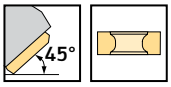

	P	M	K	N	S	H	O
M3024	●●	●●	●●		●●		

Tool

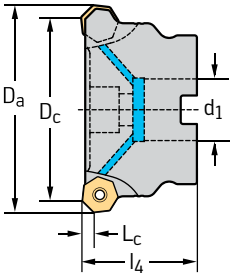

Shell mill mount DIN 138 transverse keyway

Designation	D_c inch	D_a inch	d_1 inch	l_4 inch	L_c inch	Z	lbs	No. of inserts	Type
M3024.064-B26-05-06	2,500	3,006	1,000	1,575	0,236	5	1,797	5	XN . U0906 .. XNGX0906ANN
M3024.076-B26-06-06	3,000	3,506	1,000	1,969	0,236	6	2,879	6	
M3024.102-B31-07-06	4,000	4,506	1,250	1,969	0,236	7	6,182	7	
M3024.127-B38-08-06	5,000	5,506	1,500	2,48	0,236	8	9,844	8	
M3024.152-B38-09-06	6,000	6,506	1,500	2,48	0,236	9	15,684	9	

Bodies and assembly parts are included in the scope of delivery

D2

WALTER SELECT Stability of machine, workpiece and clamping arrangement → Very good = ☺ → Good = 😐 → Moderate = ☹

www.isotool.se
Tel. 044 - 24 55 70

Assembly parts

	D_c [inch]	2,5	3	4	5–6
	Shim for indexable insert	AP800-XN0906 H81	AP800-XN0906 H81	AP800-XN0906 H81	AP800-XN0906 H81
	Clamping screw for shim	FS2091 (SW 5)	FS2091 (SW 5)	FS2091 (SW 5)	FS2091 (SW 5)
	Clamping screw for indexable insert Tightening torque	FS2112 (T20IP) 3,688 lbs	FS2112 (T20IP) 3,688 lbs	FS2112 (T20IP) 3,688 lbs	FS2112 (T20IP) 3,688 lbs
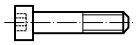	Clamping screw for arbour-mounted tools	FS1586	FS1519	FS1339	FS1583

Accessories

	D_c [inch]	2,5–6
	Torque screwdriver, analogue	FS2004
	Torque screwdriver, digital	FS2248
	Interchangeable blade	FS2015 (T20IP)
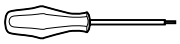	Screwdriver	FS1486 (T20IP)
	Key for shim screw	ISO2936-5 (SW 5)

Indexable inserts

	Designation	Tolerance class	Number of cutting edges	r inch	P HC WKP25S	P HC WKP35G	P HC WKP35S	P HC WPP35G	P HC WSP45G	M HC WSM35G	M HC WSM45X	M HC WSP45G	K HC WKK25G	K HC WKP25S	K HC WKP35G	K HC WKP35S	K HC WPP35G	S HC WSM35G	S HC WSM45X	S HC WSP45G
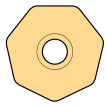	XNMU090612-F57	M	14	0,047	☺	😐			☹			☹		😐	☹					☹
	XNMU0906ANN-F27	M	14	0,031		😐	😐	😐					😐		☹	☹	☹			
	XNMU0906ANN-F57	M	14	0,031	☺	😐			☹	😐		☹		😐	☹			😐		☹
	XNMU0906ANN-F67	M	14	0,031		😐					☹				☹				☹	

HC = beschichtetes Hartmetall

D2

WALTER SELECT Stability of machine, workpiece and clamping arrangement → Very good = ☺ → Good = 😐 → Moderate = ☹

☺ 😐 ☹ / ★ = New addition to the product range

www.isotool.se
Tel. 044 - 24 55 70

Heavy Duty Face Mill

M3016 mm

LNMX201012R

Walter BLAXX



– Tangential arrangement of indexable inserts
– 4 cutting edges per indexable insert

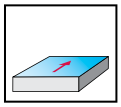

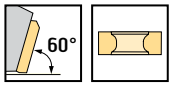

	P	M	K	N	S	H	O
M3016	●●	●	●●		●		

Tool

Designation	D_c mm	D_a mm	d_1 mm	l_4 mm	L_c mm	Z	kg	No. of inserts	Type
M3016-125-B40-06-16	125	143,6	40	63	16	6	5,15	6	LNMX201012R
M3016-160-B40-07-16	160	178,6	40	63	16	7	6,38	7	LNMX201012R
M3016-200-B60-09-16	200	218,6	60	63	16	9	11,35	9	
M3016-250-B60-11-16	250	268,6	60	63	16	11	16	11	
M3016-315-B60-13-16	315	333,6	60	80	16	13	32	13	LNMX201012R

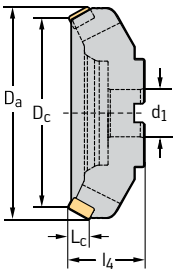

Shell mill mount DIN 138 transverse keyway

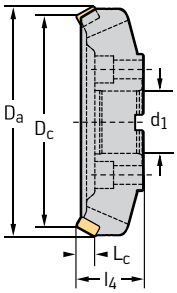

Shell mill mount DIN 138 transverse keyway

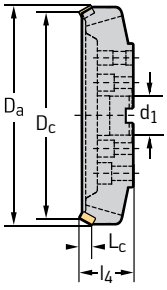

Shell mill mount DIN 138 transverse keyway

Bodies and assembly parts are included in the scope of delivery

D2

WALTER SELECT Stability of machine, workpiece and clamping arrangement → Very good = ☺ → Good = 😐 → Moderate = ☹

New addition to the product range = ☺ 😐 ☹ / ★

www.isotool.se
Tel. 044 - 24 55 70

Assembly parts

	D_c [mm]	125–315
	Clamping screw for indexable insert Tightening torque	FS2090 (T20IP) 6,4 Nm
	Clamping screw for stop piece Tightening torque	FS2081 (T15IP) 4 Nm
	Stop piece	FR753

Accessories

	D_c [mm]	125–315
	Torque screwdriver, analogue	FS2003
	Torque screwdriver, digital	FS2248
	Interchangeable blade for stop piece	FS2014 (T15IP)
	Torque T-handle	FS2041
	Interchangeable blade for insert screw	FS2048 (T20IP)
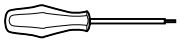	Screwdriver for indexable insert	FS1486 (T20IP)
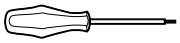	Screwdriver for stop piece	FS1485 (T15IP)

Indexable inserts

	Designation	Tolerance class	Number of cutting edges	r mm	P HC WKP25S	P HC WKP35G	P HC WKP35S	P HC WPP35G	P HC WSP45G	M HC WSP45G	K HC WKP25S	K HC WKP35G	K HC WKP35S	K HC WPP35G	S HC WSP45G
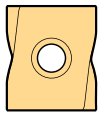	LNMX201012R-F27T	M	4	1,2		☹	☹					☹	☹		
	LNMX201012R-F57T	M	4	1,2	☺	😐	😐	😐	☹	☹	😐	☹	☹	☹	☹

HC = beschichtetes Hartmetall

D2

WALTER SELECT Stability of machine, workpiece and clamping arrangement → Very good = ☺ → Good = 😐 → Moderate = ☹

☺ 😐 ☹ / ★ = New addition to the product range

www.isotool.se
Tel. 044 - 24 55 70

Heavy Duty Face Mill

F2260 mm



– Tangential arrangement of indexable inserts
– 4 cutting edges per indexable insert

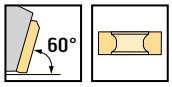

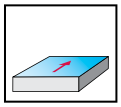

	P	M	K	N	S	H	O
F2260	●		●●				

Tool

Designation	D_c mm	D_a mm	d_1 mm	l_4 mm	L_c mm	Z	kg	No. of inserts	Type
F2260.B.100.Z06.11	100	113	32	50	11	6	2,17	6	LNMU150812
F2260.B.125.Z08.11	125	138	40	63	11	8	3,54	8	

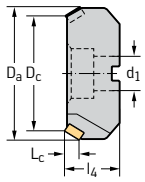

Shell mill mount DIN 138 transverse keyway

Designation	D_c mm	D_a mm	d_1 mm	l_4 mm	L_c mm	Z	kg	No. of inserts	Type
F2260.B.160.Z10.11	160	173	40	63	11	10	5,43	10	LNMU150812
F2260.B.200.Z12.11	200	213	60	63	11	12	10,82	12	
F2260.B.250.Z14.11	250	263	60	63	11	14	15,6	14	

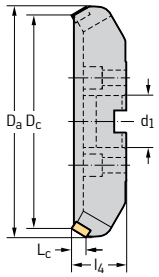

Shell mill mount DIN 138 transverse keyway

Bodies and assembly parts are included in the scope of delivery

D2

WALTER SELECT Stability of machine, workpiece and clamping arrangement → Very good = ☺ → Good = 😐 → Moderate = ☹

www.isotool.se
Tel. 044 - 24 55 70

Assembly parts

	D_c [mm]	100–250
	Clamping screw for indexable insert Tightening torque	FS1009 (T20) 5 Nm

Accessories

	D_c [mm]	100–250
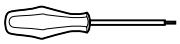	Screwdriver for indexable insert	FS228 (T20)
	Torque T-handle	FS2041
	Interchangeable blade	FS2044 (T20)

Indexable inserts

	Designation	Tolerance class	Number of cutting edges	r mm	P HC WKP25S	P HC WKP35G	P HC WKP35S	P HC WPP35G	P HC WSP45G	M HC WSP45G	K HC WAK15	K HC WKP25S	K HC WKP35G	K HC WKP35S	K HC WPP35G	S HC WSP45G
	LNMU150812-F57T	M	4	1,2	☺	😐	😐	😟	☹	☹	☺	😐	☹	☹	☹	☹
	LNMU150812T-F27T	M	4	1,2	😐	☹	☹	☹				😐	☹	☹	☹	

HC = beschichtetes Hartmetall

D2

WALTER SELECT Stability of machine, workpiece and clamping arrangement → Very good = ☺ → Good = 😐 → Moderate = ☹

Heptagon face milling cutters

F4045 mm

XNHF0705 ..; XNHX0705ANN

Xtra·tec®



– 14 cutting edges per indexable insert

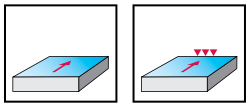

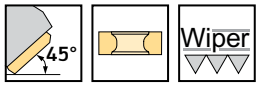

	P	M	K	N	S	H	O
F4045			●●			●	

Tool

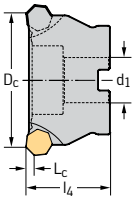

Shell mill mount DIN 138 transverse keyway

Designation	D_c mm	d_1 mm	l_4 mm	L_c mm	Z	kg	No. of inserts	Type
F4045.B27.063.Z09.04	63	27	50	4	9	0,94	9	XNHF0705 .. XNHX0705ANN
F4045.B27.080.Z11.04	80	27	50	4	11	1,48	11	
F4045.B32.100.Z14.04	100	32	50	4	14	2,69	14	
F4045.B40.125.Z18.04	125	40	63	4	18	4,02	18	

Bodies and assembly parts are included in the scope of delivery

D2

WALTER SELECT Stability of machine, workpiece and clamping arrangement → Very good = ☺ → Good = 😐 → Moderate = ☹

New addition to the product range = ☺ 😐 ☹ / ★

www.isotool.se
Tel. 044 - 24 55 70

Assembly parts

	D_c [mm]	63–100	125
	Clamping wedge	FK374	FK374
	Clamping screw for clamping wedge Tightening torque	FS2134 (T15IP) 6 Nm	FS2134 (T15IP) 6 Nm

Accessories

	D_c [mm]	63–125	100
	Torque T-handle	FS2041	
	Interchangeable blade for clamping wedge	FS2047 (T15IP)	
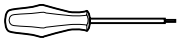	Screwdriver	FS1485 (T15IP)	

Indexable inserts

	Designation	Tolerance class	Number of cutting edges	r mm	b mm	P HC WKP25S	P HC WKP35G	P HC WKP35S	K HC WAK15	K HC WHH15X	K HC WKK25G	K HC WKP25S	K HC WKP35G	K HC WKP35S	H HC WHH15X
	XNHF070508-D27	H	14	0,8							☺				
	XNHF070508-D57	H	14	0,8				☺			☺			☹	
	XNHF070508-D67	H	14	0,8					☺			☺			
	XNMF070508-D27	M	14	0,8		☺					☺	☺			
	XNMF070508-F57	M	14	0,8							☺				
	XNHF0705ANN-D27	H	14	0,8	1,1	☺					☺	☺			
	XNHF0705ANN-D57	H	14	0,8	1,1	☺	☺				☺	☺	☹		
	XNHF0705ANN-D67	H	14	0,8	1,1				☺						
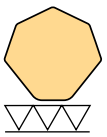	XNHX0705ANN-D67	H	2	0,8	5,8				☺	☺					☺

XNHX0705ANN-D67 wiper insert only in combination with XNHF070508 . .

HC = Coated carbide

D2

WALTER SELECT Stability of machine, workpiece and clamping arrangement → Very good = ☺ → Good = 😐 → Moderate = ☹

☺ 😐 ☹ / ★ = New addition to the product range

www.isotool.se
Tel. 044 - 24 55 70

Heptagon face milling cutters

F4045 mm

XNHF0906 ..; XNHX0906ANN

Xtra·tec®



– 14 cutting edges per indexable insert

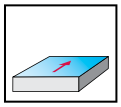

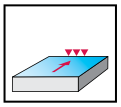







	P	M	K	N	S	H	O
F4045			●●			●	

Tool	Designation	D_c mm	d_1 mm	l_4 mm	L_c mm	Z	kg	No. of inserts	Type
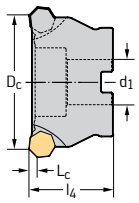 Shell mill mount DIN 138 transverse keyway	F4045.B32.100.Z12.06	100	32	50	6	12	2,77	12	XNHF0906 .. XNHX0906ANN
	F4045.B40.125.Z16.06	125	40	63	6	16	3,99	16	
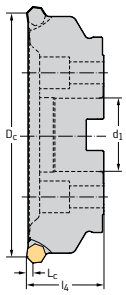 Shell mill mount DIN 138 transverse keyway	F4045.B40.160.Z20.06	160	40	63	6	20	6,37	20	XNHF0906 .. XNHX0906ANN

D2

WALTER SELECT Stability of machine, workpiece and clamping arrangement → Very good = ☺ → Good = 😐 → Moderate = ☹

New addition to the product range = ☺ 😐 ☹ / ★

www.isotool.se
Tel. 044 - 24 55 70

Assembly parts

	D_c [mm]	100	125–160
	Clamping wedge		FK375
	Clamping screw for clamping wedge		FS2157 (T25IP) 6 Nm

Accessories

	D_c [mm]	100	125–160
	Torque T-handle		FS2041
	Interchangeable blade for clamping wedge		FS2049 (T25IP)
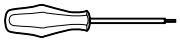	Screwdriver		FS1487 (T25IP)

Indexable inserts

	Designation	Tolerance class	Number of cutting edges	r mm	b mm	P HC WKP25S	P HC WKP35G	P HC WKP35S	P HC WPP35G	K HC WHH15X	K HC WKK25G	K HC WKP25S	K HC WKP35G	K HC WKP35S	K HC WPP35G	H HC WHH15X
	XNHF090612-D27	H	14	1,2		☺	☺				😐	😐	☹			
	XNHF090612-D57	H	14	1,2		☺		😐			😐	😐		☹		
	XNMF090612-D27	M	14	1,2		☺	😐				😐	😐	☹			
	XNMF090612-D57	M	14	1,2			😐				😐		☹			
	XNMF090612-F57	M	14	1,2		☺					😐	😐				
	XNHF0906ANN-D27	H	14	0,8	1,4	☺			😐		😐	😐			☹	
	XNHF0906ANN-D57	H	14	0,8	1,4	☺	☺	☺			😐	😐	☹	☹		
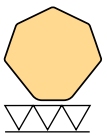	XNHX0906ANN-D67	H	2	0,6	7,5					😐						😐

XNHX0906ANN-D67 wiper insert only in combination with XNHF090612...

HC = Coated carbide

D2

WALTER SELECT Stability of machine, workpiece and clamping arrangement → Very good = ☺ → Good = 😐 → Moderate = ☹

☺ 😐 ☹ / ★ = New addition to the product range

www.isotool.se
Tel. 044 - 24 55 70

Octagonal Finishing Face Mill

M2025 / M2026 mm

ONHF050408



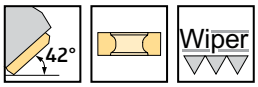

– 16 cutting edges per indexable insert

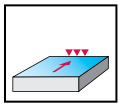

	P	M	K	N	S	H	O
M2025			●●			●	
M2026			●●			●	

Tool	Designation	D_c mm	D_a mm	d_1 mm	l_4 mm	L_c mm	Z*	kg	No. of inserts	Type
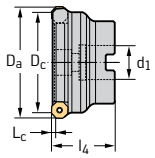 Shell mill mount DIN 138 transverse keyway	M2025-080-B27-12-03	80	88	27	50	3	12	1,46	9	ONHF050408
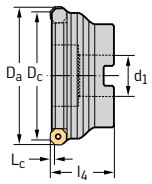 Shell mill mount DIN 138 transverse keyway	M2025-100-B32-15-03	100	108	32	50	3	15	1,97	12	ONHF050408
	M2025-125-B40-18-03	125	133	40	63	3	18	4,16	15	
	M2025-160-B40-21-03	160	168	40	63	3	21	5,1	18	
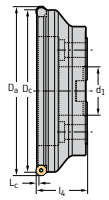 Shell mill mount DIN 138 transverse keyway	M2026-200-B60-27-03	200	208	60	63	3	27	9,29	24	ONHF050408
	M2026-250-B60-33-03	250	258	60	63	3	33	15,22	30	

*Example: Z = 9 + 3 (9 roughing inserts + 3 wiper cutting edges) | Bodies and assembly parts are included in the scope of delivery

D2

WALTER SELECT Stability of machine, workpiece and clamping arrangement → Very good = ☺ → Good = 😐 → Moderate = ☹

www.isotool.se
Tel. 044 - 24 55 70

Assembly parts

	Type	ONHF050408
	Clamping wedge	FK379
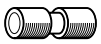	Clamping screw for clamping wedge Tightening torque	K24-111 (T15IP) 6,5 Nm
	Clamping screw for indexable insert Tightening torque	FS1458 (T15IP) 2,5 Nm

Accessories

	Type	ONHF050408
	Torque screwdriver, analogue	FS2003
	Torque screwdriver, digital	FS2248
	Interchangeable blade for insert screw	FS2014 (T15IP)
	Torque T-handle	FS2041
	Interchangeable blade for clamping wedge	FS2047 (T15IP)
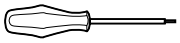	Screwdriver for clamping screw	FS1486 (T20IP)
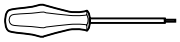	Screwdriver for clamping wedge	FS1485 (T15IP)

Indexable inserts

	Designation	Tolerance class	Number of cutting edges	r mm	b mm	P HC WHH15X	P HC WKP25S	K WAK15	K HC WHH15X	K WKP25S	H HC WHH15X
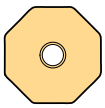	ONHF050408-F67	H	16	0,8		☺	☺	☺	☺	😐	☺
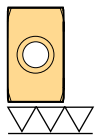	P45424-1-G67	G	4		8	☺		☺	☺		☺
	P45424-2-G67	G	4		15	☺		☺	☺		☺

HC = beschichtetes Hartmetall

D2

WALTER SELECT Stability of machine, workpiece and clamping arrangement → Very good = ☺ → Good = 😐 → Moderate = ☹

☺ 😐 ☹ / ★ = New addition to the product range

www.isotool.se
Tel. 044 - 24 55 70

Face milling cutters for light metals

F2250 mm

SPH . 1204 . DR



– Adjustable runout
– 1 cutting edge per indexable insert

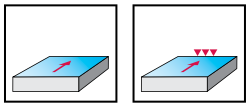

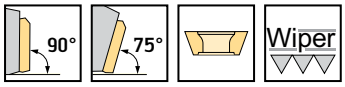

	P	M	K	N	S	H	O
F2250				●●			

Tool

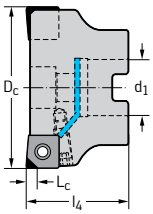

Shell mill mount DIN 138 transverse keyway

Designation	D_c mm	d_1 mm	l_4 mm	L_c mm	Z	kg	No. of inserts	Type
F2250.B22.063.Z05.03	63	22	40	3	5	0,43	5	SPH . 1204 . DR
F2250.B27.080.Z06.03	80	27	50	3	6	0,78	6	
F2250.B32.100.Z07.03	100	32	50	3	7	1,2	7	

Pre-balanced tools | D_c 80–100 mm, basic body made of steel; D_c 125–200 mm, basic body made of aluminium | *Approach angle κ = 75° (EDR) / κ = 90° (PDR) |
Bodies and assembly parts are included in the scope of delivery

D2

WALTER SELECT Stability of machine, workpiece and clamping arrangement → Very good = ☺ → Good = 😐 → Moderate = ☹

New addition to the product range = ☺ 😐 ☹ / ★

www.isotool.se
Tel. 044 - 24 55 70

Assembly parts

	D_c [mm]	63–100
	Clamping screw for indexable insert Tightening torque	FS1030 (T20) 5 Nm
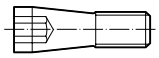	Countersunk screw Tightening torque	FS1148 (SW 2,5) 3,5 Nm
	Balancing screw Tightening torque	FS1145 (SW 2,5) 3,5 Nm

Accessories

	D_c [mm]	63–100
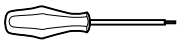	Screwdriver for indexable insert	FS228 (T20)
	ISO 2936 key: Tapered/balancing screw	ISO2936-2,5 (SW 2,5)

Indexable inserts

	Designation	Tolerance class	Number of cutting edges	b mm	N DP WCD10
	SPHW1204EDR-A88	H	1	1,5	☻
	SPHW1204PDR-A88	H	1	1,5	☻
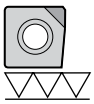	SPHX1204PDR-A88	H	1	3,5	☻

SPHX1204PDR-A88 wiper insert only in combination with SPHW1204PDR-A88 . .

DP = Polycrystalline diamond

D2

WALTER SELECT Stability of machine, workpiece and clamping arrangement → Very good = ☻ → Good = 😐 → Moderate = ☹

☻ 😐 ☹ / ★ = New addition to the product range

www.isotool.se
Tel. 044 - 24 55 70

Face milling cutters

F2010 mm

OD .. 0605 ..; ODHX0605ZZR



– Adjustable runout
– 8 cutting edges per indexable insert

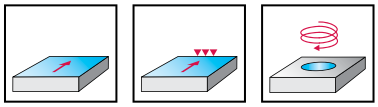

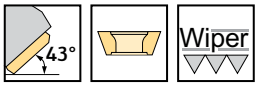

	P	M	K	N	S	H	O
F2010	●●	●●	●●	●●	●●	●	●

Tool	Designation	D_c mm	D_a mm	d_1 mm	l_4 mm	L_c mm	Z	kg	No. of inserts	Type
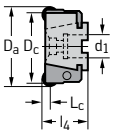 Shell mill mount DIN 138 transverse keyway	F2010.B.080.Z06.04.R592M	80	90	27	50	4	6	1,22	6	OD .. 0605 .. ODHX0605ZZR
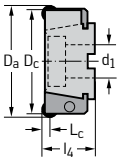 Shell mill mount DIN 138 transverse keyway	F2010.B.100.Z07.04.R592M	100	110	32	50	4	7	1,82	7	OD .. 0605 .. ODHX0605ZZR
	F2010.B.125.Z08.04.R592M	125	135	40	63	4	8	3,72	8	
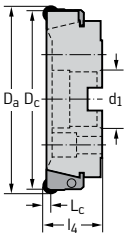 Shell mill mount DIN 138 transverse keyway	F2010.B.160.Z10.04.R592M	160	170	40	63	4	10	5,53	10	OD .. 0605 .. ODHX0605ZZR
	F2010.B.200.Z12.04.R592M	200	210	60	63	4	12	8,08	12	
	F2010.B.250.Z12.04.R592M	250	260	60	63	4	12	15,55	12	
	F2010.B.250.Z16.04.R592M	250	260	60	63	4	16	16,3	16	
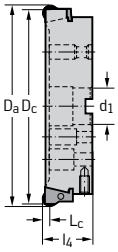 Shell mill mount DIN 138 transverse keyway	F2010.B.315.Z14.04.R592M	315	325	60	80	4	14	27,5	14	OD .. 0605 .. ODHX0605ZZR
	F2010.B.315.Z18.04.R592M	315	325	60	80	4	18	27,5	18	

Bodies and assembly parts are included in the scope of delivery

D2

WALTER SELECT Stability of machine, workpiece and clamping arrangement → Very good = ☺ → Good = 😐 → Moderate = ☹

New addition to the product range = ☺ 😐 ☹ / ★

www.isotool.se
Tel. 044 - 24 55 70

Assembly parts

	D_c [mm]	80–315
	Cartridge for tool body	FR592M
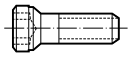	Clamping screw for cartridge Tightening torque	FS247 (SW 4) 8 Nm
	Clamping screw for indexable insert Tightening torque	FS1030 (T20) 5 Nm
	Adjusting pin	FS303 (T20)

Accessories

	D_c [mm]	80–315	100–200
	ODHX0605ZZN... Cartridge: Finishing insert	FR681M	
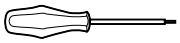	Screwdriver for adjusting pin	FS228 (T20)	
	ISO 2936 key for cartridge	ISO2936-4 (SW 4)	
	Interchangeable blade	FS2051 (SW 4)	
	Torque T-handle	FS2041	
	Interchangeable blade	FS2044 (T20)	

Indexable inserts

	Designation	Tolerance class	Number of cutting edges	r mm	b mm	P HC WHH15X	P WKP25S	P HC WKP35G	P HC WKP35S	P HC WPP35G	P WSP45G	M WSM35G	M HC WSM45X	M HC WSP45G	K CN WSN10	K WAK15	K HC WHH15X	K HC WKK25G	K HC WKP25S	K HC WKP35G	K HC WKP35S	K HC WPP35G	N HC WXN15	N HW WK10	S HC WSM35G	S HC WSM45X	S HC WSP45G	H HC WHH15X
	ODHT060512-F57	H	8	1,2				☺	☺	☺	☹			☹						☹	☹	☹					☹	
	ODHW060516-A57	H	8	1,6											☺													
	ODMT060512-D57	M	8	1,2				☺	☺	☺	☹	☺		☹				☺		☹	☹	☹			☺		☹	
	ODMW060508-A57	M	8	0,8			☺	☹	☹	☹						☺		☺	☺	☹	☹	☹						
	ODMW060508T-A27	M	8	0,8			☺	☹	☹	☹								☺	☺	☹	☹	☹						
	ODHT0605ZZN-F57	H	8	0,8	1,6		☺	☺	☺	☺	☹	☺		☹					☺	☹	☹	☹			☺		☹	
	ODHT0605ZZN-G77	H	8	0,8	1,6						☺			☹														
	ODHT0605ZZN-G88	H	8	0,8	1,6																		☺	☺				
	ODHW0605ZZN-A57	H	8	0,8	1,6		☺	☹	☹	☹						☺			☺	☹	☹	☹						
	ODMT0605ZZN-D57	M	8	0,8	1,6		☺	☺	☺	☺	☹	☺	☹	☹				☺	☺	☹	☹	☹			☺	☹	☹	
	ODMT0605ZZN-F57	M	8	0,8	1,6		☺	☺	☺		☹	☺		☹					☺	☹	☹				☺		☹	
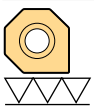	ODHX0605ZZR-A57	H	1	0,8	9,4	☺											☺											☺

ODHX0605ZZR-A57 wiper insert only in combination with ODH.0605ZZN . .

HC = Coated carbide
CN = Silicon nitride Si_3N_4
HW = Uncoated carbide

D2

WALTER SELECT Stability of machine, workpiece and clamping arrangement → Very good = ☺ → Good = 😐 → Moderate = ☹

☺ 😐 ☹ / ★ = New addition to the product range

www.isotool.se
Tel. 044 - 24 55 70

Face milling cutters

F2010 mm

SN . X1205 ..; XNGX1205ANN



– Adjustable runout
– 8 cutting edges per indexable insert

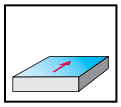

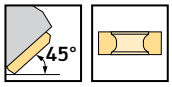

	P	M	K	N	S	H	O
F2010	●●	●●	●●	●●	●●	●	●

Tool	Designation	D_c mm	D_a mm	d_1 mm	l_4 mm	L_c mm	Z	kg	No. of inserts	Type
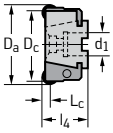 Shell mill mount DIN 138 transverse keyway	F2010.B.080.Z06.06.R720M	80	94	27	50	6,5	6	1,36	6	SN . X1205 .. XNGX1205ANN
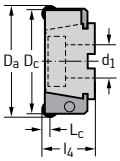 Shell mill mount DIN 138 transverse keyway	F2010.B.100.Z07.06.R720M	100	114	32	50	6,5	7	1,78	7	SN . X1205 .. XNGX1205ANN
	F2010.B.125.Z08.06.R720M	125	139	40	63	6,5	8	3,62	8	
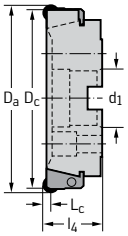 Shell mill mount DIN 138 transverse keyway	F2010.B.160.Z10.06.R720M	160	174	40	63	6,5	10	5,74	10	SN . X1205 .. XNGX1205ANN
	F2010.B.200.Z12.06.R720M	200	214	60	63	6,5	12	9,78	12	
	F2010.B.250.Z12.06.R720M	250	264	60	63	6,5	12	16,55	12	
	F2010.B.250.Z16.06.R720M	250	264	60	63	6,5	16	16,2	16	
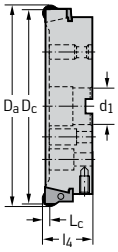 Shell mill mount DIN 138 transverse keyway	F2010.B.315.Z14.06.R720M	315	329	60	80	6,5	14	27,53	14	SN . X1205 .. XNGX1205ANN
	F2010.B.315.Z18.06.R720M	315	329	60	80	6,5	18	28	18	

Bodies and assembly parts are included in the scope of delivery

D2

WALTER SELECT Stability of machine, workpiece and clamping arrangement → Very good = ☺ → Good = 😐 → Moderate = ☹

New addition to the product range = ☺ 😐 ☹ / ★

www.isotool.se
Tel. 044 - 24 55 70

Assembly parts

	D_c [mm]	80–315
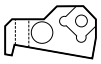	Cartridge for tool body	FR720M
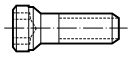	Clamping screw for cartridge Tightening torque	FS247 (SW 4) 8 Nm
	Clamping screw for indexable insert Tightening torque	FS1459 (T15IP) 4 Nm
	Adjusting pin	FS303 (T20)

Accessories

	D_c [mm]	80–315
	Cartridge: XNGX1205ANN-F67 finish insert	FR730M
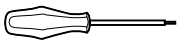	Screwdriver for indexable insert	FS1485 (T15IP)
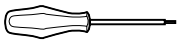	Screwdriver for adjusting pin	FS228 (T20)
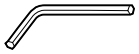	ISO 2936 key for cartridge	ISO2936-4 (SW 4)
	Torque T-handle	FS2041
	Interchangeable blade	FS2051 (SW 4)
	Torque screwdriver, analogue	FS2003
	Torque screwdriver, digital	FS2248
	Interchangeable blade	FS2014 (T15IP)

Indexable inserts

	Designation	Tolerance class	Number of cutting edges	r mm	b mm	P HC WHH15X	P HC WKP25S	P HC WKP35G	P HC WKP35S	P HC WPM15G	P HC WPP35G	P HC WSP45G	P HC WXM15	M HC WPM15G	M HC WSM35G	M HC WSP45G	M HC WXM15	K HC WAK15	K HC WHH15X	K HC WKK25G	K HC WKP25S	K HC WKP35G	K HC WKP35S	K HC WPM15G	K HC WPP35G	K HC WXM15	N HC WXN15	N HW WK10	S HC WSM35G	S HC WSP45G	H HC WHH15X
	SNGX120512-F57	G	8	1,2			☺	😐	😐		😐	☹			😐	☹					😐	☹	☹		😐				😐	☹	
	SNMX120512-D27	M	8	1,2			☺	😐	😐		😐									😐	😐	☹	☹		😐						
	SNMX120520-D27	M	8	2			☺	😐	😐		😐									😐	😐	☹	☹		😐						
	SNMX120512-F27	M	8	1,2			☺	😐	😐		😐										😐	☹	☹		😐						
	SNMX120512-F57	M	8	1,2			☺	😐	😐		😐	☹			😐	☹				😐	😐	☹	☹		😐				😐	☹	
	SNMX120520-F57	M	8	2			☺	😐	😐		😐	☹			😐	☹				😐	😐	☹	☹		😐				😐	☹	
	SNMX120512-F67	M	8	1,2			☺	😐	😐		😐	☹			😐	☹		☺			😐	☹	☹		😐				😐	☹	
	SNGX1205ANN-F27	G	8	0,8	1,5		☺	😐	😐		😐										😐	☹	☹		😐						
	SNGX1205ANN-F57	G	8	0,8	1,5		☺	😐	😐		😐	☹			😐	☹				😐	😐	☹	☹		😐				😐	☹	
	SNGX1205ANN-F67	G	8	0,8	1,5		☺	😐	😐		😐	☹			😐	☹		☺			😐	☹	☹		😐				😐	☹	
	SNHX1205ANN-K88	H	8	0,8	1,5																					☺	😐			
	SNMX1205ANN-F27	M	8	0,8	1,5		☺	😐	😐		😐										😐	☹	☹		😐						
	SNMX1205ANN-F57	M	8	0,8	1,5		☺	😐	😐		😐									😐	😐	☹	☹		😐						
	SNMX1205ANN-F67	M	8	0,8	1,5		☺	😐	😐		😐							☺			😐	☹	☹		😐						
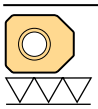	XNGX1205ANN-F67	G	2	1,2	4,7	☺				☺			☺	☺			☺	☺	☺				☺		☺						☺

HC = beschichtetes Hartmetall
HW = unbeschichtetes Hartmetall

D2

WALTER SELECT Stability of machine, workpiece and clamping arrangement → Very good = ☺ → Good = 😐 → Moderate = ☹

☺ 😐 ☹ / ★ = New addition to the product range

www.isotool.se
Tel. 044 - 24 55 70

Face milling cutters

F2010 mm

P2903-2R



– Adjustable runout
– 3 cutting edges per indexable insert

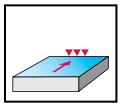

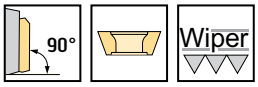

	P	M	K	N	S	H	O
F2010	●●	●	●●			●	

Tool	Designation	D_c mm	D_a mm	d_1 mm	l_4 mm	L_c mm	Z	kg	No. of inserts	Type
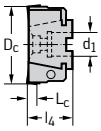 Shell mill mount DIN 138 transverse keyway	F2010.B.080.Z06.09.R500M	80		27	50	9	6	1,14	6	P2903-2R
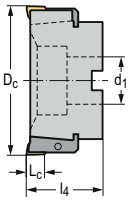 Shell mill mount DIN 138 transverse keyway	F2010.B.100.Z07.09.R500M	100		32	50	9	7	1,15	7	P2903-2R
	F2010.B.125.Z08.09.R500M	125		40	63	9	8	3,31	8	
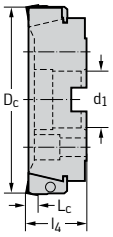 Shell mill mount DIN 138 transverse keyway	F2010.B.160.Z10.09.R500M	160		40	63	9	10	5,27	10	P2903-2R

Bodies and assembly parts are included in the scope of delivery

D2

WALTER SELECT Stability of machine, workpiece and clamping arrangement → Very good = ☺ → Good = 😐 → Moderate = ☹

New addition to the product range = ☺ 😐 ☹ / ★

www.isotool.se
Tel. 044 - 24 55 70

Assembly parts

	D_c [mm]	80–160
	Cartridge for tool body	FR500M
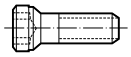	Clamping screw for cartridge Tightening torque	FS247 (SW 4) 8 Nm
	Clamping screw for indexable insert Tightening torque	FS244 (T15) 3 Nm
	Adjusting pin	FS303 (T20)

Accessories

	D_c [mm]	80–160
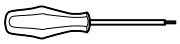	***	FS229 (T15)
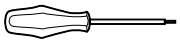	Screwdriver for adjusting pin	FS228 (T20)
	ISO 2936 key for cartridge	ISO2936-4 (SW 4)
	Torque T-handle	FS2041
	Interchangeable blade	FS2051 (SW 4)
	Torque screwdriver, analogue	FS2003
	Torque screwdriver, digital	FS2248
	Interchangeable blade	FS2009 (T15)

Indexable inserts

Designation	Tolerance class	Number of cutting edges	b mm	P HC WHH15X	P HC WPM15G	P HC WXM15	M HC WPM15G	M HC WXM15	K HC WAK15	K HC WHH15X	K HC WPM15G	K HC WXM15	H HC WHH15X
 P2903-2R	A	3	3,5	☻	☻	☻	☻	☻	☻	☻	☻	☻	☻

HC = beschichtetes Hartmetall

D2

WALTER SELECT Stability of machine, workpiece and clamping arrangement → Very good = ☻ → Good = 😐 → Moderate = ☹

☻ 😐 ☹ / ★ = New addition to the product range

www.isotool.se
Tel. 044 - 24 55 70

High-feed milling cutter

M5008 mm

ENMX08T316R

Xtra·tec® XT



– 4 cutting edges per indexable insert

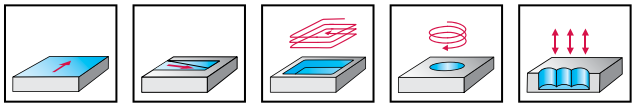

κ= 0–17°



	P	M	K	N	S	H	O
M5008	●●	●●	●●		●●	●●	

Tool

Designation	D_c mm	D_a mm	d_1 mm	l_4 mm	l_1 mm	L_c mm	a_r mm	Z	kg	No. of inserts	Type
M5008-016-T14-02-01	10,1	16	14,5	25		1	2,9	2	0,03	2	ENMX08T316R
M5008-020-T18-03-01	14,1	20	18,5	30		1	2,9	3	0,06	3	
M5008-020-T18-04-01	14,1	20	18,5	30		1	2,9	4	0,06	4	
M5008-025-T22-04-01	19,1	25	22	35		1	2,9	4	0,09	4	
M5008-025-T22-05-01	19,1	25	22	35		1	2,9	5	0,1	5	
M5008-030-T28-04-01	24,1	30	28	40		1	2,9	4	0,18	4	
M5008-030-T28-05-01	24,1	30	28	40		1	2,9	5	0,17	5	
M5008-032-T28-05-01	26,1	32	28	40		1	2,9	5	0,17	5	
M5008-032-T28-06-01	26,1	32	28	40		1	2,9	6	0,19	6	
M5008-035-T28-05-01	29,1	35	28	40		1	2,9	5	0,2	5	
M5008-035-T28-06-01	29,1	35	28	40		1	2,9	6	0,19	6	
M5008-040-T36-06-01	34,1	40	36	40		1	2,9	6	0,33	6	
M5008-040-T36-08-01	34,1	40	36	40		1	2,9	8	0,35	8	
M5008-042-T36-06-01	36,1	42	36	40		1	2,9	6	0,34	6	
M5008-042-T36-08-01	36,1	42	36	40		1	2,9	8	0,33	8	

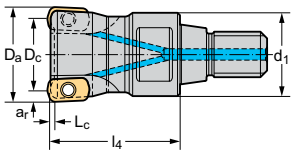

ScrewFit

Designation	D_c mm	D_a mm	d_1 mm	l_4 mm	l_1 mm	L_c mm	a_r mm	Z	kg	No. of inserts	Type
M5008-016-TC08-02-01	10,1	16	14,5	25		1	2,9	2	0,03	2	ENMX08T316R
M5008-020-TC10-03-01	14,1	20	18,5	30		1	2,9	3	0,06	3	
M5008-020-TC10-04-01	14,1	20	18,5	30		1	2,9	4	0,04	4	
M5008-025-TC12-04-01	19,1	25	22	35		1	2,9	4	0,08	4	
M5008-025-TC12-05-01	19,1	25	22	35		1	2,9	5	0,08	5	
M5008-030-TC16-04-01	24,1	30	28	40		1	2,9	4	0,16	4	
M5008-030-TC16-05-01	24,1	30	28	40		1	2,9	5	0,16	5	
M5008-032-TC16-05-01	26,1	32	28	40		1	2,9	5	0,16	5	
M5008-032-TC16-06-01	26,1	32	28	40		1	2,9	6	0,17	6	
M5008-035-TC16-05-01	29,1	35	28	40		1	2,9	5	0,17	5	
M5008-035-TC16-06-01	29,1	35	28	40		1	2,9	6	0,21	6	
M5008-040-TC16-06-01	34,1	40	28	40		1	2,9	6	0,22	6	
M5008-040-TC16-08-01	34,1	40	28	40		1	2,9	8	0,23	8	
M5008-042-TC16-06-01	36,1	42	28	40		1	2,9	6	0,27	6	
M5008-042-TC16-08-01	36,1	42	28	40		1	2,9	8	0,25	8	

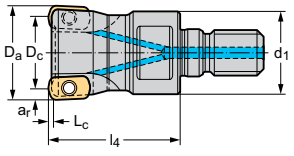

Cylindrical modular

Designation	D_c mm	D_a mm	d_1 mm	l_4 mm	l_1 mm	L_c mm	a_r mm	Z	kg	No. of inserts	Type
M5008-016-A16-02-01	10	16	16	30	100	1	2,9	2	0,14	2	ENMX08T316R
M5008-020-A20-03-01	14,1	20	20	50	130	1	2,9	3	0,27	3	
M5008-020-A20-04-01	14,1	20	20	50	130	1	2,9	4	0,27	4	
M5008-025-A25-04-01	19,1	25	25	60	140	1	2,9	4	0,46	4	
M5008-025-A25-05-01	19,1	25	25	60	140	1	2,9	5	0,49	5	
M5008-032-A32-05-01	26,1	32	32	70	150	1	2,9	5	0,83	5	
M5008-032-A32-06-01	26,1	32	32	70	150	1	2,9	6	0,83	6	

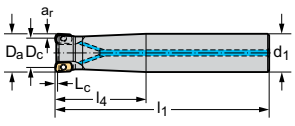

Cylindrical shank

Bodies and assembly parts are included in the scope of delivery

D2

WALTER SELECT Stability of machine, workpiece and clamping arrangement → Very good = ☺ → Good = 😐 → Moderate = ☹

New addition to the product range = ☺ 😐 ☹ / ★

www.isotool.se
Tel. 044 - 24 55 70

Assembly parts

	D_a [mm]	16–66
	Clamping screw for indexable insert Tightening torque	FS1454 (T8IP) 1,2 Nm

Accessories

	D_a [mm]	16	20	25	30–35	40–42	50–66
	Torque screwdriver, analogue	FS2001					
	Torque screwdriver, digital	FS2248					
	Interchangeable blade	FS2012 (T8IP)					
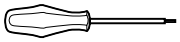	Screwdriver	FS1483 (T8IP)					
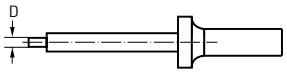	Torque wrench	FS1385					
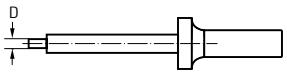	Torque wrench	FS1386					
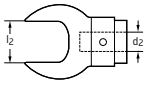	Torque wrench head	FS1388	FS1389	FS1390	FS1391	FS1392	

Indexable inserts

	Designation	Tolerance class	Number of cutting edges	r mm	P HC WHH15X	P HC WKP25S	P HC WKP35G	P HC WKP35S	P HC WPP35G	P HC WSP45G	M HC WSM35G	M HC WSM45X	M HC WSP45G	K HC WKK25G	K HC WKP25S	K HC WKP35G	K HC WKP35S	K HC WPP35G	S HC WSM35G	S HC WSM45X	S HC WSP45G	H HC WHH15X
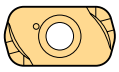	ENMX08T316R-D27	M	4	1,6	☹	☺	😐	😐	😐	☹	😐		☹	😐	😐	☹	☹	☹	😐		☹	☺
	ENMX08T316R-F47	M	4	1,6	☹	☺	😐	😐	😐	☹	😐	☹	☹		😐	☹	☹	☹	😐	☹	☹	☺
	ENMX08T316R-G67	M	4	1,6						☹	😐	☹	☹						😐	☹	☹	

HC = beschichtetes Hartmetall

D2

WALTER SELECT Stability of machine, workpiece and clamping arrangement → Very good = ☺ → Good = 😐 → Moderate = ☹

☺ 😐 ☹ / ★ = New addition to the product range

www.isotool.se
Tel. 044 - 24 55 70

High-feed milling cutter

M5008 mm

ENMX08T316R

Xtra·tec® XT



– 4 cutting edges per indexable insert

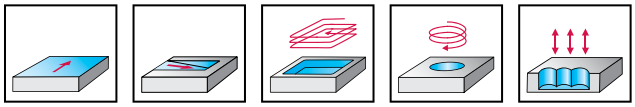

κ= 0–17°



	P	M	K	N	S	H	O
M5008	●●	●●	●●		●●	●●	

Tool

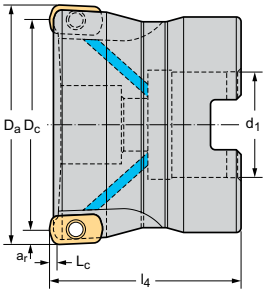

Shell mill mount DIN 138 transverse keyway

Designation	D_c mm	D_a mm	d_1 mm	l_4 mm	l_1 mm	L_c mm	a_r mm	Z	kg	No. of inserts	Type
M5008-032-B16-05-01	26,1	32	16	40		1	2,9	5	0,25	5	ENMX08T316R
M5008-032-B16-06-01	26,1	32	16	40		1	2,9	6	0,27	6	
M5008-035-B16-05-01	29,1	35	16	40		1	2,9	5	0,14	5	
M5008-035-B16-06-01	29,1	35	16	40		1	2,9	6	0,27	6	
M5008-040-B16-06-01	34,1	40	16	40		1	2,9	6	0,18	6	
M5008-040-B16-08-01	34,1	40	16	40		1	2,9	8	0,34	8	
M5008-042-B16-06-01	36,1	42	16	40		1	2,9	6	0,34	6	
M5008-042-B16-08-01	36,1	42	16	40		1	2,9	8	0,23	8	
M5008-050-B22-07-01	44,1	50	22	40		1	2,9	7	0,31	7	
M5008-050-B22-09-01	44,1	50	22	40		1	2,9	9	0,47	9	
M5008-052-B22-07-01	46,1	52	22	40		1	2,9	7	0,32	7	
M5008-052-B22-09-01	46,1	52	22	40		1	2,9	9	0,38	9	
M5008-063-B22-08-01	57,1	63	22	40		1	2,9	8	0,49	8	
M5008-063-B22-10-01	57,1	63	22	40		1	2,9	10	0,51	10	
M5008-066-B27-08-01	60,1	66	27	50		1	2,9	8	0,95	8	
M5008-066-B27-10-01	60,1	66	27	50		1	2,9	10	0,97	10	

Bodies and assembly parts are included in the scope of delivery

D 2

WALTER SELECT Stability of machine, workpiece and clamping arrangement → Very good = ☺ → Good = 😐 → Moderate = ☹

Assembly parts

	D_a [mm]	16–66
	Clamping screw for indexable insert Tightening torque	FS1454 (T8IP) 1,2 Nm

Accessories

	D_a [mm]	16	20	25	30–35	40–42	50–66
	Torque screwdriver, analogue	FS2001					
	Torque screwdriver, digital	FS2248					
	Interchangeable blade	FS2012 (T8IP)					
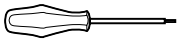	Screwdriver	FS1483 (T8IP)					
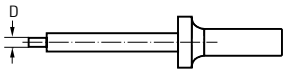	Torque wrench	FS1385					
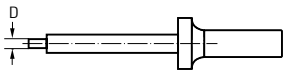	Torque wrench	FS1386					
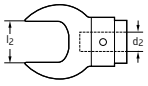	Torque wrench head	FS1388	FS1389	FS1390	FS1391	FS1392	

Indexable inserts

	Designation	Tolerance class	Number of cutting edges	r mm	P HC WHH15X	P HC WKP25S	P HC WKP35G	P HC WKP35S	P HC WPP35G	P HC WSP45G	M HC WSM35G	M HC WSM45X	M HC WSP45G	K HC WKK25G	K HC WKP25S	K HC WKP35G	K HC WKP35S	K HC WPP35G	S HC WSM35G	S HC WSM45X	S HC WSP45G	H HC WHH15X
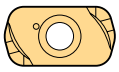	ENMX08T316R-D27	M	4	1,6	☹	☺	😐	😐	😐	☹	😐		☹	😐	😐	☹	☹	☹	😐		☹	☺
	ENMX08T316R-F47	M	4	1,6	☹	☺	😐	😐	😐	☹	😐	☹	☹		😐	☹	☹	☹	😐	☹	☹	☺
	ENMX08T316R-G67	M	4	1,6						☹	😐	☹	☹						😐	☹	☹	

HC = beschichtetes Hartmetall

D2

WALTER SELECT Stability of machine, workpiece and clamping arrangement → Very good = ☺ → Good = 😐 → Moderate = ☹

☺ 😐 ☹ / ★ = New addition to the product range

www.isotool.se
Tel. 044 - 24 55 70

High-feed milling cutter

M5008 inch

ENMX08T316R

Xtra·tec® XT



– 4 cutting edges per indexable insert

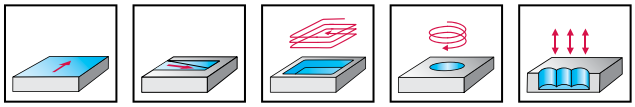

κ= 0–17°



	P	M	K	N	S	H	O
M5008	●●	●●	●●		●●	●●	

Tool

Designation	D_c inch	D_a inch	d_1 inch	l_4 inch	l_1 inch	L_c inch	a_r inch	Z	lbs	No. of inserts	Type
ScrewFit											
M5008.015-T14-02-01	0,394	0,625	0,571	0,984		0,039	0,114	2	0,084	2	ENMX08T316R
M5008.019-T18-03-01	0,516	0,750	0,728	1,181		0,039	0,114	3	0,099	3	
M5008.026-T22-04-01	0,768	1,000	0,866	1,378		0,039	0,114	4	0,201	4	
M5008.026-T22-05-01	0,768	1,000	0,866	1,378		0,039	0,114	5	0,218	5	
M5008.031-T28-05-01	1,016	1,250	1,102	1,575		0,039	0,114	5	0,408	5	
M5008.031-T28-06-01	1,016	1,250	1,102	1,575		0,039	0,114	6	0,397	6	
M5008.038-T36-06-01	1,268	1,500	1,417	1,575		0,039	0,114	6	0,705	6	
M5008.038-T36-08-01	1,268	1,500	1,417	1,575		0,039	0,114	8	0,69	8	
Cylindrical shank											
M5008.015-A15-02-01	0,394	0,625	0,625	1,000	4,000	0,039	0,114	2	0,315	2	ENMX08T316R
M5008.015-A15-02-01-L	0,394	0,625	0,625	1,250	4,000	0,039	0,114	2	0,282	2	
M5008.019-A19-03-01	0,516	0,750	0,750	1,000	5,000	0,039	0,114	3	0,542	3	
M5008.019-A19-03-01-L	0,516	0,750	0,750	2,000	5,000	0,039	0,114	3	0,516	3	
M5008.026-A26-04-01	0,768	1,000	1,000	1,000	5,500	0,039	0,114	4	1,107	4	
M5008.026-A26-04-01-L	0,768	1,000	1,000	2,500	6,000	0,039	0,114	4	1,160	4	
M5008.026-A26-05-01	0,768	1,000	1,000	1,000	5,500	0,039	0,114	5	1,096	5	
M5008.026-A26-05-01-L	0,768	1,000	1,000	2,500	6,000	0,039	0,114	5	1,160	5	
Shell mill mount DIN 138 transverse keyway											
M5008.038-B19-06-01	1,268	1,500	0,750	1,500		0,039	0,114	6	0,69	6	ENMX08T316R
M5008.038-B19-08-01	1,268	1,500	0,750	1,500		0,039	0,114	8	0,384	8	
M5008.051-B19-07-01	1,768	2,000	0,750	1,500		0,039	0,114	7	0,591	7	
M5008.051-B19-09-01	1,768	2,000	0,750	1,500		0,039	0,114	9	0,584	9	
M5008.064-B26-08-01	2,268	2,500	1,000	1,577		0,039	0,114	8	1,166	8	
M5008.064-B26-10-01	2,268	2,500	1,000	1,577		0,039	0,114	10	1,146	10	
M5008.076-B26-12-01	2,768	3,000	1,000	2,000		0,039	0,114	12	2,161	12	

Bodies and assembly parts are included in the scope of delivery

D 2

WALTER SELECT Stability of machine, workpiece and clamping arrangement → Very good = ☺ → Good = 😐 → Moderate = ☹

Assembly parts

	D_a [inch]	0,625–1,25	1,5–2	2,5–3
	Clamping screw for indexable insert Tightening torque	FS1454 (T8IP) 0,885 lbs	FS1454 (T8IP) 0,885 lbs	FS1454 (T8IP) 0,885 lbs
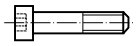	Clamping screw for arbour-mounted tools		FS1523	FS1519

Accessories

	D_a [inch]	0,625	0,75	1	1,25	1,5	2–3
	Torque screwdriver, analogue	FS2002					
	Torque screwdriver, digital	FS2248					
	Interchangeable blade	FS2012 (T8IP)					
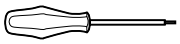	Screwdriver	FS1483 (T8IP)					
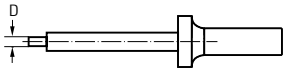	Torque wrench	FS1385					
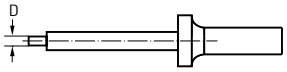	Torque wrench	FS1386					
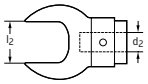	Torque wrench head	FS1388	FS1389	FS1390	FS1391	FS1392	

Indexable inserts

	Designation	Tolerance class	Number of cutting edges	r inch	P HC WHH15X	P HC WKP25S	P HC WKP35G	P HC WKP35S	P HC WPP35G	P HC WSP45G	M HC WSM35G	M HC WSM45X	M HC WSP45G	K HC WKK25G	K HC WKP25S	K HC WKP35G	K HC WKP35S	K HC WPP35G	S HC WSM35G	S HC WSM45X	S HC WSP45G	H HC WHH15X
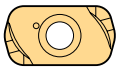	ENMX08T316R-D27	M	4	0,063	☹	☺	😐	😐	😐	☹	😐		☹	😐	😐	☹	☹	☹	😐		☹	😐
	ENMX08T316R-F47	M	4	0,063	☹	☺	😐	😐	😐	☹	😐	☹	☹		😐	☹	☹	☹	😐	☹	☹	😐
	ENMX08T316R-G67	M	4	0,063						☹	😐	☹	☹						😐	☹	☹	

HC = beschichtetes Hartmetall

D2

WALTER SELECT Stability of machine, workpiece and clamping arrangement → Very good = ☺ → Good = 😐 → Moderate = ☹

☺ 😐 ☹ / ★ = New addition to the product range

www.isotool.se
Tel. 044 - 24 55 70

High-feed milling cutter

M4002 mm



– 4 cutting edges per indexable insert

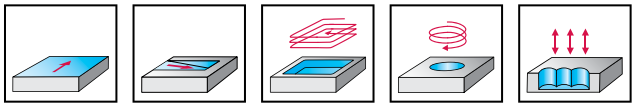

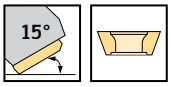

	P	M	K	N	S	H	O
M4002	●●	●●	●●	●●	●●		

Tool

Designation	D_c mm	D_a mm	d_1 mm	l_4 mm	l_1 mm	L_c mm	a_r mm	Z	kg	No. of inserts	Type
ScrewFit											
M4002-020-T18-02-01	8,4	20	18,5	30		1	5,7	2	0,07	2	SD .. 06T2 .. SDM . 06T2ZDR
M4002-025-T22-02-01,5	8,3	25	22	40		1,5	8,4	2	0,11	2	SD .. 09T3 .. SDMX0904ZDR
M4002-025-T22-03-01	13,4	25	22	35		1	5,7	3	0,12	3	SD .. 06T2 .. SDM . 06T2ZDR
M4002-032-T28-03-01,5	15,3	32	28	40		1,5	8,4	3	0,17	3	SD .. 09T3 .. SDMX0904ZDR
M4002-032-T28-04-01	20,4	32	28	40		1	5,7	4	0,2	4	SD .. 06T2 .. SDM . 06T2ZDR
M4002-035-T28-03-01,5	18,3	35	28	40		1,5	8,4	3	0,18	3	SD .. 09T3 .. SDMX0904ZDR
M4002-040-T36-04-01,5	23,3	40	36	40		1,5	8,4	4	0,31	4	
M4002-042-T36-03-01,5	25,3	42	36	40		1,5	8,4	3	0,32	3	
Cylindrical modular											
M4002-020-TC10-02-01	8,4	20	18,5	30		1	5,7	2	0,06	2	SD .. 06T2 .. SDM . 06T2ZDR
M4002-025-TC12-02-01,5	8,09	25	22	40		1,5	8,4	2	0,09	2	SD .. 09T3 .. SDMX0904ZDR
M4002-025-TC12-03-01	13,4	25	22	35		1	5,7	3	0,11	3	SD .. 06T2 .. SDM . 06T2ZDR
M4002-032-TC16-03-01,5	15,09	32	28	40		1,5	8,4	3	0,14	3	SD .. 09T3 .. SDMX0904ZDR
M4002-035-TC16-03-01,5	18,09	35	28	40		1,5	8,4	3	0,18	3	
M4002-035-TC16-04-01	23,4	35	28	40		1	5,7	4	0,21	4	SD .. 06T2 .. SDM . 06T2ZDR
Cylindrical shank											
M4002-020-A20-02-01	8,4	20	20	30	200	1	5,7	2	0,45	2	SD .. 06T2 .. SDM . 06T2ZDR
M4002-025-A25-03-01	13,4	25	25	35	200	1	5,7	3	0,76	3	
M4002-032-A32-04-01	20,4	32	32	40	250	1	5,7	4	1,5	4	

*Measured using SDM.06T204, SDM.09T308, SDM.120408 | Bodies and assembly parts are included in the scope of delivery

D2

WALTER SELECT Stability of machine, workpiece and clamping arrangement → Very good = ☺ → Good = 😐 → Moderate = ☹

Assembly parts

	Type	SD .. 06T2 ..	SD .. 09T3 ..	SD .. 1204 ..
	Clamping screw for indexable insert Tightening torque	FS2084 (T7IP) 0,9 Nm	FS2266 (T10IP) 2 Nm	FS1453 (T15IP) 3,5 Nm

Accessories

	Type	SD .. 06T2 ..	SD .. 09T3 ..	SD .. 1204 ..
	Torque screwdriver, analogue	FS2001	FS2003	
	Torque screwdriver, digital		FS2248	
	Interchangeable blade	FS2011 (T7IP)	FS2268 (T10IP)	FS2014 (T15IP)
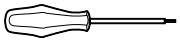	Screwdriver	FS2088 (T7IP)	FS2267 (T10IP)	FS1485 (T15IP)

Indexable inserts

	Designation	Tolerance class	Number of cutting edges	r mm	b mm	P HC WKP25S	P HC WKP35G	P HC WKP35S	P HC WPP35G	P HC WSP45G	M HC WSM35G	M HC WSM45X	M HC WSP45G	K HC WAK15	K HC WKK25G	K HC WKP25S	K HC WKP35G	K HC WKP35S	K HC WPP35G	N HC WXN15	N HW WK10	S HC WSM35G	S HC WSM45X	S HC WSP45G
	SDHT06T204-G88	H	4	0,4																☺	😐			
	SDMT06T204-D57	M	4	0,4		☺	😐	😐	😐	☹	😐		☹		😐	😐	☹	☹	☹			😐		☹
	SDMT06T204-F57	M	4	0,4		☺	😐	😐	😐	☹	😐	☹	☹	☺		😐	☹	☹	☹			😐	☹	☹
	SDMT06T208-F57	M	4	0,8			😐	😐	😐	☹			☹				☹	☹	☹					☹
	SDMT06T212-F57	M	4	1,2			😐	😐	😐	☹	😐	☹	☹				☹	☹	☹			😐	☹	☹
	SDMW06T204-A57	M	4	0,4		😐	☹	☹								😐	☹	☹						
	SDHT09T308-G88	H	4	0,8																☺	😐			
	SDMT09T308-D57	M	4	0,8		☺	😐	😐	😐	☹	😐		☹		😐	😐	☹	☹	☹			😐		☹
	SDMT09T308-F57	M	4	0,8		☺	😐	😐	😐	☹	😐	☹	☹	☺		😐	☹	☹	☹			😐	☹	☹
	SDMT09T312-F57	M	4	1,2			😐	😐		☹			☹				☹	☹						☹
	SDMT09T316-F57	M	4	1,6			😐	😐		☹			☹				☹	☹						☹
	SDMT09T320-F57	M	4	2			😐	😐	😐	☹	😐	☹	☹				☹	☹	☹			😐	☹	☹
	SDMW09T308-A57	M	4	0,8		😐	☹	☹	☹							😐	☹	☹	☹					
	SDMW09T320-A57	M	4	2			☹			☹			☹		😐		☹							☹
	SDHT120408-G88	H	4	0,8																☺	😐			
	SDMT120408-D57	M	4	0,8		☺	😐	😐	😐	☹	😐		☹		😐	😐	☹	☹	☹			😐		☹
	SDMT120408-F57	M	4	0,8		☺	😐	😐	😐	☹	😐	☹	☹	☺		😐	☹	☹	☹			😐	☹	☹
	SDMT120412-F57	M	4	1,2			😐	😐	😐	☹			☹				☹	☹	☹					☹
	SDMT120416-F57	M	4	1,6			😐	😐		☹			☹				☹	☹						☹
	SDMT120420-F57	M	4	2			😐	😐		☹			☹				☹	☹						☹
	SDMT120425-F57	M	4	2,5			😐	😐	😐	☹	😐	☹	☹				☹	☹	☹			😐	☹	☹
	SDMW120408-A57	M	4	0,8		😐	☹	☹	☹							😐	☹	☹	☹					
	SDMW120425-A57	M	4	2,5			☹			☹			☹		😐		☹							☹
	SDMT06T2ZDR-D57	M	4	0,4	1,2		😐	😐	😐	☹			☹				☹	☹	☹					☹
	SDMT09T3ZDR-D57	M	4	0,8	1,2		😐	😐	😐	☹			☹				☹	☹	☹					☹
	SDMX0904ZDR-E27	M	4	1	0,8		😐			☹	😐		☹				☹					😐		☹
	SDMX0904ZDR-E57	M	4	1	0,8		😐			☹	☹	☹	☹				☹					☹	☹	☹
	SDMT1204ZDR-D57	M	4	0,8	1,8		😐	😐	😐	☹			☹				☹	☹	☹					☹
	SDMX1205ZDR-E27	M	4	2	1,2		😐	😐	😐	☹	😐		☹				☹	☹	☹			😐		☹
	SDMX1205ZDR-E57	M	4	2	1,2		😐			☹	☹	☹	☹				☹					☹	☹	☹

For SD..120425 indexable inserts, the circumference of the body must be reworked.
$R_{(body)} = r_{(indexable\ insert)}$

HC = Coated carbide
HW = Uncoated carbide

D2

WALTER SELECT Stability of machine, workpiece and clamping arrangement → Very good = ☺ → Good = 😐 → Moderate = ☹

☺ 😐 ☹ / ★ = New addition to the product range

www.isotool.se
Tel. 044 - 24 55 70

High-feed milling cutter

M4002 mm



– 4 cutting edges per indexable insert

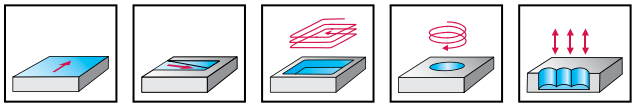

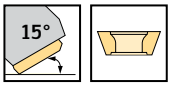

	P	M	K	N	S	H	O
M4002	●●	●●	●●	●●	●●		

Tool

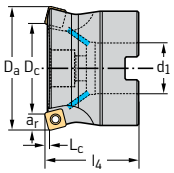

Shell mill mount DIN 138 transverse keyway

Designation	D_c mm	D_a mm	d_1 mm	l_4 mm	l_1 mm	L_c mm	a_r mm	Z	kg	No. of inserts	Type
M4002-040-B16-05-01	28,4	40	16	40		1	5,7	5	0,19	5	SD .. 06T2 .. SDM . 06T2ZDR
M4002-042-B16-04-01,5	25,3	42	16	40		1,5	8,4	4	0,2	4	SD .. 09T3 .. SDMX0904ZDR
M4002-050-B22-04-02	27,2	50	22	40		2	11,4	4	0,29	4	SD .. 1204 .. SDMX1205ZDR
M4002-050-B22-05-01,5	33,3	50	22	40		1,5	8,4	5	0,25	5	SD .. 09T3 .. SDMX0904ZDR
M4002-050-B22-05-02	27,2	50	22	40		2	11,4	5	0,31	5	SD .. 1204 .. SDMX1205ZDR
M4002-052-B22-04-01,5	35,3	52	22	40		1,5	8,4	4	0,33	4	SD .. 09T3 .. SDMX0904ZDR
M4002-052-B22-04-02	29,2	52	22	40		2	11,4	4	0,32	4	SD .. 1204 .. SDMX1205ZDR
M4002-052-B22-05-01,5	35,3	52	22	40		1,5	8,4	5	0,34	5	SD .. 09T3 .. SDMX0904ZDR
M4002-052-B22-05-02	29,2	52	22	40		2	11,4	5	0,35	5	SD .. 1204 .. SDMX1205ZDR
M4002-052-B22-06-01	40,4	52	22	40		1	5,7	6	0,41	6	SD .. 06T2 .. SDM . 06T2ZDR
M4002-063-B22-05-02	40,2	63	22	40		2	11,4	5	0,4	5	SD .. 1204 .. SDMX1205ZDR
M4002-063-B22-06-01,5	46,3	63	22	50		1,5	8,4	6	0,54	6	SD .. 09T3 .. SDMX0904ZDR
M4002-063-B22-06-02	40,2	63	22	40		2	11,4	6	0,46	6	SD .. 1204 .. SDMX1205ZDR
M4002-066-B27-05-01,5	49,3	66	27	50		1,5	8,4	5	0,66	5	SD .. 09T3 .. SDMX0904ZDR
M4002-066-B27-05-02	43,2	66	27	50		2	11,4	5	0,57	5	SD .. 1204 .. SDMX1205ZDR
M4002-066-B27-06-01,5	49,3	66	27	50		1,5	8,4	6	0,79	6	SD .. 09T3 .. SDMX0904ZDR
M4002-066-B27-06-02	43,2	66	27	50		2	11,4	6	0,59	6	SD .. 1204 .. SDMX1205ZDR
M4002-080-B27-06-02	57,2	80	27	50		2	11,4	6	0,95	6	
M4002-080-B27-08-02	57,2	80	27	50		2	11,4	8	0,98	8	
M4002-085-B27-05-02	62,2	85	27	50		2	11,4	5	1,09	5	
M4002-085-B27-06-02	62,2	85	27	50		2	11,4	6	0,98	6	
M4002-085-B27-08-02	62,2	85	27	50		2	11,4	8	1	8	
M4002-100-B32-07-02	77,2	100	32	60		2	11,4	7	2,01	7	
M4002-100-B32-09-02	77,2	100	32	60		2	11,4	9	2	9	
M4002-125-B40-08-02	102,2	125	40	60		2	11,4	8	2,89	8	

*Measured using SDM.06T204, SDM.09T308, SDM.120408 | Bodies and assembly parts are included in the scope of delivery

D2

WALTER SELECT Stability of machine, workpiece and clamping arrangement → Very good = ☺ → Good = 😐 → Moderate = ☹

New addition to the product range = ☺ 😐 ☹ / ★

www.isotool.se
Tel. 044 - 24 55 70

Assembly parts

	Type	SD .. 06T2 ..	SD .. 09T3 ..	SD .. 1204 ..
	Clamping screw for indexable insert Tightening torque	FS2084 (T7IP) 0,9 Nm	FS2266 (T10IP) 2 Nm	FS1453 (T15IP) 3,5 Nm

Accessories

	Type	SD .. 06T2 ..	SD .. 09T3 ..	SD .. 1204 ..
	Torque screwdriver, analogue	FS2001	FS2003	
	Torque screwdriver, digital		FS2248	
	Interchangeable blade	FS2011 (T7IP)	FS2268 (T10IP)	FS2014 (T15IP)
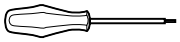	Screwdriver	FS2088 (T7IP)	FS2267 (T10IP)	FS1485 (T15IP)

Indexable inserts

	Designation	Tolerance class	Number of cutting edges	r mm	b mm	P HC WKP25S	P HC WKP35G	P HC WKP35S	P HC WPP35G	P HC WSP45G	M HC WSM35G	M HC WSM45X	M HC WSP45G	K HC WAK15	K HC WKK25G	K HC WKP25S	K HC WKP35G	K HC WKP35S	K HC WPP35G	N HC WXN15	N HW WK10	S HC WSM35G	S HC WSM45X	S HC WSP45G
	SDHT06T204-G88	H	4	0,4																☺	😐			
	SDMT06T204-D57	M	4	0,4		☺	😐	😐	😐	☹	😐		☹		😐	😐	☹	☹	☹			😐		☹
	SDMT06T204-F57	M	4	0,4		☺	😐	😐	😐	☹	😐	☹	☹	☺		😐	☹	☹	☹			😐	☹	☹
	SDMT06T208-F57	M	4	0,8			😐	😐	😐	☹			☹				☹	☹	☹					☹
	SDMT06T212-F57	M	4	1,2			😐	😐	😐	☹	😐	☹	☹				☹	☹	☹			😐	☹	☹
	SDMW06T204-A57	M	4	0,4		😐	☹	☹								😐	☹	☹						
	SDHT09T308-G88	H	4	0,8																☺	😐			
	SDMT09T308-D57	M	4	0,8		☺	😐	😐	😐	☹	😐		☹		😐	😐	☹	☹	☹			😐		☹
	SDMT09T308-F57	M	4	0,8		☺	😐	😐	😐	☹	😐	☹	☹	☺		😐	☹	☹	☹			😐	☹	☹
	SDMT09T312-F57	M	4	1,2			😐	😐		☹			☹				☹	☹						☹
	SDMT09T316-F57	M	4	1,6			😐	😐		☹			☹				☹	☹						☹
	SDMT09T320-F57	M	4	2			😐	😐	😐	☹	😐	☹	☹				☹	☹	☹			😐	☹	☹
	SDMW09T308-A57	M	4	0,8		😐	☹	☹	☹							😐	☹	☹	☹					
	SDMW09T320-A57	M	4	2			☹			☹			☹		😐		☹							☹
	SDHT120408-G88	H	4	0,8																☺	😐			
	SDMT120408-D57	M	4	0,8		☺	😐	😐	😐	☹	😐		☹		😐	😐	☹	☹	☹			😐		☹
	SDMT120408-F57	M	4	0,8		☺	😐	😐	😐	☹	😐	☹	☹	☺		😐	☹	☹	☹			😐	☹	☹
	SDMT120412-F57	M	4	1,2			😐	😐	😐	☹			☹				☹	☹	☹					☹
	SDMT120416-F57	M	4	1,6			😐	😐		☹			☹				☹	☹						☹
	SDMT120420-F57	M	4	2			😐	😐		☹			☹				☹	☹						☹
	SDMT120425-F57	M	4	2,5			😐	😐	😐	☹	😐	☹	☹				☹	☹	☹			😐	☹	☹
	SDMW120408-A57	M	4	0,8		😐	☹	☹	☹							😐	☹	☹	☹					
	SDMW120425-A57	M	4	2,5			☹			☹			☹		😐		☹							☹
	SDMT06T2ZDR-D57	M	4	0,4	1,2		😐	😐	😐	☹			☹				☹	☹	☹					☹
	SDMT09T3ZDR-D57	M	4	0,8	1,2		😐	😐	😐	☹			☹				☹	☹	☹					☹
	SDMX0904ZDR-E27	M	4	1	0,8		😐			☹	😐		☹				☹					😐		☹
	SDMX0904ZDR-E57	M	4	1	0,8		😐			☹	☹	☹	☹				☹					☹	☹	☹
	SDMT1204ZDR-D57	M	4	0,8	1,8		😐	😐	😐	☹			☹				☹	☹	☹					☹
	SDMX1205ZDR-E27	M	4	2	1,2		😐	😐	😐	☹	😐		☹				☹	☹	☹			😐		☹
	SDMX1205ZDR-E57	M	4	2	1,2		😐			☹	☹	☹	☹				☹					☹	☹	☹

For SD..120425 indexable inserts, the circumference of the body must be reworked.
$R_{(body)} = r_{(indexable\ insert)}$

HC = Coated carbide
HW = Uncoated carbide

D2

WALTER SELECT Stability of machine, workpiece and clamping arrangement → Very good = ☺ → Good = 😐 → Moderate = ☹

☺ 😐 ☹ / ★ = New addition to the product range

www.isotool.se
Tel. 044 - 24 55 70

High-feed milling cutter

M4002 inch



– 4 cutting edges per indexable insert

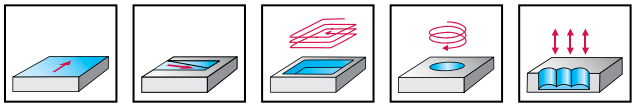

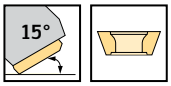

	P	M	K	N	S	H	O
M4002	●●	●●	●●	●●	●●		

Tool

Designation	D_c inch	D_a inch	d_1 inch	l_4 inch	l_1 inch	L_c inch	a_r inch	Z	lbs	No. of inserts	Type
ScrewFit											
M4002.026-T22-02-01,5	0,339	1,000	0,866	1,575		0,059	0,330	2	0,024	2	SD .. 09T3 .. SDMX0904ZDR
M4002.026-T22-03-01	0,543	1,000	0,866	1,378		0,039	0,224	3	0,243	3	SD .. 06T2 .. SDM . 06T2ZDR
M4002.031-T28-03-01,5	0,593	1,250	1,102	1,575		0,059	0,330	3	0,359	3	SD .. 09T3 .. SDMX0904ZDR
M4002.038-T36-04-01,5	0,843	1,500	1,417	1,575		0,059	0,330	4	0,648	4	
Cylindrical shank											
M4002.019-A19-02-01	0,291	0,750	0,750	1,181	7,874	0,039	0,224	2	0,915	2	SD .. 06T2 .. SDM . 06T2ZDR
M4002.026-A26-03-01	0,543	1,000	1,000	1,378	7,874	0,039	0,224	3	1,658	3	
M4002.031-A31-04-01	0,795	1,250	1,250	1,575	9,843	0,039	0,224	4	3,241	4	
Shell mill mount DIN 138 transverse keyway											
M4002.051-B19-04-02	1,094	2,000	0,750	1,575		0,079	0,45	4	0,763	4	SD .. 1204 .. SDMX1205ZDR
M4002.051-B19-05-01,5	1,337	2,000	0,750	1,575		0,059	0,330	5	0,772	5	SD .. 09T3 .. SDMX0904ZDR
M4002.064-B19-05-02	1,594	2,500	0,750	1,969		0,079	0,45	5	0,992	5	SD .. 1204 .. SDMX1205ZDR
M4002.076-B26-06-02	2,094	3,000	1,000	1,969		0,079	0,45	6	2,551	6	
M4002.102-B38-07-02	3,094	4,000	1,500	2,48		0,079	0,45	7	6,085	7	

*Measured using SDM.06T204, SDM.09T308, SDM.120408 | Bodies and assembly parts are included in the scope of delivery

D2

WALTER SELECT Stability of machine, workpiece and clamping arrangement → Very good = ☺ → Good = 😐 → Moderate = ☹

New addition to the product range = ☺ 😐 ☹ / ★

www.isotool.se
Tel. 044 - 24 55 70

Assembly parts

	Type	SD .. 06T2 ..	SD .. 09T3 ..	SD .. 1204 ..
	Clamping screw for indexable insert Tightening torque	FS2084 (T7IP) 0,664 lbs	FS2266 (T10IP) 1,475 lbs	FS1453 (T15IP) 2,581 lbs
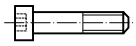	Clamping screw for arbour-mounted tools		FS1523	FS1523

Accessories

	Type	SD .. 06T2 ..	SD .. 09T3 ..	SD .. 1204 ..
	Torque screwdriver, analogue	FS2002	FS2004	
	Torque screwdriver, digital		FS2248	
	Interchangeable blade	FS2011 (T7IP)	FS2268 (T10IP)	FS2014 (T15IP)
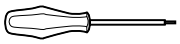	Screwdriver	FS2088 (T7IP)	FS2267 (T10IP)	FS1485 (T15IP)

Indexable inserts

	Designation	Tolerance class	Number of cutting edges	r inch	b inch	P HC WKP25S	P HC WKP35G	P HC WKP35S	P HC WPP35G	P HC WSP45G	M HC WSM35G	M HC WSM45X	M HC WSP45G	K HC WAK15	K HC WKK25G	K HC WKP25S	K HC WKP35G	K HC WKP35S	K HC WPP35G	N HC WXN15	N HW WK10	S HC WSM35G	S HC WSM45X	S HC WSP45G
	SDHT09T308-G88	H	4	0,031																☺	😐			
	SDMT09T308-D57	M	4	0,031		☺	😐	😐	😐	☹	😐		☹		😐	😐	☹	☹	☹			😐		☹
	SDMT09T308-F57	M	4	0,031		☺	😐	😐	😐	☹	😐	☹	☹	☺		😐	☹	☹	☹			😐	☹	☹
	SDMT09T312-F57	M	4	0,047			😐	😐		☹			☹				☹	☹						☹
	SDMT09T316-F57	M	4	0,063			😐	😐		☹			☹				☹	☹						☹
	SDMT09T320-F57	M	4	0,079			😐	😐	😐	☹	😐	☹	☹				☹	☹	☹			😐	☹	☹
	SDMW09T308-A57	M	4	0,031		😐	☹	☹	☹							😐	☹	☹	☹					
	SDMW09T320-A57	M	4	0,079			☹			☹			☹		😐		☹							☹
	SDHT06T204-G88	H	4	0,016																☺	😐			
	SDMT06T204-D57	M	4	0,016		☺	😐	😐	😐	☹	😐		☹		😐	😐	☹	☹	☹			😐		☹
	SDMT06T204-F57	M	4	0,016		☺	😐	😐	😐	☹	😐	☹	☹	☺		😐	☹	☹	☹			😐	☹	☹
	SDMT06T208-F57	M	4	0,031			😐	😐	😐	☹			☹				☹	☹	☹					☹
	SDMT06T212-F57	M	4	0,047			😐	😐	😐	☹	😐	☹	☹				☹	☹	☹			😐	☹	☹
	SDMW06T204-A57	M	4	0,016		😐	☹	☹								😐	☹	☹						
	SDHT120408-G88	H	4	0,031																☺	😐			
	SDMT120408-D57	M	4	0,031		☺	😐	😐	😐	☹	😐		☹		😐	😐	☹	☹	☹			😐		☹
	SDMT120408-F57	M	4	0,031		☺	😐	😐	😐	☹	😐	☹	☹	☺		😐	☹	☹	☹			😐	☹	☹
	SDMT120412-F57	M	4	0,047			😐	😐	😐	☹			☹				☹	☹	☹					☹
	SDMT120416-F57	M	4	0,063			😐	😐		☹			☹				☹	☹						☹
	SDMT120420-F57	M	4	0,079			😐	😐		☹			☹				☹	☹						☹
	SDMT120425-F57	M	4	0,098			😐	😐	😐	☹	😐	☹	☹				☹	☹	☹			😐	☹	☹
	SDMW120408-A57	M	4	0,031		😐	☹	☹	☹							😐	☹	☹	☹					
	SDMW120425-A57	M	4	0,098			☹			☹			☹		😐		☹							☹
	SDMT09T3ZDR-D57	M	4	0,031	0,048		😐	😐	😐	☹			☹				☹	☹	☹					☹
	SDMX0904ZDR-E27	M	4	0,039	0,031		😐			☹	😐		☹				☹					😐		☹
	SDMX0904ZDR-E57	M	4	0,039	0,031		😐			☹	☹	☹	☹				☹					☹	☹	☹
	SDMT06T2ZDR-D57	M	4	0,016	0,047		😐	😐	😐	☹			☹				☹	☹	☹					☹
	SDMT1204ZDR-D57	M	4	0,031	0,071		😐	😐	😐	☹			☹				☹	☹	☹					☹
	SDMX1205ZDR-E27	M	4	0,079	0,047		😐	😐	😐	☹	😐		☹				☹	☹	☹			😐		☹
	SDMX1205ZDR-E57	M	4	0,079	0,047		😐			☹	☹	☹	☹				☹					☹	☹	☹

For SD..120425 indexable inserts, the circumference of the body must be reworked.
$R_{(body)} = r_{(indexable\ insert)}$

HC = Coated carbide
HW = Uncoated carbide

D2

WALTER SELECT Stability of machine, workpiece and clamping arrangement → Very good = ☺ → Good = 😐 → Moderate = ☹

☺ 😐 ☹ / ★ = New addition to the product range

www.isotool.se
Tel. 044 - 24 55 70

High-feed milling cutter

F4030 mm

Xtra·tec®



– f_z up to 3.5 mm
– 6 cutting edges per indexable insert

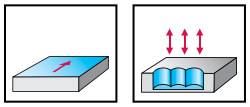

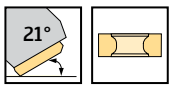

	P	M	K	N	S	H	O
F4030	●●	●●	●●		●●		

Tool

Designation	D_c mm	D_a mm	d_1 mm	l_4 mm	l_1 mm	L_c mm	a_r mm	Z	kg	No. of inserts	Type
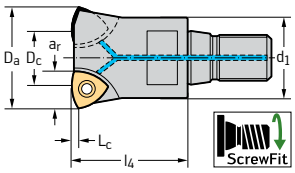 ScrewFit											
F4030.T22.025.Z02.01	13,4	25	22	35		1	6	2	0,11	2	P23696-1 . 0
F4030.T28.032.Z03.01	20,4	32	28	40		1	7	3	0,2	3	
F4030.T28.035.Z03.01	23,4	35	28	40		1	7	3	0,24	3	
F4030.T36.040.Z04.01	28,4	40	36	40		1	7	4	0,33	4	
F4030.T45.050.Z04.02	32	50	45	45		2	10	4	0,51	4	P23696-2 . 0
ScrewFit											
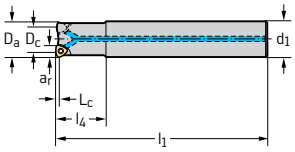 Cylindrical shank											
F4030.Z25.025.Z02.01	13,4	25	25	35	200	1	6	2	0,74	2	P23696-1 . 0
F4030.Z32.032.Z03.01	20,4	32	32	40	250	1	7	3	1,47	3	
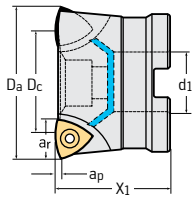 Shell mill mount DIN 138 transverse keyway											
F4030.B22.050.Z05.01	38,4	50	22	40		1	7	5	0,33	5	P23696-1 . 0
F4030.B22.052.Z04.01	40,4	52	22	40		1	7	4	0,37	4	
F4030.B22.063.Z05.02	45	63	22	50		2	10	5	0,72	5	P23696-2 . 0
F4030.B27.066.Z04.02	48	66	27	50		2	10	4	0,88	4	
F4030.B27.080.Z05.02	62	80	27	50		2	10	5	1,29	5	
F4030.B27.080.Z06.02	62	80	27	50		2	10	6	1,06	6	
F4030.B32.100.Z07.02	82	100	32	50		2	10	7	2,47	7	

Pre-balanced tools | Bodies and assembly parts are included in the scope of delivery

D2

WALTER SELECT Stability of machine, workpiece and clamping arrangement → Very good = ☺ → Good = 😐 → Moderate = ☹

New addition to the product range = ☺ 😐 ☹ / ★

www.isotool.se
Tel. 044 - 24 55 70

Assembly parts

	Type	P23696-1 . 0	P23696-2 . 0
	Clamping screw for indexable insert Tightening torque	FS2081 (T15IP) 4 Nm	FS1495 (T20IP) 5 Nm

Accessories

	Type	P23696-1 . 0	P23696-2 . 0
	Torque screwdriver, analogue	FS2003	
	Torque screwdriver, digital	FS2248	
	Interchangeable blade	FS2014 (T15IP)	FS2015 (T20IP)
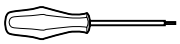	Screwdriver	FS1485 (T15IP)	FS1486 (T20IP)

Indexable inserts

	Designation	Tolerance class	Number of cutting edges	r mm	P HC WKP25S	P HC WKP35G	P HC WKP35S	P HC WPP35G	P HC WSP45G	M HC WSM35G	M HC WSP45G	K HC WKP25S	K HC WKP35G	K HC WKP35S	K HC WPP35G	S HC WSM35G	S HC WSP45G
	P23696-1.0	M	6	1,2	☺	😐	😐	😐	☹	😐	☹	😐	😐	😐	😐	😐	☹
	P23696-2.0	M	6	1,6	☺	😐	😐	😐	☹	😐	☹	😐	😐	😐	😐	😐	☹

HC = beschichtetes Hartmetall

D2

WALTER SELECT Stability of machine, workpiece and clamping arrangement → Very good = ☺ → Good = 😐 → Moderate = ☹

High-feed milling cutter

F4030 inch

Xtra·tec®



– f_z up to 3.5 mm
– 6 cutting edges per indexable insert

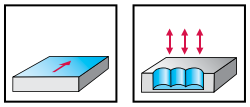

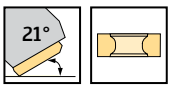

	P	M	K	N	S	H	O
F4030	●●	●●	●●		●●		

Tool

Designation	D_c inch	D_a inch	d_1 inch	l_4 inch	l_1 inch	L_c inch	a_r inch	Z	lbs	No. of inserts	Type
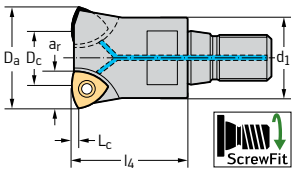 ScrewFit											
F4030.UT22.026.Z02.01	0,543	1,000	0,866	1,378		0,039	0,236	2	0,258	2	P23696-1 . 0
F4030.UT28.031.Z03.01	0,793	1,250	1,102	1,575		0,039	0,276	3	0,441	3	
F4030.UT36.038.Z03.01	1,043	1,500	1,417	1,575		0,039	0,276	3	0,772	3	
F4030.UT45.051.Z04.02	1,291	2,000	1,772	1,772		0,079	0,394	4	1,153	4	P23696-2 . 0
ScrewFit											
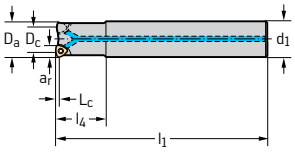 Cylindrical shank											
F4030.UZ19.026.Z02.01	0,543	1,000	0,750	2,000	8,000	0,039	0,276	2	0,948	2	P23696-1 . 0
F4030.UZ26.031.Z03.01	0,793	1,250	1,000	3,000	10,000	0,039	0,374	3	2,138	3	
F4030.UZ31.038.Z03.01	1,043	1,500	1,250	3,000	10,000	0,039	0,236	3	3,444	3	
Cylindrical shank											
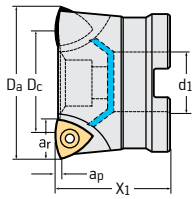 Shell mill mount DIN 138 transverse keyway											
F4030.UB19.051.Z05.01	1,543	2,000	0,750	1,575		0,039	0,276	5	1,299	5	P23696-1 . 0
F4030.UB26.064.Z05.02	1,791	2,500	1,000	1,969		0,079	0,394	5	1,556	5	P23696-2 . 0
F4030.UB26.076.Z05.02	2,173	3,000	1,000	1,969		0,079	0,394	5	2,436	5	
F4030.UB26.076.Z06.02	2,173	3,000	1,000	1,969		0,079	0,394	6	2,361	6	
F4030.UB26.076.Z07.02	2,173	3,000	1,000	1,969		0,079	0,394	7	1,956	7	
F4030.UB38.102.Z07.02	3,291	4,000	1,500	2,480		0,079	0,394	7	6,975	7	
Shell mill mount DIN 138 transverse keyway											

Pre-balanced tools | Bodies and assembly parts are included in the scope of delivery

D2

WALTER SELECT Stability of machine, workpiece and clamping arrangement → Very good = ☺ → Good = 😐 → Moderate = ☹

New addition to the product range = ☺ ☺ ☺ / ★

www.isotool.se
Tel. 044 - 24 55 70

Assembly parts

	Type	P23696-1 . 0	P23696-2 . 0
	Clamping screw for indexable insert Tightening torque	FS2081 (T15IP) 2,95 lbs	FS1495 (T20IP) 3,688 lbs
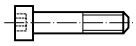	Clamping screw for arbour-mounted tools	FS1523	FS1523

Accessories

	Type	P23696-1 . 0	P23696-2 . 0
	Torque screwdriver, analogue	FS2004	
	Torque screwdriver, digital	FS2248	
	Interchangeable blade	FS2014 (T15IP)	FS2015 (T20IP)
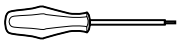	Screwdriver	FS1485 (T15IP)	FS1486 (T20IP)

Indexable inserts

	Designation	Tolerance class	Number of cutting edges	r inch	P HC WKP25S	P HC WKP35G	P HC WKP35S	P HC WPP35G	P HC WSP45G	M HC WSM35G	M HC WSP45G	K HC WKP25S	K HC WKP35G	K HC WKP35S	K HC WPP35G	S HC WSM35G	S HC WSP45G
	P23696-1.0	M	6	0,047	☻	☻	☻	☻	☻	☻	☻	☻	☻	☻	☻	☻	☻
	P23696-2.0	M	6	0,063	☻	☻	☻	☻	☻	☻	☻	☻	☻	☻	☻	☻	☻

HC = beschichtetes Hartmetall

D2

WALTER SELECT Stability of machine, workpiece and clamping arrangement → Very good = ☻ → Good = ☻ → Moderate = ☻

☻ ☻ ☻ / ★ = New addition to the product range

www.isotool.se
Tel. 044 - 24 55 70

High-feed milling cutter

F2330 mm



– f_z up to 3.5 mm
– 3 cutting edges per indexable insert

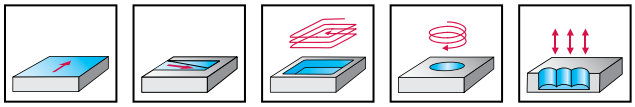

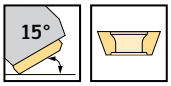

	P	M	K	N	S	H	O
F2330	●●	●●	●●		●●		

Tool

Designation	D_c mm	D_a mm	d_1 mm	l_4 mm	l_1 mm	L_c mm	a_r mm	Z	kg	No. of inserts	Type
ScrewFit											
F2330.T18.020.Z02.01	10	20	18,5	30		1	8	2	0,05	2	P2633 . R10 P26379-R10
F2330.T22.025.Z03.01	15	25	22	35		1	8	3	0,1	3	
F2330.T28.032.Z03.01,5	18	32	28	40		1,5	11	3	0,2	3	P2633 . R14 P26379-R14
F2330.T28.035.Z03.01,5	21	35	28	40		1,5	11	3	0,21	3	
F2330.T36.040.Z03.01,5	26	40	36	40		1,5	11	3	0,37	3	
F2330.T36.042.Z03.01,5	28	42	36	40		1,5	11	3	0,38	3	
Cylindrical shank											
F2330.Z20.020.Z02.01	10	20	20	30	200	1	8	2	0,45	2	P2633 . R10 P26379-R10
F2330.Z25.025.Z03.01	15	25	25	35	200	1	8	3	0,71	3	
F2330.Z32.032.Z03.01,5	18	32	32	40	250	1,5	11	3	1,48	3	P2633 . R14 P26379-R14
Shell mill mount DIN 138 transverse keyway											
F2330.B.052.Z03.02	32	52	22	40		2	16	3	0,36	3	P2633 . R25 P26379-R25
F2330.B.052.Z05.01,5	38	52	22	40		1,5	11	5	0,41	5	P2633 . R14 P26379-R14
F2330.B.066.Z04.02	46	66	27	50		2	16	4	0,67	4	P2633 . R25 P26379-R25
F2330.B.066.Z06.01,5	52	66	27	50		1,5	11	6	0,78	6	P2633 . R14 P26379-R14
F2330.B.085.Z05.02	65	85	27	50		2	16	5	1,01	5	P2633 . R25 P26379-R25
F2330.B.085.Z07.01,5	71	85	27	50		1,5	11	7	0,96	7	P2633 . R14 P26379-R14
F2330.B22.050.Z04.01,5	30	50	22	40		1,5	11	4	0,31	4	
F2330.B22.063.Z05.01,5	49	63	22	50		1,5	11	5	0,69	5	

The actual cutting edge diameter is 51.3 mm where D_a = 52 mm, 65.3 mm where D_a = 66 and 84.3 mm where D_a = 85 | *Da measured using P26325-R25 master insert with 0.8 mm radius | Bodies and assembly parts are included in the scope of delivery

D2

WALTER SELECT Stability of machine, workpiece and clamping arrangement → Very good = ☺ → Good = 😐 → Moderate = ☹

New addition to the product range = ☺ 😐 ☹ / ★

www.isotool.se
Tel. 044 - 24 55 70

Assembly parts

	Type	P2633 . R10	P2633 . R14	P2633 . R25
	Clamping screw for indexable insert Tightening torque	FS923 (T8) 0,8 Nm	FS359 (T15) 2,5 Nm	FS1030 (T20) 5 Nm

Accessories

	Type	P2633 . R10	P2633 . R14	P2633 . R25
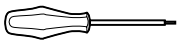	Screwdriver for indexable insert	FS230 (T8)	FS229 (T15)	FS228 (T20)
	Torque T-handle			FS2041
	Torque screwdriver, analogue	FS2001	FS2003	
	Torque screwdriver, digital	FS2248		
	Interchangeable blade	FS2007 (T8)	FS2009 (T15)	FS2044 (T20)

	Designation	Tolerance class	Number of cutting edges	r mm	P HC WKP25S	P HC WKP35G	P HC WKP35S	P HC WPP35G	P HC WSP45G	M HC WSM35G	M HC WSP45G	K HC WKP25S	K HC WKP35G	K HC WKP35S	K HC WPP35G	S HC WSM35G	S HC WSP45G
	P26335R10	M	3	0,8		☹	☹	😐	☹	☹	☹		☹	☹	😐	☹	☹
	P26337R10	M	3	0,8		☹	☹		☹		☹		☹	☹			☹
	P26339R10	M	3	0,8		☹	☹	😐	☹	☹	☹		☹	☹	😐	☹	☹
	P26379-R10	M	3	0,8					☹		☹						☹
	P26335R14	M	3	1,2	😊	☹	☹	😐	☹	☹	☹	😊	☹	☹	😐	☹	☹
	P26337R14	M	3	1,2		☹	☹	😐	☹		☹		☹	☹	😐		☹
	P26339R14	M	3	1,2		☹	☹	😐	☹	☹	☹		☹	☹	😐	☹	☹
	P26379-R14	M	3	1,2		☹	☹	😐	☹		☹		☹	☹	😐		☹
	P26335R25	M	3	2	😊	☹	☹	😐	☹	☹	☹	😊	☹	☹	😐	☹	☹
	P26337R25	M	3	2	😊	☹	☹	😐	☹		☹	😊	☹	☹	😐		☹
	P26339R25	M	3	2	😊	☹	☹	😐	☹	☹	☹	😊	☹	☹	😐	☹	☹
	P26379-R25	M	3	2		☹	☹	😐	☹		☹		☹	☹	😐		☹

HC = beschichtetes Hartmetall

D2

WALTER SELECT Stability of machine, workpiece and clamping arrangement → Very good = 😊 → Good = 😐 → Moderate = ☹

☹ 😐 😊 / ★ = New addition to the product range

www.isotool.se
Tel. 044 - 24 55 70

High-feed milling cutter

F2330 inch





– f_z up to 3.5 mm
– 3 cutting edges per indexable insert

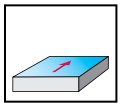

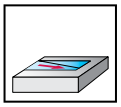

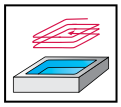

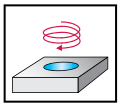

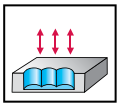

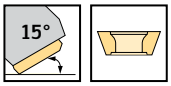

	P	M	K	N	S	H	O
F2330	●●	●●	●●		●●		

Tool

Designation	D_c inch	D_a inch	d_1 inch	l_4 inch	l_1 inch	L_c inch	a_r inch	Z	lbs	No. of inserts	Type
ScrewFit											
F2330.UT18.019.Z02.01	0,356	0,750	0,728	1,181		0,039	0,311	2	0,181	2	P2633 . R10 P26379-R10
F2330.UT22.026.Z03.01	0,606	1,000	0,866	1,378		0,039	0,311	3	0,276	3	
F2330.UT28.031.Z03.01.5	0,699	1,250	1,102	1,575		0,059	0,437	3	0,483	3	P2633 . R14 P26379-R14
F2330.UT36.038.Z03.01.5	0,949	1,500	1,417	1,575		0,059	0,437	3	0,809	3	
DIN 1835 B											
F2330.UW15.019.Z02.01	0,356	0,750	0,625	1,840	3,750	0,039	0,311	2	0,353	2	P2633 . R10 P26379-R10
F2330.UW19.026.Z03.01	0,606	1,000	0,750	2,087	4,130	0,039	0,311	3	0,522	3	
F2330.UW26.031.Z03.01,5	0,699	1,250	1,000	2,087	4,380	0,059	0,437	3	0,908	3	P2633 . R14 P26379-R14
F2330.UW31.038.Z03.01,5	0,949	1,500	1,250	2,087	4,380	0,059	0,437	3	0,750	3	
Cylindrical shank											
F2330.UZ15.019.Z02.01	0,356	0,750	0,625	2,000	8,000	0,039	0,311	2	0,802	2	P2633 . R10 P26379-R10
F2330.UZ19.026.Z03.01	0,606	1,000	0,750	2,000	8,000	0,039	0,311	3	1,078	3	
F2330.UZ26.031.Z03.01,5	0,699	1,250	1,000	3,000	10,000	0,059	0,437	3	1,984	3	P2633 . R14 P26379-R14
F2330.UZ31.038.Z03.01,5	0,949	1,500	1,250	3,000	10,000	0,059	0,437	3	3,219	3	
Shell mill mount DIN 138 transverse keyway											
F2330.UB19.051.Z05.01,5	1,562	2,000	0,750	1,575		0,059	0,437	5	1,118	5	P2633 . R14 P26379-R14
F2330.UB19.064.Z05.01,5	2,060	2,500	0,750	1,575		0,059	0,437	5	2,172	5	
F2330.UB26.064.Z04.02	2,060	2,500	1,000	1,969		0,079	0,634	4	1,587	4	P2633 . R25 P26379-R25
F2330.UB26.076.Z05.02	2,060	3,000	1,000	1,969		0,079	0,634	5	2,615	5	
F2330.UB26.076.Z06.01,5	2,060	3,000	1,000	1,969		0,059	0,437	6	2,681	6	P2633 . R14 P26379-R14
F2330.UB38.102.Z06.02	3,213	4,000	1,500	2,48		0,079	0,634	6	5,600	6	P2633 . R25 P26379-R25

Bodies and assembly parts are included in the scope of delivery

WALTER SELECT Stability of machine, workpiece and clamping arrangement → Very good = ☺ → Good = 😐 → Moderate = ☹

Assembly parts

	Type	P2633 . R10	P2633 . R14	P2633 . R25
	Clamping screw for indexable insert Tightening torque	FS923 (T8) 0,59 lbs	FS359 (T15) 1,844 lbs	FS1030 (T20) 3,688 lbs
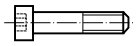	Clamping screw for arbour-mounted tools		FS1523	FS1519

Accessories

	Type	P2633 . R10	P2633 . R14	P2633 . R25
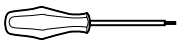	Screwdriver for indexable insert	FS230 (T8)	FS229 (T15)	FS228 (T20)
	Torque T-handle			FS2042
	Torque screwdriver, analogue	FS2002	FS2004	
	Torque screwdriver, digital	FS2248		
	Interchangeable blade	FS2007 (T8)	FS2009 (T15)	FS2044 (T20)

	Designation	Tolerance class	Number of cutting edges	r inch	P HC WKP25S	P HC WKP35G	P HC WKP35S	P HC WPP35G	P HC WSP45G	M HC WSM35G	M HC WSP45G	K HC WKP25S	K HC WKP35G	K HC WKP35S	K HC WPP35G	S HC WSM35G	S HC WSP45G
	P26335R10	M	3	0,031		☹	☹	☹	☹	☹	☹		☹	☹	☹	☹	☹
	P26337R10	M	3	0,031		☹	☹		☹		☹		☹	☹			☹
	P26339R10	M	3	0,031		☹	☹	☹	☹	☹	☹		☹	☹	☹	☹	☹
	P26379-R10	M	3	0,031					☹		☹						☹
	P26335R14	M	3	0,047	😐	☹	☹	☹	☹	☹	☹	😐	☹	☹	☹	☹	☹
	P26337R14	M	3	0,047		☹	☹	☹	☹		☹		☹	☹	☹		☹
	P26339R14	M	3	0,047		☹	☹	☹	☹	☹	☹		☹	☹	☹	☹	☹
	P26379-R14	M	3	0,047		☹	☹	☹	☹		☹		☹	☹	☹		☹
	P26335R25	M	3	0,079	😐	☹	☹	☹	☹	☹	☹	😐	☹	☹	☹	☹	☹
	P26337R25	M	3	0,079	😐	☹	☹	☹	☹		☹	😐	☹	☹	☹		☹
	P26339R25	M	3	0,079	😐	☹	☹	☹	☹	☹	☹	😐	☹	☹	☹	☹	☹
	P26379-R25	M	3	0,079		☹	☹	☹	☹		☹		☹	☹	☹		☹

HC = beschichtetes Hartmetall

D2

WALTER SELECT Stability of machine, workpiece and clamping arrangement → Very good = ☺ → Good = 😐 → Moderate = ☹

☺ 😐 ☹ / ★ = New addition to the product range

www.isotool.se
Tel. 044 - 24 55 70

Shoulder milling cutters

M5130 mm

AC .. 0602 .. R

Xtra·tec® XT



– 2 cutting edges per indexable insert

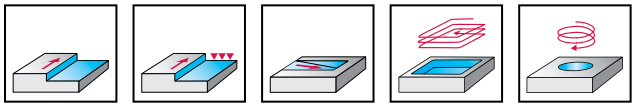

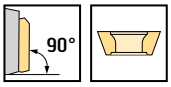

	P	M	K	N	S	H	O
M5130	●●	●●	●●	●●	●●	●	●

Tool

Designation	D_c mm	d_1 mm	l_4 mm	l_1 mm	L_c mm	Z	kg	No. of inserts	Type
M5130-010-T09-02-05	10	9,7	20		5	2	0,02	2	AC .. 0602 .. R
M5130-012-T09-03-05	12	9,7	20		5	3	0,02	3	
M5130-016-T14-03-05	16	14,5	25		5	3	0,04	3	
M5130-016-T14-04-05	16	14,5	25		5	4	0,04	4	
M5130-020-T18-04-05	20	18,5	25		5	4	0,05	4	
M5130-020-T18-05-05	20	18,5	25		5	5	0,06	5	
M5130-025-T22-05-05	25	22	30		5	5	0,11	5	
M5130-025-T22-07-05	25	22	30		5	7	0,1	7	
M5130-032-T28-06-05	32	28	35		5	6	0,19	6	
M5130-032-T28-08-05	32	28	35		5	8	0,2	8	
M5130-040-T36-07-05	40	36	35		5	7	0,34	7	
M5130-040-T36-10-05	40	36	35		5	10	0,35	10	

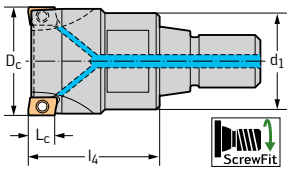

ScrewFit

Designation	D_c mm	d_1 mm	l_4 mm	l_1 mm	L_c mm	Z	kg	No. of inserts	Type
M5130-010-TC06-02-05	10	9,7	20		5	2	0,02	2	AC .. 0602 .. R
M5130-012-TC06-03-05	12	9,7	20		5	3	0,02	3	
M5130-016-TC08-03-05	16	14,5	25		5	3	0,04	3	
M5130-016-TC08-04-05	16	14,5	25		5	4	0,04	4	
M5130-020-TC10-04-05	20	18,5	25		5	4	0,06	4	
M5130-020-TC10-05-05	20	18,5	25		5	5	0,06	5	
M5130-025-TC12-05-05	25	22	30		5	5	0,1	5	
M5130-025-TC12-07-05	25	22	30		5	7	0,1	7	
M5130-032-TC16-06-05	32	28	35		5	6	0,19	6	
M5130-032-TC16-08-05	32	28	35		5	8	0,2	8	
M5130-040-TC16-07-05	40	28	35		5	7	0,24	7	
M5130-040-TC16-10-05	40	28	35		5	10	0,27	10	

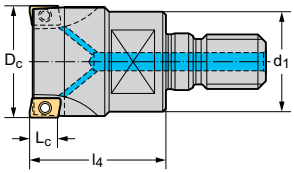

Cylindrical modular

Designation	D_c mm	d_1 mm	l_4 mm	l_1 mm	L_c mm	Z	kg	No. of inserts	Type
M5130-010-W10-02-05	10	10	16	60	5	2	0,03	2	AC .. 0602 .. R
M5130-010-W16-02-05	10	16	30	80	5	2	0,09	2	
M5130-012-W12-03-05	12	12	19	65	5	3	0,05	3	
M5130-012-W16-03-05	12	16	30	80	5	3	0,09	3	
M5130-016-W16-03-05	16	16	21	70	5	3	0,09	3	
M5130-016-W16-04-05	16	16	21	70	5	4	0,11	4	
M5130-020-W20-04-05	20	20	24	75	5	4	0,16	4	
M5130-020-W20-05-05	20	20	24	75	5	5	0,16	5	
M5130-025-W25-05-05	25	25	26	85	5	5	0,3	5	
M5130-025-W25-07-05	25	25	26	85	5	7	0,29	7	

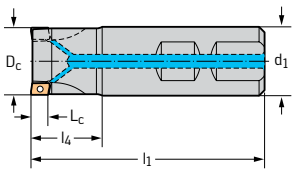

DIN 1835 B

Bodies and assembly parts are included in the scope of delivery

D 2

WALTER SELECT Stability of machine, workpiece and clamping arrangement → Very good = ☺ → Good = 😐 → Moderate = ☹

New addition to the product range = ☺ 😐 ☹ / ★

www.isotool.se
Tel. 044 - 24 55 70

Assembly parts

	D_c [mm]	10–63
	Clamping screw for indexable insert Tightening torque	FS2560 (T6IP) 0,5 Nm

Accessories

	D_c [mm]	10	12	14–63	16	20	25	32	40
	Torque screwdriver, analogue	FS2001							
	Interchangeable blade	SD2001-6IP (T6IP)							
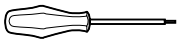	Screwdriver	SD1001-6IP (T6IP)							

Indexable inserts

	Designation	Tolerance class	Number of cutting edges	r mm	b mm	P HC WKP25S	P HC WKP35G	P HC WKP35S	P HC WPP35G	P HC WSP45G	M HC WSM35G	M HC WSP45G	K HC WAK15	K HC WKK25G	K HC WKP25S	K HC WKP35G	K HC WKP35S	K HC WPP35G	N HC WXN15	N HW WK10	S HC WSM35G	S HC WSP45G
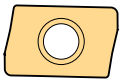	ACGT060204R-G65	G	2	0,4	0,9					😣	😐	😣									😐	😣
	ACGT060204R-M85	G	2	0,4	0,9														😀	😐		
	ACMT060202R-G55	M	2	0,2	1		😐			😣		😣				😐						😣
	ACMT060204R-G55	M	2	0,4	0,9	😀	😐	😐	😐	😣	😐	😣	😀	😐	😐	😐	😐	😐			😐	😣
	ACMT060208R-G55	M	2	0,8	0,8		😐	😐	😐	😣		😣				😐	😐	😐				😣
	ACMT060212R-G55	M	2	1,2	0,6		😐			😣		😣				😐						😣
	ACMT060216R-G55	M	2	1,6	0,1		😐			😣		😣				😐						😣
	ACMT060204R-K55	M	2	0,4	0,9		😀			😐	😀	😐				😐					😀	😐

HC = beschichtetes Hartmetall
HW = unbeschichtetes Hartmetall

D2

WALTER SELECT Stability of machine, workpiece and clamping arrangement → Very good = 😀 → Good = 😐 → Moderate = 😣

😀 😐 😣 / ★ = New addition to the product range

www.isotool.se
Tel. 044 - 24 55 70

Shoulder milling cutters

M5130 mm

AC .. 0602 .. R

Xtra·tec® XT



– 2 cutting edges per indexable insert

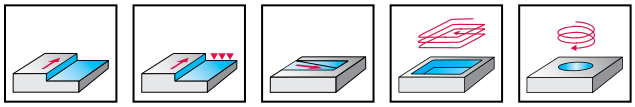

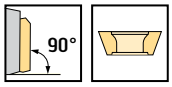

	P	M	K	N	S	H	O
M5130	●●	●●	●●	●●	●●	●	●

Tool

Designation	D_c mm	d_1 mm	l_4 mm	l_1 mm	L_c mm	Z	kg	No. of inserts	Type
M5130-010-A10-02-05	10	10	16	60	5	2	0,03	2	AC .. 0602 .. R
M5130-010-A16-02-05	10	16	30	80	5	2	0,1	2	
M5130-012-A12-03-05	12	12	19	70	5	3	0,05	3	
M5130-012-A16-03-05	12	16	30	80	5	3	0,11	3	
M5130-014-A16-03-05	14	16	30	80	5	3	0,12	3	
M5130-016-A16-03-05	16	16	21	90	5	3	0,12	3	
M5130-016-A16-04-05	16	16	21	90	5	4	0,13	4	
M5130-018-A16-03-05	18	16	21	90	5	3	0,13	3	
M5130-020-A20-04-05	20	20	24	110	5	4	0,24	4	
M5130-020-A20-05-05	20	20	24	110	5	5	0,24	5	
M5130-022-A20-04-05	22	20	24	110	5	4	0,26	4	
M5130-025-A25-05-05	25	25	26	120	5	5	0,42	5	
M5130-025-A25-07-05	25	25	26	120	5	7	0,42	7	

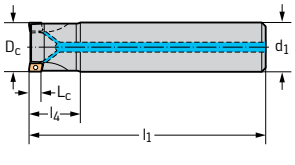

Cylindrical shank

Designation	D_c mm	d_1 mm	l_4 mm	l_1 mm	L_c mm	Z	kg	No. of inserts	Type
M5130-032-B16-06-05	32	16	40		5	6	0,14	6	AC .. 0602 .. R
M5130-032-B16-08-05	32	16	40		5	8	0,14	8	
M5130-040-B16-07-05	40	16	40		5	7	0,24	7	
M5130-040-B16-10-05	40	16	40		5	10	0,27	10	
M5130-050-B22-09-05	50	22	40		5	9	0,53	9	
M5130-050-B22-12-05	50	22	40		5	12	0,53	12	
M5130-063-B22-11-05	63	22	40		5	11	0,76	11	
M5130-063-B22-14-05	63	22	40		5	14	0,69	14	

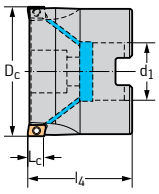

Shell mill mount DIN 138 transverse keyway

Bodies and assembly parts are included in the scope of delivery

D2

WALTER SELECT Stability of machine, workpiece and clamping arrangement → Very good = ☺ → Good = 😐 → Moderate = ☹

New addition to the product range = ☺ 😐 ☹ / ★

www.isotool.se
Tel. 044 - 24 55 70

Assembly parts

	D_c [mm]	10–63
	Clamping screw for indexable insert Tightening torque	FS2560 (T6IP) 0,5 Nm

Accessories

	D_c [mm]	10	12	14–63	16	20	25	32	40
	***	FS2001							
	Interchangeable blade	SD2001-6IP (T6IP)							
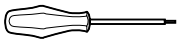	Screwdriver	SD1001-6IP (T6IP)							

Indexable inserts

	Designation	Tolerance class	Number of cutting edges	r mm	b mm	P HC WKP25S	P HC WKP35G	P HC WKP35S	P HC WPP35G	P HC WSP45G	M HC WSM35G	M HC WSP45G	K HC WAK15	K HC WKK25G	K HC WKP25S	K HC WKP35G	K HC WKP35S	K HC WPP35G	N HC WXN15	N HW WK10	S HC WSM35G	S HC WSP45G
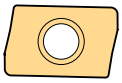	ACGT060204R-G65	G	2	0,4	0,9					✗	😐	✗									😐	✗
	ACGT060204R-M85	G	2	0,4	0,9														😊	😐		
	ACMT060202R-G55	M	2	0,2	1		😐			✗		✗				😐						✗
	ACMT060204R-G55	M	2	0,4	0,9	😊	😐	😐	😐	✗	😐	✗	😊	😐	😐	😐	😐	😐			😐	✗
	ACMT060208R-G55	M	2	0,8	0,8		😐	😐	😐	✗		✗				😐	😐	😐				✗
	ACMT060212R-G55	M	2	1,2	0,6		😐			✗		✗				😐						✗
	ACMT060216R-G55	M	2	1,6	0,1		😐			✗		✗				😐						✗
	ACMT060204R-K55	M	2	0,4	0,9		😊			😐	😊	😐				😐					😊	😐

HC = beschichtetes Hartmetall
HW = unbeschichtetes Hartmetall

D2

WALTER SELECT Stability of machine, workpiece and clamping arrangement → Very good = 😊 → Good = 😐 → Moderate = ✗

😊 😐 ✗ / ★ = New addition to the product range

www.isotool.se
Tel. 044 - 24 55 70

Shoulder milling cutters

M5130 inch

AC .. 0602 .. R

Xtra·tec® XT



– 2 cutting edges per indexable insert

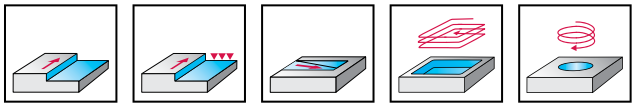

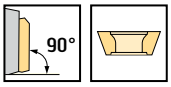

	P	M	K	N	S	H	O
M5130	●●	●●	●●	●●	●●	●	●

Tool

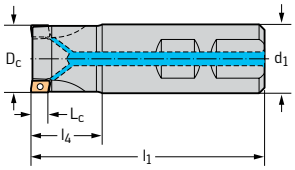

DIN 1835 B

Designation	D_c inch	d_1 inch	l_4 inch	l_1 inch	L_c inch	Z	lbs	No. of inserts	Type
M5130.013-W13-03-05	0,500	0,500	0,700	2,281	0,197	3	0,108	3	AC .. 0602 .. R
M5130.015-W15-04-05	0,625	0,625	0,750	2,656	0,197	4	0,198	4	
M5130.019-W19-04-05	0,750	0,750	0,945	2,781	0,197	4	0,300	4	
M5130.019-W19-05-05	0,750	0,750	0,945	2,781	0,197	5	0,302	5	
M5130.026-W26-05-05	1,000	1,000	1,000	3,281	0,197	5	0,626	5	

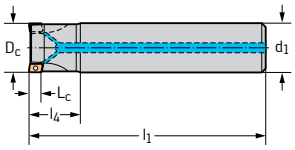

Cylindrical shank

Designation	D_c inch	d_1 inch	l_4 inch	l_1 inch	L_c inch	Z	lbs	No. of inserts	Type
M5130.013-A13-03-05	0,500	0,500	0,750	2,531	0,197	3	0,119	3	AC .. 0602 .. R
M5130.015-A15-03-05	0,625	0,625	0,750	3,566	0,197	3	0,315	3	
M5130.015-A15-04-05	0,625	0,625	0,750	3,566	0,197	4	0,278	4	
M5130.019-A19-04-05	0,750	0,750	1,000	4,250	0,197	4	0,461	4	
M5130.019-A19-05-05	0,750	0,750	1,000	4,250	0,197	5	0,463	5	
M5130.026-A26-05-05	1,000	1,000	1,000	4,750	0,197	5	0,963	5	
M5130.026-A26-07-05	1,000	1,000	1,000	4,750	0,197	7	0,963	7	

Bodies and assembly parts are included in the scope of delivery

D 2

WALTER SELECT Stability of machine, workpiece and clamping arrangement → Very good = ☺ → Good = 😐 → Moderate = ☹

New addition to the product range = ☻ ☻ ☻ / ★

www.isotool.se
Tel. 044 - 24 55 70

Assembly parts

	D_c [inch]	0,5–1
	Clamping screw for indexable insert Tightening torque	FS2560 (T6IP) 0,369 lbs

Accessories

	D_c [inch]	0,5–1
	Torque screwdriver, analogue	FS2002
	Interchangeable blade	SD2001-6IP (T6IP)
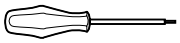	Screwdriver	SD1001-6IP (T6IP)

Indexable inserts

	Designation	Tolerance class	Number of cutting edges	r inch	b inch	P HC WKP25S	P HC WKP35G	P HC WKP35S	P HC WPP35G	P HC WSP45G	M HC WSM35G	M HC WSP45G	K HC WAK15	K HC WKK25G	K HC WKP25S	K HC WKP35G	K HC WKP35S	K HC WPP35G	N HC WXN15	N HW WK10	S HC WSM35G	S HC WSP45G
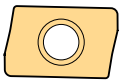	ACGT060204R-G65	G	2	0,016	0,035					☠	😐	☠									😐	☠
	ACGT060204R-M85	G	2	0,016	0,035														🙂	😐		
	ACMT060202R-G55	M	2	0,008	0,039		😐			☠		☠				😐						☠
	ACMT060204R-G55	M	2	0,016	0,035	🙂	😐	😐	😐	☠	😐	☠	🙂	😐	😐	😐	😐	😐			😐	☠
	ACMT060208R-G55	M	2	0,031	0,031		😐	😐	😐	☠		☠				😐	😐	😐				☠
	ACMT060212R-G55	M	2	0,047	0,022		😐			☠		☠				😐						☠
	ACMT060216R-G55	M	2	0,063	0,002		😐			☠		☠				😐						☠
	ACMT060204R-K55	M	2	0,016	0,035		🙂			😐	🙂	😐				😐					🙂	😐

HC = beschichtetes Hartmetall
HW = unbeschichtetes Hartmetall

D2

WALTER SELECT Stability of machine, workpiece and clamping arrangement → Very good = 🙂 → Good = 😐 → Moderate = ☠

☻ 😐 ☠ / ★ = New addition to the product range

www.isotool.se
Tel. 044 - 24 55 70

Shoulder milling cutters

M5130 mm

BC .. 0903 .. R

Xtra·tec® XT



– 2 cutting edges per indexable insert

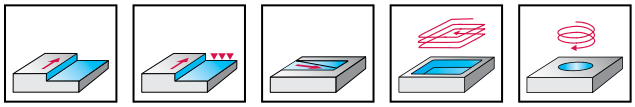

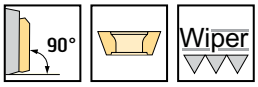

	P	M	K	N	S	H	O
M5130	●●	●●	●●	●●	●●	●●	●

Tool

	Designation	D_c mm	d_1 mm	l_4 mm	l_1 mm	L_c mm	Z	kg	No. of inserts	Type
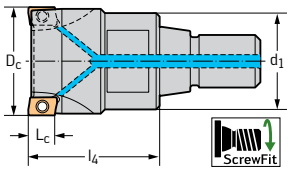 ScrewFit	M5130-016-T14-02-09	16	14,5	25		9	2	0,03	2	BC .. 0903 .. R
	M5130-020-T18-02-09	20	18,5	30		9	2	0,05	2	
	M5130-020-T18-03-09	20	18,5	30		9	3	0,05	3	
	M5130-025-T22-03-09	25	22	35		9	3	0,09	3	
	M5130-025-T22-04-09	25	22	35		9	4	0,11	4	
	M5130-032-T28-04-09	32	28	40		9	4	0,18	4	
	M5130-032-T28-05-09	32	28	40		9	5	0,19	5	
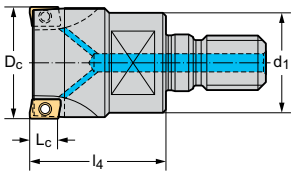 Cylindrical modular	M5130-016-TC08-02-09	16	14,5	25		9	2	0,04	2	BC .. 0903 .. R
	M5130-020-TC10-02-09	20	18,5	30		9	2	0,05	2	
	M5130-020-TC10-03-09	20	18,5	30		9	3	0,06	3	
	M5130-025-TC12-03-09	25	22	35		9	3	0,1	3	
	M5130-025-TC12-04-09	25	22	35		9	4	0,09	4	
	M5130-032-TC16-04-09	32	28	40		9	4	0,17	4	
	M5130-032-TC16-05-09	32	28	40		9	5	0,18	5	
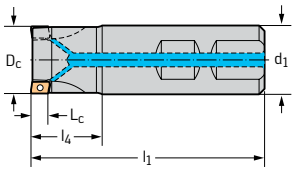 DIN 1835 B	M5130-016-W16-02-09	16	16	41	90	9	2	0,12	2	BC .. 0903 .. R
	M5130-020-W20-02-09	20	20	39	90	9	2	0,18	2	
	M5130-020-W20-03-09	20	20	39	90	9	3	0,18	3	
	M5130-025-W25-04-09	25	25	43	100	9	4	0,31	4	
	M5130-032-W32-05-09	32	32	49	110	9	5	0,59	5	
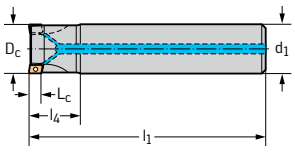 Cylindrical shank	M5130-016-A16-02-09	16	16	41	180	9	2	0,25	2	BC .. 0903 .. R
	M5130-018-A16-02-09	18	16	41	180	9	2	0,27	2	
	M5130-020-A20-02-09	20	20	39	200	9	2	0,44	2	
	M5130-020-A20-03-09	20	20	39	200	9	3	0,44	3	
	M5130-022-A20-03-09	22	20	39	200	9	3	0,48	3	
	M5130-025-A25-03-09	25	25	43	200	9	3	0,73	3	
	M5130-025-A25-04-09	25	25	43	200	9	4	0,68	4	
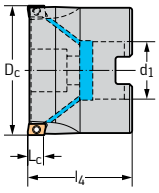 Shell mill mount DIN 138 transverse keyway	M5130-032-B16-03-09	32	16	40		9	3	0,25	3	BC .. 0903 .. R
	M5130-032-B16-06-09	32	16	40		9	6	0,12	6	
	M5130-040-B16-04-09	40	16	40		9	4	0,32	4	
	M5130-040-B16-06-09	40	16	40		9	6	0,21	6	
	M5130-040-B16-07-09	40	16	40		9	7	0,35	7	
	M5130-050-B22-05-09	50	22	40		9	5	0,32	5	
	M5130-050-B22-07-09	50	22	40		9	7	0,49	7	

Bodies and assembly parts are included in the scope of delivery

WALTER SELECT Stability of machine, workpiece and clamping arrangement → Very good = ☺ → Good = 😐 → Moderate = ☹

www.isotool.se
Tel. 044 - 24 55 70

Assembly parts

	D_c [mm]	16–63
	Clamping screw for indexable insert Tightening torque	FS2576 (T8IP) 1,2 Nm

Accessories

	D_c [mm]	16	18–63	20	25	32
	Torque screwdriver, analogue			FS2001		
	Torque screwdriver, digital			FS2248		
	Interchangeable blade			FS2012 (T8IP)		
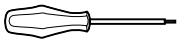	Screwdriver			FS1483 (T8IP)		

Indexable inserts

	Designation	Tolerance class	Number of cutting edges	P HC WHH15X	P HC WKP25S	P HC WKP35G	P HC WKP35S	P HC WPM15G	P HC WPP35G	P HC WSP45G	P HC WXM15	M HC WPM15G	M HC WSM35G	M HC WSM45X	M HC WSP45G	M HC WXM15	K HC WAK15	K HC WHH15X	K HC WKK25G	K HC WKP25S	K HC WKP35G	K HC WKP35S	K HC WPM15G	K HC WPP35G	K HC WXM15	N DP WDN20	N HC WXN15	N HW WK10	S HC WSM35G	S HC WSM45X	S HC WSP45G	H HC WHH15X
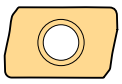	BCGT090304R-B85	G	1																													
	BCGT090304R-G55	G	2			●	●			●			●		●						●	●							●		●	
	BCGT090304R-K85	G	2																							●	●					
	BCMT090302R-G55	M	2			●	●		●	●					●						●	●		●						●		
	BCMT090304R-G55	M	2		●	●	●			●			●	●	●		●		●	●	●	●							●	●	●	
	BCMT090308R-G55	M	2			●	●		●	●				●	●						●	●		●							●	●	
	BCMT090312R-G55	M	2			●	●			●					●						●	●									●	
	BCMT090316R-G55	M	2			●	●			●				●	●						●	●								●	●	
	BCMT090320R-G55	M	2			●	●			●				●	●						●	●								●	●	
	BCMT090304R-F55	M	2		●	●	●		●	●				●	●		●		●	●	●	●		●						●	●	
	BCMT090304R-K55	M	2			●	●			●			●		●						●	●							●		●	
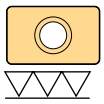	BCGX0903PDR-G55	G	2	●				●			●	●				●	●	●					●		●								●

If the corner radius r = 1.6 mm or above, the corner area of the body must be reworked.
R (body) = r (indexable insert) – 1 mm
BCGX0903PDR-G55 wiper insert only in combination with BCGT090304R-G55

HC = Coated carbide
DP = Polycrystalline diamond
HW = Uncoated carbide

D2

WALTER SELECT Stability of machine, workpiece and clamping arrangement → Very good = ● → Good = ● → Moderate = ●

● ● ● / ★ = New addition to the product range

www.isotool.se
Tel. 044 - 24 55 70

Shoulder milling cutters

M5130 mm

BC .. 0903 .. R

Xtra·tec® XT



– 2 cutting edges per indexable insert

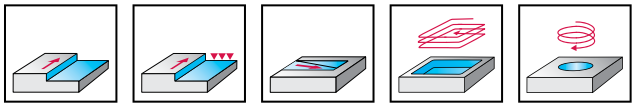

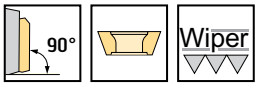

	P	M	K	N	S	H	O
M5130	●●	●●	●●	●●	●●	●●	●

Tool

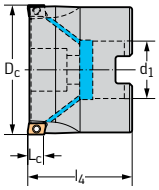

Shell mill mount DIN 138 transverse keyway

Designation	D_c mm	d_1 mm	l_4 mm	l_1 mm	L_c mm	Z	kg	No. of inserts	Type
M5130-050-B22-08-09	50	22	40		9	8	0,48	8	BC .. 0903 .. R
M5130-063-B22-07-09	63	22	40		9	7	0,63	7	
M5130-063-B22-11-09	63	22	40		9	11	0,64	11	

Bodies and assembly parts are included in the scope of delivery

D 2

WALTER SELECT Stability of machine, workpiece and clamping arrangement → Very good = ☺ → Good = 😐 → Moderate = ☹

New addition to the product range = ☺ 😐 ☹ / ★

www.isotool.se
Tel. 044 - 24 55 70

Assembly parts

	D_c [mm]	16–63
	Clamping screw for indexable insert Tightening torque	FS2576 (T8IP) 1,2 Nm

Accessories

	D_c [mm]	16	18–63	20	25	32
	Torque screwdriver, analogue			FS2001		
	Torque screwdriver, digital			FS2248		
	Interchangeable blade			FS2012 (T8IP)		
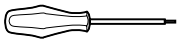	Screwdriver			FS1483 (T8IP)		

Indexable inserts

	Designation	Tolerance class	Number of cutting edges	P HC WHH15X	P HC WKP25S	P HC WKP35G	P HC WKP35S	P HC WPM15G	P HC WPP35G	P HC WSP45G	P HC WXM15	M HC WPM15G	M HC WSM35G	M HC WSM45X	M HC WSP45G	M HC WXM15	K HC WAK15	K HC WHH15X	K HC WKK25G	K HC WKP25S	K HC WKP35G	K HC WKP35S	K HC WPM15G	K HC WPP35G	K HC WXM15	N DP WDN20	N HC WXN15	N HW WK10	S HC WSM35G	S HC WSM45X	S HC WSP45G	H HC WHH15X
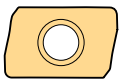	BCGT090304R-B85	G	1																													
	BCGT090304R-G55	G	2			●	●			●			●		●						●	●							●		●	
	BCGT090304R-K85	G	2																							●	●					
	BCMT090302R-G55	M	2			●	●		●	●					●						●	●		●						●		
	BCMT090304R-G55	M	2		●	●	●			●			●	●	●		●		●	●	●	●							●	●	●	
	BCMT090308R-G55	M	2			●	●		●	●				●	●						●	●		●							●	●	
	BCMT090312R-G55	M	2			●	●			●					●						●	●									●	
	BCMT090316R-G55	M	2			●	●			●				●	●						●	●								●	●	
	BCMT090320R-G55	M	2			●	●			●				●	●						●	●								●	●	
	BCMT090304R-F55	M	2		●	●	●		●	●				●	●		●		●	●	●	●		●						●	●	
	BCMT090304R-K55	M	2			●	●			●			●		●						●	●							●		●	
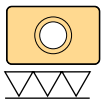	BCGX0903PDR-G55	G	2	●				●			●	●				●	●	●					●		●								●

If the corner radius r = 1.6 mm or above, the corner area of the body must be reworked.
R (body) = r (indexable insert) – 1 mm
BCGX0903PDR-G55 wiper insert only in combination with BCGT090304R-G55

HC = Coated carbide
DP = Polycrystalline diamond
HW = Uncoated carbide

D2

WALTER SELECT Stability of machine, workpiece and clamping arrangement → Very good = ● → Good = ● → Moderate = ●

● ● ● / ★ = New addition to the product range

www.isotool.se
Tel. 044 - 24 55 70

Shoulder milling cutters

M5130 inch

BC .. 0903 .. R

Xtra·tec® XT



– 2 cutting edges per indexable insert

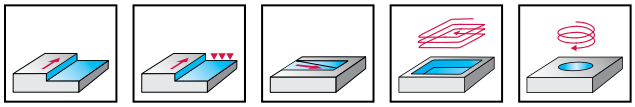

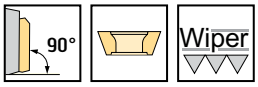

	P	M	K	N	S	H	O
M5130	●●	●●	●●	●●	●●	●	●

Tool

Designation	D_c inch	d_1 inch	l_4 inch	l_1 inch	L_c inch	Z	lbs	No. of inserts	Type
ScrewFit									
M5130.019-T18-03-09	0,750	0,728	1,181		0,354	3	0,117	3	BC .. 0903 .. R
M5130.026-T22-04-09	1,000	0,866	1,378		0,354	4	0,218	4	
M5130.031-T28-04-09	1,250	1,102	1,378		0,354	4	0,357	4	
M5130.038-T36-07-09	1,500	1,417	1,575		0,354	7	0,730	7	
DIN 1835 B									
M5130.013-W15-01-09	0,500	0,625	0,827	2,732	0,354	1	0,185	1	BC .. 0903 .. R
M5130.015-W15-02-09	0,625	0,625	0,945	2,851	0,354	2	0,227	2	
M5130.019-W19-03-09	0,750	0,750	1,535	3,567	0,354	3	0,351	3	
M5130.026-W26-03-09	1,000	1,000	1,181	3,462	0,354	3	0,624	3	
M5130.026-W26-04-09	1,000	1,000	1,181	3,462	0,354	4	0,626	4	
M5130.031-W31-05-09	1,250	1,250	1,417	3,698	0,354	5	1,071	5	
M5130.038-W31-06-09	1,500	1,250	1,417	3,698	0,354	6	1,102	6	
Cylindrical shank									
M5130.013-A15-01-09	0,500	0,625	1,250	6,250	0,354	1	0,465	1	BC .. 0903 .. R
M5130.015-A15-02-09	0,625	0,625	1,630	7,000	0,354	2	0,54	2	
M5130.019-A19-02-09	0,750	0,750	1,630	8,000	0,354	2	0,866	2	
M5130.019-A19-03-09	0,750	0,750	1,630	8,000	0,354	3	0,869	3	
M5130.026-A26-03-09	1,000	1,000	1,750	8,000	0,354	3	1,583	3	
M5130.026-A26-04-09	1,000	1,000	1,750	8,000	0,354	4	1,594	4	
Shell mill mount DIN 138 transverse keyway									
M5130.038-B19-04-09	1,500	0,750	1,575		0,354	4	0,337	4	BC .. 0903 .. R
M5130.038-B19-07-09	1,500	0,750	1,575		0,354	7	0,39	7	
M5130.051-B19-05-09	2,000	0,750	1,575		0,354	5	0,756	5	
M5130.051-B19-08-09	2,000	0,750	1,575		0,354	8	0,809	8	

Bodies and assembly parts are included in the scope of delivery

D 2

WALTER SELECT Stability of machine, workpiece and clamping arrangement → Very good = ☺ → Good = 😐 → Moderate = ☹

New addition to the product range = ☺ 😐 ☹ / ★

www.isotool.se
Tel. 044 - 24 55 70

Assembly parts

	D_c [inch]	0,5–1,25	1,5–2
	Clamping screw for indexable insert Tightening torque	FS2576 (T8IP) 0,885 lbs	FS2576 (T8IP) 0,885 lbs
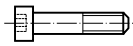	Clamping screw for arbour-mounted tools		FS1523

Accessories

	D_c [inch]	0,5–2	0,75	1	1,25	1,5
	Torque screwdriver, analogue	FS2002				
	Torque screwdriver, digital	FS2248				
	Interchangeable blade	FS2012 (T8IP)				
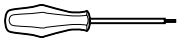	Screwdriver	FS1483 (T8IP)				

Indexable inserts

	Designation	Tolerance class	Number of cutting edges	P HC WHH15X	P HC WKP25S	P HC WKP35G	P HC WKP35S	P HC WPM15G	P HC WPP35G	P HC WSP45G	P HC WXM15	M HC WPM15G	M HC WSM35G	M HC WSM45X	M HC WSP45G	M HC WXM15	K HC WAK15	K HC WHH15X	K HC WKK25G	K HC WKP25S	K HC WKP35G	K HC WKP35S	K HC WPM15G	K HC WPP35G	K HC WXM15	N DP WDN20	N HC WXN15	N HW WK10	S HC WSM35G	S HC WSM45X	S HC WSP45G	H HC WHH15X
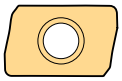	BCGT090304R-B85	G	1																													
	BCGT090304R-G55	G	2			☺	☺			☹			☺		☹						☺	☺							☺		☹	
	BCGT090304R-K85	G	2																							☺	☺						
	BCMT090302R-G55	M	2			☺	☺		☺	☹					☹						☺	☺		☹							☹	
	BCMT090304R-G55	M	2		☺	☺	☺			☹			☺	☹	☹		☺		☺	☺	☺	☺							☺	☹	☹	
	BCMT090308R-G55	M	2			☺	☺		☺	☹				☹	☹						☺	☺		☹						☹	☹	
	BCMT090312R-G55	M	2			☺	☺			☹					☹						☺	☺									☹	
	BCMT090316R-G55	M	2			☺	☺			☹				☹	☹						☺	☺								☹	☹	
	BCMT090320R-G55	M	2			☺	☺			☹				☹	☹						☺	☺								☹	☹	
	BCMT090304R-F55	M	2		☺	☺	☺		☺	☹				☹	☹		☺		☺	☺	☺	☺		☺						☹	☹	
	BCMT090304R-K55	M	2			☺	☺			☺			☺		☺						☺	☺							☺		☺	
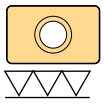	BCGX0903PDR-G55	G	2	☺				☺			☺	☺				☺	☺	☺					☺		☺								☺

If the corner radius r = 1.6 mm or above, the corner area of the body must be reworked.
R (body) = r (indexable insert) – 1 mm
BCGX0903PDR-G55 wiper insert only in combination with BCGT090304R-G55

HC = Coated carbide
DP = Polycrystalline diamond
HW = Uncoated carbide

D2

WALTER SELECT Stability of machine, workpiece and clamping arrangement → Very good = ☺ → Good = 😐 → Moderate = ☹

☺ 😐 ☹ / ★ = New addition to the product range

www.isotool.se
Tel. 044 - 24 55 70

Shoulder milling cutters

M5130 mm

BC .. 1204 .. R

Xtra·tec® XT



– 2 cutting edges per indexable insert

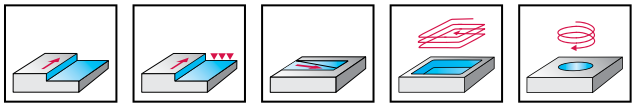

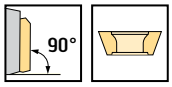

	P	M	K	N	S	H	O
M5130	●●	●●	●●	●●	●●	●	●

Tool	Designation	D_c mm	d_1 mm	l_4 mm	l_1 mm	L_c mm	Z	kg	No. of inserts	Type
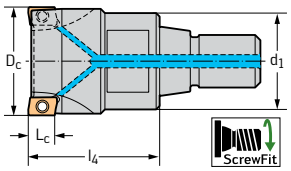 ScrewFit	M5130-025-T22-03-12	25	22	35		12	3	0,1	3	BC .. 1204 .. R
	M5130-032-T28-03-12	32	28	40		12	3	0,17	3	
	M5130-032-T28-04-12	32	28	40		12	4	0,18	4	
	M5130-040-T36-03-12	40	36	40		12	3	0,31	3	
	M5130-040-T36-05-12	40	36	40		12	5	0,32	5	
	M5130-040-T36-06-12	40	36	40		12	6	0,32	6	
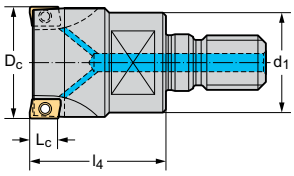 Cylindrical modular	M5130-025-TC12-03-12	25	22	35		12	3	0,1	3	BC .. 1204 .. R
	M5130-032-TC16-03-12	32	28	40		12	3	0,16	3	
	M5130-032-TC16-04-12	32	28	40		12	4	0,17	4	
	M5130-040-TC16-03-12	40	28	40		12	3	0,21	3	
	M5130-040-TC16-06-12	40	28	40		12	6	0,22	6	
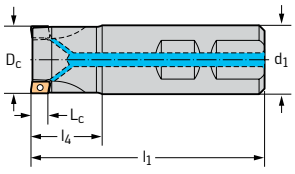 DIN 1835 B	M5130-025-W25-03-12	25	25	43	100	12	3	0,3	3	BC .. 1204 .. R
	M5130-032-W32-03-12	32	32	49	110	12	3	0,53	3	
	M5130-032-W32-04-12	32	32	49	110	12	4	0,56	4	
	M5130-040-W32-05-12	40	32	49	110	12	5	0,65	5	
	M5130-040-W32-06-12	40	32	49	110	12	6	0,68	6	
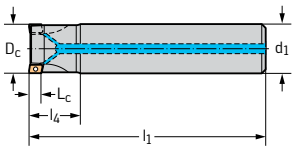 Cylindrical shank	M5130-022-A20-02-12	22	20	38	200	12	2	0,45	2	BC .. 1204 .. R
	M5130-025-A25-02-12	25	25	38	200	12	2	0,71	2	
	M5130-025-A25-03-12	25	25	38	200	12	3	0,68	3	
	M5130-032-A32-03-12	32	32	39	250	12	3	1,44	3	
	M5130-032-A32-04-12	32	32	39	250	12	4	1,42	4	
	M5130-040-A32-05-12	40	32	44	250	12	5	1,57	5	
	M5130-040-A40-04-12	40	40	44	250	12	4	2,25	4	
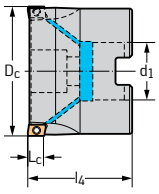 Shell mill mount DIN 138 transverse keyway	M5130-040-B16-03-12	40	16	40		12	3	0,17	3	BC .. 1204 .. R
	M5130-040-B16-04-12	40	16	40		12	4	0,18	4	
	M5130-040-B16-05-12	40	16	40		12	5	0,19	5	
	M5130-040-B16-06-12	40	16	40		12	6	0,33	6	
	M5130-050-B22-03-12	50	22	40		12	3	0,32	3	
	M5130-050-B22-04-12	50	22	40		12	4	0,3	4	
	M5130-050-B22-06-12	50	22	40		12	6	0,46	6	

Bodies and assembly parts are included in the scope of delivery

WALTER SELECT Stability of machine, workpiece and clamping arrangement → Very good = ☺ → Good = 😐 → Moderate = ☹

www.isotool.se
Tel. 044 - 24 55 70

Assembly parts

	D_c [mm]	22–80
	Clamping screw for indexable insert Tightening torque	FS2573 (T9IP) 2 Nm

Accessories

	D_c [mm]	22–80	25	32	40
	Torque screwdriver, analogue	FS2003			
	Torque screwdriver, digital	FS2248			
	Interchangeable blade	FS2013 (T9IP)			
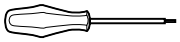	Screwdriver	FS1484 (T9IP)			

Indexable inserts

	Designation	Tolerance class	Number of cutting edges	P HC WKP25S	P HC WKP35G	P HC WKP35S	P HC WPP35G	P HC WSP45G	M HC WSM35G	M HC WSM45X	M HC WSP45G	K HC WAK15	K HC WKK25G	K HC WKP25S	K HC WKP35G	K HC WKP35S	K HC WPP35G	N DP WDN20	N HC WXN15	N HW WK10	S HC WSM35G	S HC WSM45X	S HC WSP45G
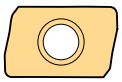	BCGT120408R-B85	G	1															😐					
	BCGT120408R-G55	G	2		😐	😐		😵	😐		😵				😐	😐					😐		😵
	BCHT120404R-K85	H	2																😊	😐			
	BCHT120408R-K85	H	2																😊	😐			
	BCHT120412R-K85	H	2																😊	😐			
	BCHT120416R-K85	H	2																😊	😐			
	BCHT120420R-K85	H	2																😊	😐			
	BCHT120425R-K85	H	2																😊	😐			
	BCHT120430R-K85	H	2																😊	😐			
	BCHT120440R-K85	H	2																😊	😐			
	BCMT120404R-G55	M	2		😐	😐	😐	😵			😵				😐	😐	😐						😵
	BCMT120408R-G55	M	2	😊	😐	😐	😐	😵	😐	😵	😵		😐	😐	😐	😐	😐				😐	😵	😵
	BCMT120412R-G55	M	2		😐	😐		😵			😵				😐	😐							😵
	BCMT120416R-G55	M	2		😐	😐		😵		😵	😵				😐	😐						😵	😵
	BCMT120420R-G55	M	2		😐	😐	😐	😵			😵				😐	😐	😐						😵
	BCMT120425R-G55	M	2		😐	😐		😵			😵				😐	😐							😵
	BCMT120430R-G55	M	2		😐	😐		😵		😵	😵				😐	😐						😵	😵
	BCMT120432R-G55	M	2		😐	😐		😵			😵				😐	😐							😵
	BCMT120440R-G55	M	2		😐	😐		😵			😵				😐	😐							😵
	BCMT120408R-F55	M	2	😊	😐	😐	😐	😵			😵	😊	😐	😐	😐	😐	😐						😵
	BCMT120408R-K55	M	2		😊	😊		😐	😊		😐				😐	😐					😊		😐

If the corner radius r = 2.5 mm or above, the corner area of the body must be reworked.
R (body) = r (indexable insert) – 1 mm

HC = Coated carbide
DP = Polycrystalline diamond
HW = Uncoated carbide

D2

WALTER SELECT Stability of machine, workpiece and clamping arrangement → Very good = 😊 → Good = 😐 → Moderate = 😵

😊 😐 😵 / ★ = New addition to the product range

www.isotool.se
Tel. 044 - 24 55 70

Shoulder milling cutters

M5130 mm

BC .. 1204 .. R

Xtra·tec® XT



– 2 cutting edges per indexable insert

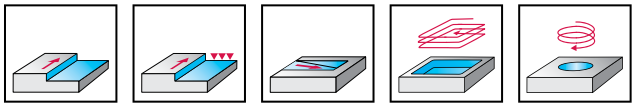

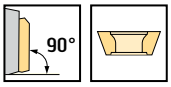

	P	M	K	N	S	H	O
M5130	●●	●●	●●	●●	●●	●	●

Tool

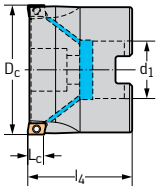

Shell mill mount DIN 138 transverse keyway

Designation	D_c mm	d_1 mm	l_4 mm	l_1 mm	L_c mm	Z	kg	No. of inserts	Type
M5130-050-B22-07-12	50	22	40		12	7	0,31	7	BC .. 1204 .. R
M5130-063-B22-04-12	63	22	40		12	4	0,66	4	
M5130-063-B22-05-12	63	22	40		12	5	0,48	5	
M5130-063-B22-07-12	63	22	40		12	7	0,72	7	
M5130-063-B22-08-12	63	22	40		12	8	0,5	8	
M5130-063-B27-04-12	63	27	50		12	4	0,66	4	
M5130-063-B27-05-12	63	27	50		12	5	0,67	5	
M5130-063-B27-07-12	63	27	50		12	7	0,93	7	
M5130-063-B27-08-12	63	27	50		12	8	0,71	8	
M5130-080-B27-05-12	80	27	50		12	5	1,12	5	
M5130-080-B27-06-12	80	27	50		12	6	1,15	6	
M5130-080-B27-08-12	80	27	50		12	8	1,02	8	
M5130-080-B27-09-12	80	27	50		12	9	1,21	9	

Bodies and assembly parts are included in the scope of delivery

D2

WALTER SELECT Stability of machine, workpiece and clamping arrangement → Very good = ☺ → Good = 😐 → Moderate = ☹

New addition to the product range = ☺ 😐 ☹ / ★

www.isotool.se
Tel. 044 - 24 55 70

Assembly parts

	D_c [mm]	22–80
	Clamping screw for indexable insert Tightening torque	FS2573 (T9IP) 2 Nm

Accessories

	D_c [mm]	22–80	25	32	40
	Torque screwdriver, analogue	FS2003			
	Torque screwdriver, digital	FS2248			
	Interchangeable blade	FS2013 (T9IP)			
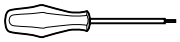	Screwdriver	FS1484 (T9IP)			

Indexable inserts

	Designation	Tolerance class	Number of cutting edges	P HC WKP25S	P HC WKP35G	P HC WKP35S	P HC WPP35G	P HC WSP45G	M HC WSM35G	M HC WSM45X	M HC WSP45G	K HC WAK15	K HC WKK25G	K HC WKP25S	K HC WKP35G	K HC WKP35S	K HC WPP35G	N DP WDN20	N HC WXN15	N HW WK10	S HC WSM35G	S HC WSM45X	S HC WSP45G
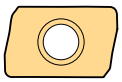	BCGT120408R-B85	G	1															😐					
	BCGT120408R-G55	G	2		😐	😐		😵	😐		😵				😐	😐					😐		😵
	BCHT120404R-K85	H	2																😊	😐			
	BCHT120408R-K85	H	2																😊	😐			
	BCHT120412R-K85	H	2																😊	😐			
	BCHT120416R-K85	H	2																😊	😐			
	BCHT120420R-K85	H	2																😊	😐			
	BCHT120425R-K85	H	2																😊	😐			
	BCHT120430R-K85	H	2																😊	😐			
	BCHT120440R-K85	H	2																😊	😐			
	BCMT120404R-G55	M	2		😐	😐	😐	😵			😵				😐	😐	😐						😵
	BCMT120408R-G55	M	2	😊	😐	😐	😐	😵	😐	😵	😵		😐	😐	😐	😐	😐				😐	😵	😵
	BCMT120412R-G55	M	2		😐	😐		😵			😵				😐	😐							😵
	BCMT120416R-G55	M	2		😐	😐		😵		😵	😵				😐	😐						😵	😵
	BCMT120420R-G55	M	2		😐	😐	😐	😵			😵				😐	😐	😐						😵
	BCMT120425R-G55	M	2		😐	😐		😵			😵				😐	😐							😵
	BCMT120430R-G55	M	2		😐	😐		😵		😵	😵				😐	😐						😵	😵
	BCMT120432R-G55	M	2		😐	😐		😵			😵				😐	😐							😵
	BCMT120440R-G55	M	2		😐	😐		😵			😵				😐	😐							😵
	BCMT120408R-F55	M	2	😊	😐	😐	😐	😵			😵	😊	😐	😐	😐	😐	😐						😵
	BCMT120408R-K55	M	2		😐	😐		😐	😊		😐				😐	😐					😊		😐

If the corner radius r = 2.5 mm or above, the corner area of the body must be reworked.
R (body) = r (indexable insert) – 1 mm

HC = Coated carbide
DP = Polycrystalline diamond
HW = Uncoated carbide

D2

WALTER SELECT Stability of machine, workpiece and clamping arrangement → Very good = 😊 → Good = 😐 → Moderate = 😵

😊 😐 😵 / ★ = New addition to the product range

www.isotool.se
Tel. 044 - 24 55 70

Shoulder milling cutters

M5130 inch

BC .. 1204 .. R

Xtra·tec® XT



– 2 cutting edges per indexable insert

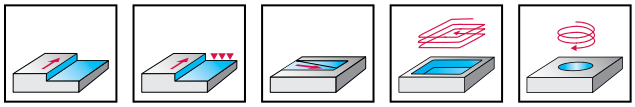

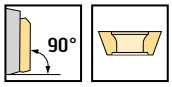

	P	M	K	N	S	H	O
M5130	●●	●●	●●	●●	●●	●	●

Tool	Designation	D_c inch	d_1 inch	l_4 inch	l_1 inch	L_c inch	Z	lbs	No. of inserts	Type
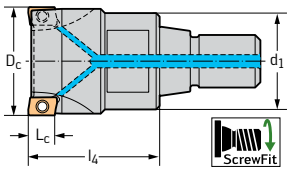 ScrewFit	M5130.026-T22-03-12	1,000	0,866	1,378		0,472	3	0,187	3	BC .. 1204 .. R
	M5130.026-T22-04-12	1,000	0,866	1,378		0,472	4	0,196	4	
	M5130.031-T28-03-12	1,250	1,102	1,575		0,472	3	0,351	3	
	M5130.031-T28-04-12	1,250	1,102	1,575		0,472	4	0,412	4	
	M5130.038-T36-06-12	1,500	1,417	1,575		0,472	6	0,710	6	
	M5130.051-T45-06-12	2,000	1,772	1,575		0,472	6	1,074	6	
ScrewFit	M5130.051-T45-07-12	2,000	1,772	1,575		0,472	7	1,076	7	
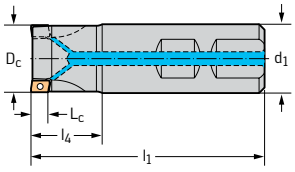	M5130.019-W19-02-12	0,750	0,750	1,024	3,059	0,472	2	0,291	2	BC .. 1204 .. R
	M5130.026-W19-03-12	1,000	0,750	0,945	3,366	0,472	3	0,359	3	
	M5130.026-W26-03-12	1,000	1,000	1,339	3,280	0,472	3	0,604	3	
	M5130.031-W26-04-12	1,250	1,000	1,417	3,701	0,472	4	0,723	4	
	M5130.031-W26-05-12	1,250	1,000	1,417	3,701	0,472	5	0,728	5	
	M5130.031-W31-04-12	1,250	1,250	1,417	3,697	0,472	4	1,071	4	
	M5130.031-W31-05-12	1,250	1,250	1,417	3,701	0,472	5	1,047	5	
	M5130.038-W31-04-12	1,500	1,250	1,730	4,011	0,472	4	1,268	4	
DIN 1835 B	M5130.038-W31-06-12	1,500	1,250	1,730	4,011	0,472	6	1,294	6	
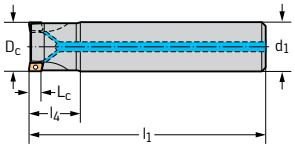	M5130.019-A19-02-12	0,750	0,750	1,030	7,530	0,472	2	0,816	2	BC .. 1204 .. R
	M5130.026-A19-03-12	1,000	0,750	1,500	8,000	0,472	3	0,908	3	
	M5130.026-A26-02-12	1,000	1,000	1,500	8,000	0,472	2	1,603	2	
	M5130.026-A26-03-12	1,000	1,000	1,500	8,000	0,472	3	1,572	3	
	M5130.031-A31-03-12	1,250	1,250	1,630	10,000	0,472	3	3,146	3	
	M5130.031-A31-04-12	1,250	1,250	1,630	10,000	0,472	4	3,142	4	
Cylindrical shank	M5130.038-A31-04-12	1,500	1,250	1,630	10,000	0,472	4	3,318	4	
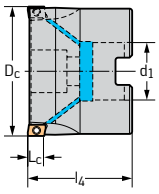	M5130.038-B19-05-12	1,500	0,750	1,500		0,472	5	0,340	5	BC .. 1204 .. R
	M5130.038-B19-06-12	1,500	0,750	1,500		0,472	6	0,326	6	
	M5130.051-B19-04-12	2,000	0,750	1,575		0,472	4	0,644	4	
	M5130.051-B19-06-12	2,000	0,750	1,575		0,472	6	1,131	6	
	M5130.051-B19-07-12	2,000	0,750	1,575		0,472	7	1,129	7	
	M5130.064-B26-05-12	2,500	1,000	1,575		0,472	5	1,208	5	
	M5130.064-B26-07-12	2,500	1,000	1,575		0,472	7	1,228	7	
	M5130.064-B26-08-12	2,500	1,000	1,575		0,472	8	1,202	8	
	M5130.076-B26-06-12	3,000	1,000	2,000		0,472	6	2,606	6	
	M5130.076-B26-08-12	3,000	1,000	2,000		0,472	8	2,205	8	
	M5130.076-B26-09-12	3,000	1,000	2,000		0,472	9	2,593	9	
Shell mill mount DIN 138 transverse keyway	M5130.102-B38-12-12	4,000	1,500	2,500		0,472	12	6,162	12	

Bodies and assembly parts are included in the scope of delivery

WALTER SELECT Stability of machine, workpiece and clamping arrangement → Very good = ☺ → Good = 😐 → Moderate = ☹

www.isotool.se
Tel. 044 - 24 55 70

Assembly parts

	D_c [inch]	0,75–1,25	1,5–2	2,5	3	4–5
	Clamping screw for indexable insert Tightening torque	FS2573 (T9IP) 1,475 lbs	FS2573 (T9IP) 1,475 lbs	FS2573 (T9IP) 1,475 lbs	FS2573 (T9IP) 1,475 lbs	FS2573 (T9IP) 1,475 lbs
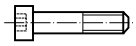	Clamping screw for arbour-mounted tools		FS1523	FS1519	FS1519	FS1583

Accessories

	D_c [inch]	0,75–5	1	1,25	1,5	2
	Torque screwdriver, analogue	FS2004				
	Torque screwdriver, digital	FS2248				
	Interchangeable blade	FS2013 (T9IP)				
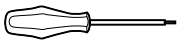	Screwdriver	FS1484 (T9IP)				

Indexable inserts

	Designation	Tolerance class	Number of cutting edges	P HC WKP25S	P HC WKP35G	P HC WKP35S	P HC WPP35G	P HC WSP45G	M HC WSM35G	M HC WSM45X	M HC WSP45G	K HC WAK15	K HC WKK25G	K HC WKP25S	K HC WKP35G	K HC WKP35S	K HC WPP35G	N DP WDN20	N HC WXN15	N HW WK10	S HC WSM35G	S HC WSM45X	S HC WSP45G
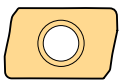	BCGT120408R-B85	G	1															☹					
	BCGT120408R-G55	G	2		☹	☹		☠	☹		☠				☹	☹					☹		☠
	BCHT120404R-K85	H	2																☺	☹			
	BCHT120408R-K85	H	2																☺	☹			
	BCHT120412R-K85	H	2																☺	☹			
	BCHT120416R-K85	H	2																☺	☹			
	BCHT120420R-K85	H	2																☺	☹			
	BCHT120425R-K85	H	2																☺	☹			
	BCHT120430R-K85	H	2																☺	☹			
	BCHT120440R-K85	H	2																☺	☹			
	BCMT120404R-G55	M	2		☹	☹	☹	☠			☠				☹	☹	☹						☠
	BCMT120408R-G55	M	2	☺	☹	☹	☹	☠	☹	☠	☠		☹	☹	☹	☹	☹				☹	☠	☠
	BCMT120412R-G55	M	2		☹	☹		☠			☠				☹	☹							☠
	BCMT120416R-G55	M	2		☹	☹		☠		☠	☠				☹	☹						☠	☠
	BCMT120420R-G55	M	2		☹	☹	☹	☠			☠				☹	☹	☹						☠
	BCMT120425R-G55	M	2		☹	☹		☠			☠				☹	☹							☠
	BCMT120430R-G55	M	2		☹	☹		☠		☠	☠				☹	☹						☠	☠
	BCMT120432R-G55	M	2		☹	☹		☠			☠				☹	☹							☠
	BCMT120440R-G55	M	2		☹	☹		☠			☠				☹	☹							☠
	BCMT120408R-F55	M	2	☺	☹	☹	☹	☠			☠	☺	☹	☹	☹	☹	☹						☠
	BCMT120408R-K55	M	2		☺	☺		☹	☺		☹				☹	☹					☺		☹

If the corner radius r = 2.5 mm or above, the corner area of the body must be reworked.
R (body) = r (indexable insert) – 1 mm

HC = Coated carbide
DP = Polycrystalline diamond
HW = Uncoated carbide

D2

WALTER SELECT Stability of machine, workpiece and clamping arrangement → Very good = ☺ → Good = ☹ → Moderate = ☠

☺ ☹ ☠ / ★ = New addition to the product range

www.isotool.se
Tel. 044 - 24 55 70

Shoulder milling cutters

M5130 inch

BC .. 1204 .. R

Xtra·tec® XT



– 2 cutting edges per indexable insert

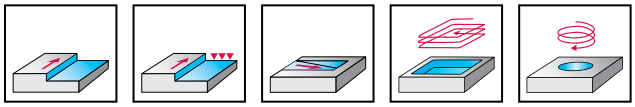

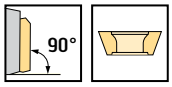

	P	M	K	N	S	H	O
M5130	●●	●●	●●	●●	●●	●	●

Tool

Designation	D_c inch	d_1 inch	l_4 inch	l_1 inch	L_c inch	Z	lbs	No. of inserts	Type
M5130.127-B38-14-12	5,000	1,500	2,500		0,472	14	8,499	14	BC .. 1204 .. R

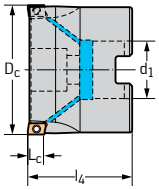

Shell mill mount DIN 138 transverse keyway

Bodies and assembly parts are included in the scope of delivery

D2

WALTER SELECT Stability of machine, workpiece and clamping arrangement → Very good = ☺ → Good = 😐 → Moderate = ☹

New addition to the product range = ☺ 😐 ☹ / ★

www.isotool.se
Tel. 044 - 24 55 70

Assembly parts

	D_c [inch]	0,75–1,25	1,5–2	2,5	3	4–5
	Clamping screw for indexable insert Tightening torque	FS2573 (T9IP) 1,475 lbs	FS2573 (T9IP) 1,475 lbs	FS2573 (T9IP) 1,475 lbs	FS2573 (T9IP) 1,475 lbs	FS2573 (T9IP) 1,475 lbs
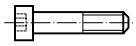	Clamping screw for arbour-mounted tools		FS1523	FS1519	FS1519	FS1583

Accessories

	D_c [inch]	0,75–5	1	1,25	1,5	2
	Torque screwdriver, analogue	FS2004				
	Torque screwdriver, digital	FS2248				
	Interchangeable blade	FS2013 (T9IP)				
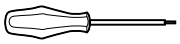	Screwdriver	FS1484 (T9IP)				

Indexable inserts

	Designation	Tolerance class	Number of cutting edges	P					M			K						N			S		
					HC					HC			HC									HC	
				WKP25S	WKP35G	WKP35S	WPP35G	WSP45G	WSM35G	WSM45X	WSP45G	WAK15	WKK25G	WKP25S	WKP35G	WKP35S	WPP35G	WDN20	WXN15	WK10	WSM35G	WSM45X	WSP45G
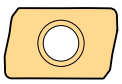	BCGT120408R-B85	G	1															☹					
	BCGT120408R-G55	G	2		😐	😐		😣	😐		😣				😐	😐					😐		😣
	BCHT120404R-K85	H	2																☺	😐			
	BCHT120408R-K85	H	2																☺	😐			
	BCHT120412R-K85	H	2																☺	😐			
	BCHT120416R-K85	H	2																☺	😐			
	BCHT120420R-K85	H	2																☺	😐			
	BCHT120425R-K85	H	2																☺	😐			
	BCHT120430R-K85	H	2																☺	😐			
	BCHT120440R-K85	H	2																☺	😐			
	BCMT120404R-G55	M	2		😐	😐	😐	😣			😣				😐	😐	😐						😣
	BCMT120408R-G55	M	2	☺	😐	😐	😐	😣	😐	😣	😣		😐	😐	😐	😐	😐				😐	😣	😣
	BCMT120412R-G55	M	2		😐	😐		😣			😣				😐	😐							😣
	BCMT120416R-G55	M	2		😐	😐		😣		😣	😣				😐	😐						😣	😣
	BCMT120420R-G55	M	2		😐	😐	😐	😣			😣				😐	😐	😐						😣
	BCMT120425R-G55	M	2		😐	😐		😣			😣				😐	😐							😣
	BCMT120430R-G55	M	2		😐	😐		😣		😣					😐	😐						😣	😣
	BCMT120432R-G55	M	2			😐		😣			😣					😐							😣
	BCMT120440R-G55	M	2		😐	😐		😣			😣				😐	😐							😣
	BCMT120408R-F55	M	2	☺	😐	😐	😐	😣			😣	☺	😐	😐	😐	😐	😐						😣
	BCMT120408R-K55	M	2		☺	☺		😐	☺		😐				😐	😐					☺		😐

If the corner radius r = 2.5 mm or above, the corner area of the body must be reworked.
R (body) = r (indexable insert) – 1 mm

HC = Coated carbide
DP = Polycrystalline diamond
HW = Uncoated carbide

D2

WALTER SELECT Stability of machine, workpiece and clamping arrangement → Very good = ☺ → Good = 😐 → Moderate = 😣

☺ 😐 😣 / ★ = New addition to the product range

www.isotool.se
Tel. 044 - 24 55 70

Shoulder milling cutters

M5130 mm

BC .. 1605 .. R

Xtra·tec® XT



– 2 cutting edges per indexable insert

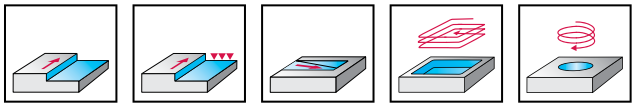

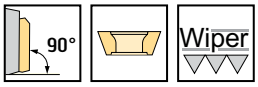

	P	M	K	N	S	H	O
M5130	●●	●●	●●	●●	●●	●	●

Tool

Designation	D_c mm	d_1 mm	l_4 mm	l_1 mm	L_c mm	Z	kg	No. of inserts	Type
ScrewFit									
M5130-032-T28-03-15	32	28	40		15	3	0,16	3	BC .. 1605 .. R
M5130-040-T36-03-15	40	36	40		15	3	0,31	3	
M5130-040-T36-04-15	40	36	40		15	4	0,3	4	
M5130-050-T45-03-15	50	45	40		15	3	0,45	3	
M5130-050-T45-05-15	50	45	40		15	5	0,43	5	
M5130-050-T45-06-15	50	45	40		15	6	0,49	6	
Cylindrical modular									
M5130-032-TC16-03-15	32	28	40		15	3	0,15	3	BC .. 1605 .. R
M5130-040-TC16-03-15	40	28	40		15	3	0,24	3	
M5130-040-TC16-04-15	40	28	40		15	4	0,2	4	
DIN 1835 B									
M5130-025-W25-02-15	25	25	43	100	15	2	0,3	2	BC .. 1605 .. R
M5130-032-W32-03-15	32	32	49	110	15	3	0,57	3	
Cylindrical shank									
M5130-025-A25-02-15	25	25	38	200	15	2	0,67	2	BC .. 1605 .. R
M5130-028-A25-02-15	28	25	38	200	15	2	0,7	2	
M5130-032-A32-03-15	32	32	39	250	15	3	1,43	3	
M5130-035-A32-03-15	35	32	39	250	15	3	1,46	3	
Shell mill mount DIN 138 transverse keyway									
M5130-040-B16-03-15	40	16	40		15	3	0,15	3	BC .. 1605 .. R
M5130-040-B16-04-15	40	16	40		15	4	0,17	4	
M5130-042-B16-03-15	42	16	40		15	3	0,17	3	
M5130-050-B22-03-15	50	22	40		15	3	0,42	3	
M5130-050-B22-05-15	50	22	40		15	5	0,41	5	
M5130-050-B22-06-15	50	22	40		15	6	0,4	6	
M5130-054-B22-03-15	54	22	40		15	3	0,5	3	
M5130-063-B22-04-15	63	22	40		15	4	0,42	4	

Bodies and assembly parts are included in the scope of delivery

D 2

WALTER SELECT Stability of machine, workpiece and clamping arrangement → Very good = ☺ → Good = 😐 → Moderate = ☹

New addition to the product range = ☺ 😐 ☹ / ★

www.isotool.se
Tel. 044 - 24 55 70

Assembly parts

	D_c [mm]	25	28–160
	Clamping screw for indexable insert Tightening torque	FS1461 (T15IP) 2,5 Nm	FS2300 (T15IP) 3,5 Nm

Accessories

	D_c [mm]	25–125	32	40	50	160
	Torque screwdriver, analogue	FS2003				
	Torque screwdriver, digital	FS2248				
	Interchangeable blade	FS2014 (T15IP)				
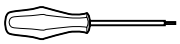	Screwdriver	FS1485 (T15IP)				
	(incl. gasket + screws) Sealing disc set					FS936 SET KOMPLETT
	Gasket					O-R 96X4

Indexable inserts

	Designation	Tolerance class	Number of cutting edges	b mm	P HC WHH15X	P HC WKP25S	P HC WKP35G	P HC WKP35S	P HC WPM15G	P HC WPP35G	P HC WSP45G	P HC WXM15	M HC WPM15G	M HC WSM35G	M HC WSM45X	M HC WSP45G	M HC WXM15	K HC WAK15	K HC WHH15X	K HC WKK25G	K HC WKP25S	K HC WKP35G	K HC WKP35S	K HC WPM15G	K HC WPP35G	K HC WXM15	N HC WXN15	N HW WK10	S HC WSM35G	S HC WSM45X	S HC WSP45G	H HC WHH15X
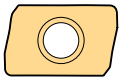	BCGT160508R-G51	G	2	2			☻	☻		☻	☻					☹					☻	☻		☻						☻	
	BCGT160508R-G55	G	2	2			☻	☻		☻	☻			☻		☹		☻				☻	☻		☻				☻		☻	
	BCHT160508R-K85	H	2	2																							☻	☻				
	BCHT160512R-K85	H	2	1,7																							☻	☻				
	BCHT160516R-K85	H	2	1,7																							☻	☻				
	BCHT160520R-K85	H	2	1,5																							☻	☻				
	BCHT160525R-K85	H	2	1,4																							☻	☻				
	BCHT160530R-K85	H	2	1,2																							☻	☻				
	BCHT160540R-K85	H	2	1,1																							☻	☻				
	BCMT160508R-F55	M	2	2		☻	☻	☻		☻	☹				☹	☹		☻		☻	☻	☻	☻		☻					☹	☹	
	BCMT160508R-G55	M	2	2		☻	☻	☻		☻	☹			☻	☹	☹		☻		☻	☻	☻	☻		☻				☻	☹	☹	
	BCMT160512R-G55	M	2	1,7			☻	☻		☻	☹				☹	☹						☻	☻		☻					☹	☹	
	BCMT160516R-G55	M	2	1,5			☻	☻			☹				☹	☹						☻	☻							☹	☹	
	BCMT160520R-G55	M	2	1,5			☻	☻			☹				☹	☹						☻	☻							☹	☹	
	BCMT160525R-G55	M	2	1,4			☻	☻			☹					☹						☻	☻								☹	
	BCMT160530R-G55	M	2	1,2			☻	☻		☻	☹					☹						☻	☻		☻						☹	
	BCMT160532R-G55	M	2	1,1			☻	☻			☹					☹						☻	☻								☹	
	BCMT160540R-G55	M	2	1,1			☻	☻			☹				☹	☹						☻	☻							☹	☹	
	BCMT160550R-G55	M	2	0,7			☻	☻			☹					☹						☻	☻								☹	
	BCMT160560R-G55	M	2	0,1			☻	☻		☻	☹				☹	☹						☻	☻		☻					☹	☹	
	BCMT160508R-G55W	M	2	2							☹				☹	☹														☹	☹	
	BCMT160516R-G55W	M	2	1,5							☹				☹	☹														☹	☹	
	BCMT160530R-G55W	M	2	1,2							☹				☹	☹														☹	☹	
	BCMT160540R-G55W	M	2	1,5							☹				☹	☹														☹	☹	
	BCMT160508R-K55	M	2	2			☻	☻			☹			☻		☹						☻	☻						☻		☹	
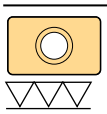	BCGX1605PDR-G55	G	2	8	☻				☻			☻	☻				☻	☻	☻					☻		☻						☻

If the corner radius r = 2.5 mm or above, the corner area of the body must be reworked.
R (body) = r (indexable insert) – 1 mm
BCGX1605PDR-G55 wiper insert only in combination with BCGT160508-G55

HC = Coated carbide
HW = Uncoated carbide

WALTER SELECT Stability of machine, workpiece and clamping arrangement → Very good = ☻ → Good = ☻ → Moderate = ☹

☻ ☻ ☹ / ★ = New addition to the product range

www.isotool.se
Tel. 044 - 24 55 70

Shoulder milling cutters

M5130 mm

BC .. 1605 .. R

Xtra·tec® XT



– 2 cutting edges per indexable insert

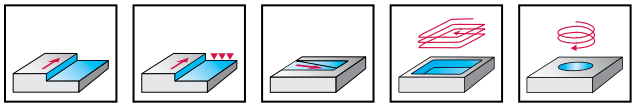

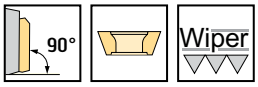

	P	M	K	N	S	H	O
M5130	●●	●●	●●	●●	●●	●	●

Tool

Designation	D_c mm	d_1 mm	l_4 mm	l_1 mm	L_c mm	Z	kg	No. of inserts	Type
M5130-063-B22-06-15	63	22	40		15	6	0,44	6	BC .. 1605 .. R
M5130-063-B22-07-15	63	22	40		15	7	0,45	7	
M5130-063-B27-04-15	63	27	50		15	4	0,61	4	
M5130-063-B27-06-15	63	27	50		15	6	0,64	6	
M5130-063-B27-07-15	63	27	50		15	7	0,86	7	
M5130-066-B27-04-15	66	27	50		15	4	0,88	4	
M5130-080-B27-05-15	80	27	50		15	5	1,14	5	
M5130-080-B27-07-15	80	27	50		15	7	0,96	7	
M5130-080-B27-08-15	80	27	50		15	8	0,97	8	
M5130-100-B32-05-15	100	32	50		15	5	1,5	5	
M5130-100-B32-08-15	100	32	50		15	8	1,62	8	
M5130-125-B40-07-15	125	40	63		15	7	3,97	7	
M5130-125-B40-10-15	125	40	63		15	10	2,67	10	
M5130-160-B40-08-15	160	40	63		15	8	3,69	8	BC .. 1605 .. R
M5130-160-B40-12-15	160	40	63		15	12	3,02	12	

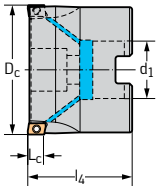

Shell mill mount DIN 138 transverse keyway

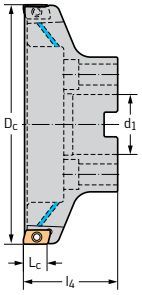

Shell mill mount DIN 138 transverse keyway

Bodies and assembly parts are included in the scope of delivery

D2

WALTER SELECT Stability of machine, workpiece and clamping arrangement → Very good = ☺ → Good = 😐 → Moderate = ☹

New addition to the product range = ☺ 😐 ☹ / ★

www.isotool.se
Tel. 044 - 24 55 70

Assembly parts

	D_c [mm]	25	28–160
	Clamping screw for indexable insert Tightening torque	FS1461 (T15IP) 2,5 Nm	FS2300 (T15IP) 3,5 Nm

Accessories

	D_c [mm]	25–125	32	40	50	160
	Torque screwdriver, analogue	FS2003				
	Torque screwdriver, digital	FS2248				
	Interchangeable blade	FS2014 (T15IP)				
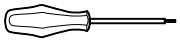	Screwdriver	FS1485 (T15IP)				
	(incl. gasket + screws) Sealing disc set					FS936 SET KOMPLETT
	Gasket					O-R 96X4

Indexable inserts

	Designation	Tolerance class	Number of cutting edges	b mm	P HC WHH15X	P HC WKP25S	P HC WKP35G	P HC WKP35S	P HC WPM15G	P HC WPP35G	P HC WSP45G	P HC WXM15	M HC WPM15G	M HC WSM35G	M HC WSM45X	M HC WSP45G	M HC WXM15	K HC WAK15	K HC WHH15X	K HC WKK25G	K HC WKP25S	K HC WKP35G	K HC WKP35S	K HC WPM15G	K HC WPP35G	K HC WXM15	N HC WXN15	N HW WK10	S HC WSM35G	S HC WSM45X	S HC WSP45G	H HC WHH15X
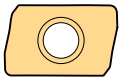	BCGT160508R-G51	G	2	2			☻	☻		☻	☻					☹					☻	☻		☻						☻	
	BCGT160508R-G55	G	2	2			☻	☻		☻	☻			☻		☹		☻				☻	☻		☻				☻		☻	
	BCHT160508R-K85	H	2	2																							☻	☻				
	BCHT160512R-K85	H	2	1,7																							☻	☻				
	BCHT160516R-K85	H	2	1,7																							☻	☻				
	BCHT160520R-K85	H	2	1,5																							☻	☻				
	BCHT160525R-K85	H	2	1,4																							☻	☻				
	BCHT160530R-K85	H	2	1,2																							☻	☻				
	BCHT160540R-K85	H	2	1,1																							☻	☻				
	BCMT160508R-F55	M	2	2		☻	☻	☻		☻	☹				☹	☹		☻		☻	☻	☻	☻		☻					☹	☹	
	BCMT160508R-G55	M	2	2		☻	☻	☻		☻	☹			☻	☹	☹		☻		☻	☻	☻	☻		☻				☻	☹	☹	
	BCMT160512R-G55	M	2	1,7			☻	☻		☻	☹				☹	☹						☻	☻		☻					☹	☹	
	BCMT160516R-G55	M	2	1,5			☻	☻			☹				☹	☹						☻	☻							☹	☹	
	BCMT160520R-G55	M	2	1,5			☻	☻			☹				☹	☹						☻	☻							☹	☹	
	BCMT160525R-G55	M	2	1,4			☻	☻			☹					☹						☻	☻								☹	
	BCMT160530R-G55	M	2	1,2			☻	☻		☻	☹					☹						☻	☻		☻						☹	
	BCMT160532R-G55	M	2	1,1			☻	☻			☹					☹						☻	☻								☹	
	BCMT160540R-G55	M	2	1,1			☻	☻			☹				☹	☹						☻	☻							☹	☹	
	BCMT160550R-G55	M	2	0,7			☻	☻			☹					☹						☻	☻								☹	
	BCMT160560R-G55	M	2	0,1			☻	☻		☻	☹				☹	☹						☻	☻		☻					☹	☹	
	BCMT160508R-G55W	M	2	2							☹				☹	☹														☹	☹	
	BCMT160516R-G55W	M	2	1,5							☹				☹	☹														☹	☹	
	BCMT160530R-G55W	M	2	1,2							☹				☹	☹														☹	☹	
	BCMT160540R-G55W	M	2	1,5							☹				☹	☹														☹	☹	
	BCMT160508R-K55	M	2	2			☻	☻			☹			☹		☹						☹	☹						☻		☹	
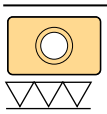	BCGX1605PDR-G55	G	2	8	☻				☻			☻	☻				☻	☻	☻					☻		☻						☻

If the corner radius r = 2.5 mm or above, the corner area of the body must be reworked.
R (body) = r (indexable insert) – 1 mm
BCGX1605PDR-G55 wiper insert only in combination with BCGT160508-G55

HC = Coated carbide
HW = Uncoated carbide

WALTER SELECT Stability of machine, workpiece and clamping arrangement → Very good = ☻ → Good = ☺ → Moderate = ☹

☻ ☺ ☹ / ★ = New addition to the product range

www.isotool.se
Tel. 044 - 24 55 70

Shoulder milling cutters

M5130 inch

BC .. 1605 .. R

Xtra·tec® XT



– 2 cutting edges per indexable insert

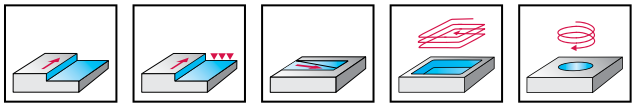

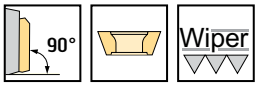

	P	M	K	N	S	H	O
M5130	●●	●●	●●	●●	●●	●	●

Tool

Designation	D_c inch	d_1 inch	l_4 inch	l_1 inch	L_c inch	Z	lbs	No. of inserts	Type
ScrewFit									
M5130.038-T36-03-15	1,500	1,417	1,500		0,591	3	0,661	3	BC .. 1605 .. R
M5130.038-T36-04-15	1,500	1,417	1,500		0,591	4	0,701	4	
M5130.051-T45-03-15	2,000	1,772	1,575		0,591	3	0,974	3	
M5130.051-T45-06-15	2,000	1,772	1,575		0,591	6	1,016	6	
DIN 1835 B									
M5130.026-W19-02-15	1,000	0,750	1,85	3,878	0,591	2	0,419	2	BC .. 1605 .. R
M5130.026-W26-02-15	1,000	1,000	1,850	4,131	0,591	2	0,719	2	
M5130.031-W31-03-15	1,250	1,250	1,500	3,781	0,591	3	1,012	3	
M5130.038-W31-03-15	1,500	1,250	1,730	4,011	0,591	3	1,243	3	
M5130.038-W31-04-15	1,500	1,250	1,730	4,008	0,591	4	1,261	4	
Cylindrical shank									
M5130.026-A19-02-15	1,000	0,750	1,496	7,996	0,591	2	0,902	2	BC .. 1605 .. R
M5130.026-A26-02-15	1,000	1,000	1,850	8,350	0,591	2	1,607	2	
M5130.031-A31-03-15	1,250	1,250	1,500	9,87	0,591	3	3,201	3	
Shell mill mount DIN 138 transverse keyway									
M5130.051-B19-03-15	2,000	0,750	1,575		0,591	3	1,034	3	BC .. 1605 .. R
M5130.051-B19-05-15	2,000	0,750	1,575		0,591	5	0,661	5	
M5130.051-B19-06-15	2,000	0,750	1,575		0,591	6	1,082	6	
M5130.064-B26-04-15	2,500	1,000	1,575		0,591	4	1,096	4	
M5130.064-B26-06-15	2,500	1,000	1,575		0,591	6	1,146	6	
M5130.064-B26-07-15	2,500	1,000	1,575		0,591	7	1,131	7	
M5130.076-B26-05-15	3,000	1,000	2,000		0,591	5	2,502	5	
M5130.076-B26-07-15	3,000	1,000	2,000		0,591	7	2,008	7	
M5130.076-B26-08-15	3,000	1,000	2,000		0,591	8	2,297	8	
M5130.102-B38-05-15	4,000	1,500	2,500		0,591	5	5,269	5	
M5130.102-B38-08-15	4,000	1,500	2,500		0,591	8	6,041	8	
M5130.127-B38-07-15	5,000	1,500	2,500		0,591	7	7,542	7	
M5130.127-B38-10-15	5,000	1,500	2,500		0,591	10	8,201	10	
M5130.152-B38-08-15	6,000	1,500	2,500		0,591	8	10,437	8	
M5130.152-B38-12-15	6,000	1,500	2,500		0,591	12	10,229	12	

Bodies and assembly parts are included in the scope of delivery

D 2

WALTER SELECT Stability of machine, workpiece and clamping arrangement → Very good = ☺ → Good = 😐 → Moderate = ☹

New addition to the product range = ☺ 😐 ☹ / ★

www.isotool.se
Tel. 044 - 24 55 70

Assembly parts

	D_c [inch]	1	1,25–1,5	2	2,5–3	4–6
	Clamping screw for indexable insert Tightening torque	FS1461 (T15IP) 1,844 lbs	FS2300 (T15IP) 2,581 lbs	FS1461 (T15IP) 1,844 lbs	FS2300 (T15IP) 2,581 lbs	FS2300 (T15IP) 2,581 lbs
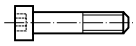	Clamping screw for arbour-mounted tools			FS1523	FS1519	FS1583

Accessories

	D_c [inch]	1–6	1,5	2
	Torque screwdriver, analogue	FS2004		
	Torque screwdriver, digital	FS2248		
	Interchangeable blade	FS2014 (T15IP)		
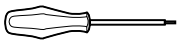	Screwdriver	FS1485 (T15IP)		
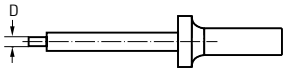	Torque wrench		FS1386	

Indexable inserts

	Designation	Tolerance class	Number of cutting edges	b inch	P HC WHH15X	P HC WKP25S	P HC WKP35G	P HC WKP35S	P HC WPM15G	P HC WPP35G	P HC WSP45G	P HC WXM15	M HC WPM15G	M HC WSM35G	M HC WSM45X	M HC WSP45G	M HC WXM15	K HC WAK15	K HC WHH15X	K HC WKK25G	K HC WKP25S	K HC WKP35G	K HC WKP35S	K HC WPM15G	K HC WPP35G	K HC WXM15	N HC WXN15	N HW WK10	S HC WSM35G	S HC WSM45X	S HC WSP45G	H HC WHH15X
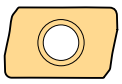	BCGT160508R-G51	G	2	0,079			☻	☻		☻	☻					☻					☻	☻		☻						☻	
	BCGT160508R-G55	G	2	0,079			☻	☻		☻	☻			☻		☻		☻			☻	☻		☻					☻	☻	
	BCHT160508R-K85	H	2	0,079																						☻	☻				
	BCHT160512R-K85	H	2	0,067																						☻	☻				
	BCHT160516R-K85	H	2	0,067																						☻	☻				
	BCHT160520R-K85	H	2	0,059																						☻	☻				
	BCHT160525R-K85	H	2	0,055																						☻	☻				
	BCHT160530R-K85	H	2	0,047																						☻	☻				
	BCHT160540R-K85	H	2	0,043																						☻	☻				
	BCMT160508R-F55	M	2	0,079		☻	☻	☻		☻	☻				☻	☻		☻		☻	☻	☻	☻		☻					☻	☻	
	BCMT160508R-G55	M	2	0,079		☻	☻	☻		☻	☻			☻	☻	☻		☻		☻	☻	☻	☻		☻				☻	☻	☻	
	BCMT160512R-G55	M	2	0,067			☻	☻		☻	☻				☻	☻						☻	☻		☻					☻	☻	
	BCMT160516R-G55	M	2	0,059			☻	☻			☻				☻	☻						☻	☻							☻	☻	
	BCMT160520R-G55	M	2	0,059			☻	☻			☻				☻	☻						☻	☻							☻	☻	
	BCMT160525R-G55	M	2	0,055			☻	☻			☻					☻						☻	☻								☻	
	BCMT160530R-G55	M	2	0,047			☻	☻		☻	☻					☻						☻	☻		☻						☻	
	BCMT160532R-G55	M	2	0,043			☻	☻			☻					☻						☻	☻								☻	
	BCMT160540R-G55	M	2	0,043			☻	☻			☻				☻	☻						☻	☻								☻	☻
	BCMT160550R-G55	M	2	0,028			☻	☻			☻					☻						☻	☻								☻	
	BCMT160560R-G55	M	2	0,004			☻	☻		☻	☻				☻	☻						☻	☻		☻					☻	☻	
	BCMT160508R-G55W	M	2	0,079							☻				☻	☻														☻	☻	
	BCMT160516R-G55W	M	2	0,059							☻				☻	☻														☻	☻	
	BCMT160530R-G55W	M	2	0,047							☻				☻	☻														☻	☻	
	BCMT160540R-G55W	M	2	0,057							☻				☻	☻														☻	☻	
	BCMT160508R-K55	M	2	0,079			☻	☻			☻			☻		☻						☻	☻					☻		☻	
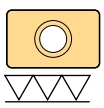	BCGX1605PDR-G55	G	2	0,315	☻				☻			☻	☻				☻	☻	☻				☻		☻							☻

If the corner radius r = 2.5 mm or above, the corner area of the body must be reworked.
R (body) = r (indexable insert) – 1 mm
BCGX1605PDR-G55 wiper insert only in combination with BCGT160508-G55

HC = Coated carbide
HW = Uncoated carbide

WALTER SELECT Stability of machine, workpiece and clamping arrangement → Very good = ☻ → Good = ☻ → Moderate = ☻

☻ ☻ ☻ / ★ = New addition to the product range

www.isotool.se
Tel. 044 - 24 55 70

Shoulder milling cutters

M5137 mm

TNMU11T3...

Xtra·tec® XT



– 6 cutting edges per indexable insert

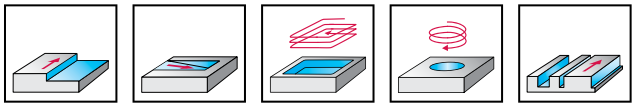

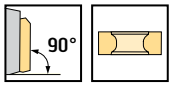

	P	M	K	N	S	H	O
M5137	●●	●	●●		●		

Tool

Designation	D_c mm	d_1 mm	l_4 mm	l_1 mm	L_c mm	Z	kg	No. of inserts	Type
M5137-025-W25-03-05	25	25	40	96	5	3	0,29	3	TNMU11T3...
M5137-032-W32-04-05	32	32	40	101	5	4	0,53	4	
M5137-032-W32-05-05	32	32	40	101	5	5	0,53	5	

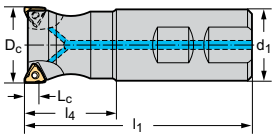

DIN 1835 B

Designation	D_c mm	d_1 mm	l_4 mm	l_1 mm	L_c mm	Z	kg	No. of inserts	Type
M5137-040-B16-05-05	40	16	40		5	5	0,19	5	TNMU11T3...
M5137-040-B16-06-05	40	16	40		5	6	0,19	6	
M5137-050-B22-06-05	50	22	40		5	6	0,29	6	
M5137-050-B22-08-05	50	22	40		5	8	0,43	8	
M5137-063-B22-07-05	63	22	40		5	7	0,48	7	
M5137-063-B22-09-05	63	22	40		5	9	0,48	9	

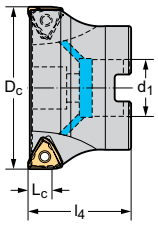

Shell mill mount DIN 138 transverse keyway

Bodies and assembly parts are included in the scope of delivery

D2

WALTER SELECT Stability of machine, workpiece and clamping arrangement → Very good = ☻ → Good = 😐 → Moderate = ☹

New addition to the product range = ☻ 😐 ☹ / ★

www.isotool.se
Tel. 044 - 24 55 70

Assembly parts

	D_c [mm]	25–63
	Clamping screw for indexable insert Tightening torque	FS2061 (T7IP) 0,9 Nm

Accessories

	D_c [mm]	25–63
	Torque screwdriver, analogue	FS2001
	Interchangeable blade	FS2011 (T7IP)
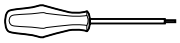	Screwdriver	FS2088 (T7IP)

Indexable inserts

	Designation	Tolerance class	Number of cutting edges	r mm	b mm	P HC WKP25S	P HC WKP35G	P HC WKP35S	P HC WPP35G	P HC WSP45G	M HC WSP45G	K HC WKK25G	K HC WKP25S	K HC WKP35G	K HC WKP35S	K HC WPP35G	S HC WSP45G
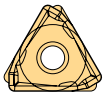	TNMU11T304R-G27	M	3	0,4	1	☺	😐	😐	😐	☹	☹	😐	😐	☹	☹	☹	☹
	TNMU11T308R-G27	M	3	0,8	0,8		😐		😐	☹	☹	😐		☹		☹	☹
	TNMU11T304R-G57	M	6	0,4	1	☺	😐	😐	😐	☹	☹		😐	☹	☹	☹	☹

HC = beschichtetes Hartmetall

D2

WALTER SELECT Stability of machine, workpiece and clamping arrangement → Very good = ☺ → Good = 😐 → Moderate = ☹

www.isotool.se
Tel. 044 - 24 55 70

Shoulder milling cutters

M5137 inch

TNMU11T3...

Xtra·tec® XT



– 6 cutting edges per indexable insert

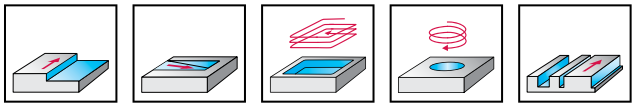

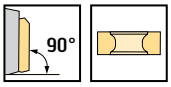

	P	M	K	N	S	H	O
M5137	●●	●	●●		●		

Tool

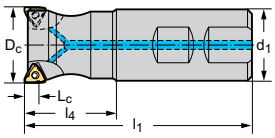

DIN 1835 B

Designation	D_c inch	d_1 inch	l_4 inch	l_1 inch	L_c inch	Z	lbs	No. of inserts	Type
M5137.026-W19-03-05	1,000	0,750	1,181	3,212	0,197	3	0,353	3	TNMU11T3...
M5137.026-W26-03-05	1,000	1,000	1,181	3,462	0,197	3	0,639	3	
M5137.031-W26-04-05	1,250	1,000	1,181	3,462	0,197	4	0,705	4	
M5137.031-W26-05-05	1,250	1,000	1,181	3,462	0,197	5	0,683	5	
M5137.031-W31-04-05	1,250	1,250	1,181	3,462	0,197	4	1,014	4	
M5137.031-W31-05-05	1,250	1,250	1,181	3,462	0,197	5	0,992	5	

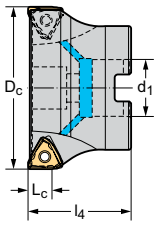

Shell mill mount DIN 138 transverse keyway

Designation	D_c inch	d_1 inch	l_4 inch	l_1 inch	L_c inch	Z	lbs	No. of inserts	Type
M5137.038-B19-05-05	1,500	0,750	1,500		0,197	5	0,331	5	TNMU11T3...
M5137.038-B19-06-05	1,500	0,750	1,500		0,197	6	0,617	6	
M5137.051-B19-06-05	2,000	0,750	1,500		0,197	6	0,728	6	
M5137.051-B19-08-05	2,000	0,750	1,500		0,197	8	0,728	8	
M5137.064-B26-07-05	2,500	1,000	1,500		0,197	7	1,759	7	
M5137.064-B26-09-05	2,500	1,000	1,500		0,197	9	1,146	9	

Bodies and assembly parts are included in the scope of delivery

D 2

WALTER SELECT Stability of machine, workpiece and clamping arrangement → Very good = ☺ → Good = 😐 → Moderate = ☹

New addition to the product range = ☺ 😐 ☹ / ★

www.isotool.se
Tel. 044 - 24 55 70

Assembly parts

	D_c [inch]	1–1,25	1,5–2	2,5
	Clamping screw for indexable insert Tightening torque	FS2061 (T7IP) 0,664 lbs	FS2061 (T7IP) 0,664 lbs	FS2061 (T7IP) 0,664 lbs
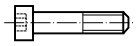	Clamping screw for arbour-mounted tools		FS1518	FS1519

Accessories

	D_c [inch]	1–2,5
	Torque screwdriver, analogue	FS2002
	Interchangeable blade	FS2011 (T7IP)
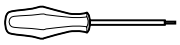	Screwdriver	FS2088 (T7IP)

Indexable inserts

	Designation	Tolerance class	Number of cutting edges	r inch	b inch	P HC WKP25S	P HC WKP35G	P HC WKP35S	P HC WPP35G	P HC WSP45G	M HC WSP45G	K HC WKK25G	K HC WKP25S	K HC WKP35G	K HC WKP35S	K HC WPP35G	S HC WSP45G
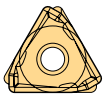	TNMU11T304R-G27	M	3	0,016	0,039	☺	😐	😐	😐	☹	☹	😐	😐	☹	☹	☹	☹
	TNMU11T308R-G27	M	3	0,031	0,030		😐		😐	☹	☹	😐		☹		☹	☹
	TNMU11T304R-G57	M	6	0,016	0,039	☺	😐	😐	😐	☹	☹		😐	☹	☹	☹	☹

HC = beschichtetes Hartmetall

D2

WALTER SELECT Stability of machine, workpiece and clamping arrangement → Very good = ☺ → Good = 😐 → Moderate = ☹

☺ 😐 ☹ / ★ = New addition to the product range

www.isotool.se
Tel. 044 - 24 55 70

Shoulder milling cutters

M5137 mm

TNMU1605...

Xtra·tec® XT



– 6 cutting edges per indexable insert

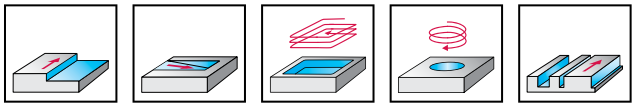

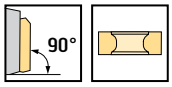

	P	M	K	N	S	H	O
M5137	●●	●	●●		●		

Tool

Designation	D_c mm	d_1 mm	l_4 mm	L_c mm	Z	kg	No. of inserts	Type
M5137-050-B22-04-08	50	22	40	8	4	0,26	4	TNMU1605...
M5137-050-B22-05-08	50	22	40	8	5	0,25	5	
M5137-063-B22-05-08	63	22	40	8	5	0,66	5	
M5137-063-B22-07-08	63	22	40	8	7	0,57	7	
M5137-080-B27-07-08	80	27	50	8	7	0,9	7	
M5137-080-B27-09-08	80	27	50	8	9	0,91	9	
M5137-100-B32-08-08	100	32	50	8	8	2,42	8	
M5137-100-B32-11-08	100	32	50	8	11	1,62	11	
M5137-125-B40-11-08	125	40	63	8	11	3,23	11	
M5137-125-B40-13-08	125	40	63	8	13	3,24	13	

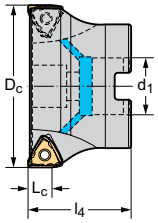

Shell mill mount DIN 138 transverse keyway

M5137-160-B40-12-08	160	40	63	8	12	4,48	12	TNMU1605...
M5137-160-B40-14-08	160	40	63	8	14	4,5	14	

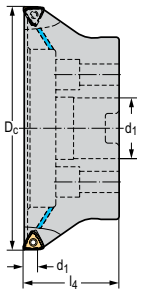

Shell mill mount DIN 138 transverse keyway

Bodies and assembly parts are included in the scope of delivery

D2

WALTER SELECT Stability of machine, workpiece and clamping arrangement → Very good = ☺ → Good = 😐 → Moderate = ☹

New addition to the product range = ☺ 😐 ☹ / ★

www.isotool.se
Tel. 044 - 24 55 70

Assembly parts

	D_c [mm]	50–160
	Clamping screw for indexable insert Tightening torque	FS2079 (T9IP) 2 Nm

Accessories

	D_c [mm]	50–125	160
	Torque screwdriver, analogue	FS2003	
	Torque screwdriver, digital	FS2248	
	Interchangeable blade	FS2013 (T9IP)	
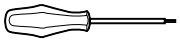	Screwdriver	FS1484 (T9IP)	
	(incl. gasket + screws) Sealing disc set		FS936 SET KOMPLETT
	Gasket		O-R 96X4

Indexable inserts

	Designation	Tolerance class	Number of cutting edges	r mm	b mm	P HC WKP25S	P HC WKP35G	P HC WKP35S	P HC WPP35G	P HC WSP45G	M HC WSP45G	K HC WKK25G	K HC WKP25S	K HC WKP35G	K HC WKP35S	K HC WPP35G	S HC WSP45G
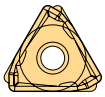	TNMU160508R-G27	M	3	0,8	1,6	☺	😐	😐	😐	☹	☹	😐	😐	☹	☹	☹	☹
	TNMU160512R-G27	M	3	1,2	1,3		😐		😐	☹	☹	😐		☹		☹	☹
	TNMU160516R-G27	M	3	1,6	0,9		😐		😐	☹	☹	😐		☹		☹	☹
	TNMU160508R-G57	M	6	0,8	1,6	☺	😐	😐	😐	☹	☹		😐	☹	☹	☹	☹

HC = beschichtetes Hartmetall

D2

WALTER SELECT Stability of machine, workpiece and clamping arrangement → Very good = ☺ → Good = 😐 → Moderate = ☹

☺ 😐 ☹ / ★ = New addition to the product range

www.isotool.se
Tel. 044 - 24 55 70

Shoulder milling cutters

M5137 inch

TNMU1605...

Xtra·tec® XT



– 6 cutting edges per indexable insert

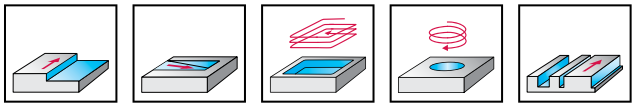

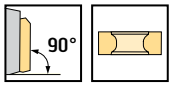

	P	M	K	N	S	H	O
M5137	●●	●	●●		●		

Tool

Designation	D_c inch	d_1 inch	l_4 inch	L_c inch	Z	lbs	No. of inserts	Type
M5137.051-B19-04-08	2,000	0,750	1,500	0,315	4	0,639	4	TNMU1605...
M5137.051-B19-05-08	2,000	0,750	1,500	0,315	5	0,617	5	
M5137.064-B26-05-08	2,500	1,000	1,500	0,315	5	1,065	5	
M5137.064-B26-07-08	2,500	1,000	1,500	0,315	7	1,014	7	
M5137.076-B26-07-08	3,000	1,000	2,000	0,315	7	1,814	7	
M5137.076-B26-09-08	3,000	1,000	2,000	0,315	9	1,764	9	
M5137.102-B38-08-08	4,000	1,500	2,500	0,315	8	5,470	8	
M5137.102-B38-11-08	4,000	1,500	2,500	0,315	11	5,445	11	
M5137.127-B38-11-08	5,000	1,500	2,48	0,315	11	7,496	11	
M5137.127-B38-13-08	5,000	1,500	2,48	0,315	13	7,518	13	

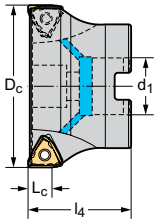

Shell mill mount DIN 138 transverse keyway

M5137.152-B38-12-08	6,000	1,500	2,48	0,315	12	12,037	12	TNMU1605...
M5137.152-B38-14-08	6,000	1,500	2,48	0,315	14	8,841	14	

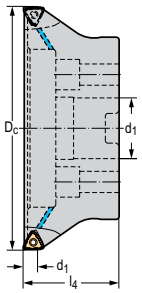

Shell mill mount DIN 138 transverse keyway

Bodies and assembly parts are included in the scope of delivery

D2

WALTER SELECT Stability of machine, workpiece and clamping arrangement → Very good = ☺ → Good = 😐 → Moderate = ☹

www.isotool.se
Tel. 044 - 24 55 70

Assembly parts

	D_c [inch]	2	2,5–3	4–6
	Clamping screw for indexable insert Tightening torque	FS2079 (T9IP) 1,475 lbs	FS2079 (T9IP) 1,475 lbs	FS2079 (T9IP) 1,475 lbs
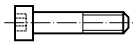	Clamping screw for arbour-mounted tools	FS1518	FS1519	FS1583

Accessories

	D_c [inch]	2–6
	Torque screwdriver, analogue	FS2004
	Torque screwdriver, digital	FS2248
	Interchangeable blade	FS2013 (T9IP)
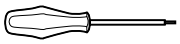	Screwdriver	FS1484 (T9IP)

Indexable inserts

	Designation	Tolerance class	Number of cutting edges	r inch	b inch	P HC WKP25S	P HC WKP35G	P HC WKP35S	P HC WPP35G	P HC WSP45G	M HC WSP45G	K HC WKK25G	K HC WKP25S	K HC WKP35G	K HC WKP35S	K HC WPP35G	S HC WSP45G
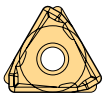	TNMU160508R-G27	M	3	0,031	0,063	☻	😐	😐	😐	☹	☹	😐	😐	☹	☹	☹	☹
	TNMU160512R-G27	M	3	0,047	0,051		😐		😐	☹	☹	😐		☹		☹	☹
	TNMU160516R-G27	M	3	0,063	0,035		😐		😐	☹	☹	😐		☹		☹	☹
	TNMU160508R-G57	M	6	0,031	0,063	☻	😐	😐	😐	☹	☹		😐	☹	☹	☹	☹

HC = beschichtetes Hartmetall

D2

WALTER SELECT Stability of machine, workpiece and clamping arrangement → Very good = ☻ → Good = 😐 → Moderate = ☹

☻ 😐 ☹ / ★ = New addition to the product range

www.isotool.se
Tel. 044 - 24 55 70

Shoulder milling cutters

M4132 mm



– 4 cutting edges per indexable insert

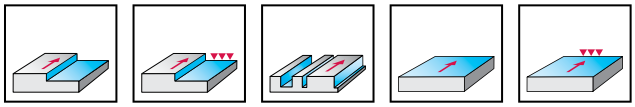

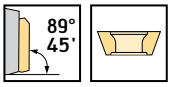

	P	M	K	N	S	H	O
M4132	●●	●●	●●	●●	●●	●	●

Tool

Designation	D_c mm	d_1 mm	l_4 mm	l_1 mm	L_c mm	Z	kg	No. of inserts	Type
ScrewFit									
M4132-016-T14-02-06	16	14,5	25		5,6	2	0,04	2	SD .. 06T2 .. SDGT06T2PDR
M4132-020-T18-02-06	20	18,5	30		5,6	2	0,07	2	
M4132-020-T18-03-06	20	18,5	30		5,6	3	0,07	3	
M4132-025-T22-02-09	25	22	35		8,4	2	0,12	2	SD .. 09T3 .. SDGT09T3PDR
M4132-025-T22-03-06	25	22	35		5,6	3	0,1	3	SD .. 06T2 .. SDGT06T2PDR
M4132-025-T22-04-06	25	22	35		5,6	4	0,12	4	
M4132-032-T28-03-09	32	28	40		8,4	3	0,2	3	SD .. 09T3 .. SDGT09T3PDR
M4132-040-T36-04-09	40	36	40		8,4	4	0,36	4	
M4132-050-T45-06-09	50	45	40		8,4	6	0,55	6	
Cylindrical modular									
M4132-016-TC08-02-06	16	14,5	25		5,6	2	0,03	2	SD .. 06T2 .. SDGT06T2PDR
M4132-020-TC10-02-06	20	18,5	30		5,6	2	0,06	2	
M4132-020-TC10-03-06	20	18,5	30		5,6	3	0,06	3	
M4132-025-TC12-02-09	25	22	35		8,4	2	0,1	2	SD .. 09T3 .. SDGT09T3PDR
M4132-025-TC12-03-06	25	22	35		5,6	3	0,1	3	SD .. 06T2 .. SDGT06T2PDR
M4132-025-TC12-04-06	25	22	35		5,6	4	0,1	4	
M4132-032-TC16-02-09	32	28	40		8,4	2	0,2	2	SD .. 09T3 .. SDGT09T3PDR
M4132-032-TC16-03-09	32	28	40		8,4	3	0,18	3	
DIN 1835 B									
M4132-016-W16-02-06	16	16	31	80	5,6	2	0,12	2	SD .. 06T2 .. SDGT06T2PDR
M4132-020-W20-02-06	20	20	39	90	5,6	2	0,2	2	
M4132-020-W20-03-06	20	20	39	90	5,6	3	0,19	3	
M4132-025-W25-02-09	25	25	43	100	8,4	2	0,34	2	SD .. 09T3 .. SDGT09T3PDR
M4132-025-W25-03-06	25	25	43	100	5,6	3	0,33	3	SD .. 06T2 .. SDGT06T2PDR
M4132-025-W25-04-06	25	25	43	100	5,6	4	0,35	4	
M4132-032-W32-02-09	32	32	49	110	8,4	2	0,61	2	SD .. 09T3 .. SDGT09T3PDR
M4132-032-W32-03-09	32	32	49	110	8,4	3	0,6	3	
M4132-040-W40-04-09	40	40	49	120	8,4	4	1,07	4	
Shell mill mount DIN 138 transverse keyway									
M4132-040-B16-04-09	40	16	40		8,4	4	0,22	4	SD .. 09T3 .. SDGT09T3PDR
M4132-040-B16-05-09	40	16	40		8,4	5	0,22	5	
M4132-050-B22-04-09	50	22	40		8,4	4	0,33	4	
M4132-050-B22-04-12	50	22	40		11,6	4	0,31	4	SD .. 1204 .. SDGT1204PDR
M4132-050-B22-05-12	50	22	40		11,6	5	0,32	5	
M4132-050-B22-06-09	50	22	40		8,4	6	0,35	6	SD .. 09T3 .. SDGT09T3PDR
M4132-063-B22-05-09	63	22	40		8,4	5	0,55	5	
M4132-063-B22-05-12	63	22	40		11,6	5	0,5	5	SD .. 1204 .. SDGT1204PDR
M4132-063-B22-06-12	63	22	40		11,6	6	0,49	6	

Bodies and assembly parts are included in the scope of delivery

WALTER SELECT Stability of machine, workpiece and clamping arrangement → Very good = ☺ → Good = 😐 → Moderate = ☹

www.isotool.se
Tel. 044 - 24 55 70

Assembly parts

	Type	SD .. 06T2 ..	SD .. 09T3 ..	SD .. 1204 ..
	Clamping screw for indexable insert Tightening torque	FS2084 (T7IP) 0,9 Nm	FS2266 (T10IP) 2 Nm	FS1453 (T15IP) 3,5 Nm

Accessories

	Type	SD .. 06T2 ..	SD .. 09T3 ..	SD .. 1204 ..
	Torque screwdriver, analogue	FS2001	FS2003	
	Torque screwdriver, digital		FS2248	
	Interchangeable blade	FS2011 (T7IP)	FS2268 (T10IP)	FS2014 (T15IP)
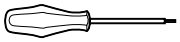	Screwdriver	FS2088 (T7IP)	FS2267 (T10IP)	FS1485 (T15IP)

Indexable inserts

	Designation	Tolerance class	Number of cutting edges	r mm	b mm	P HC WKP25S	P HC WKP35G	P HC WKP35S	P HC WPP35G	P HC WSP45G	M HC WSM35G	M HC WSM45X	M HC WSP45G	K HC WAK15	K HC WKK25G	K HC WKP25S	K HC WKP35G	K HC WKP35S	K HC WPP35G	N DP WDN20	N HC WXN15	N HW WK10	S HC WSM35G	S HC WSM45X	S HC WSP45G
	SDGT06T2PDR-D57	G	4	0,4	1,2	☺	😐	😐		☹	😐		☹			😐	☹	☹					😐		☹
	SDGT09T3PDR-D57	G	4	0,8	1,2	☺	😐	😐	😐	☹	😐		☹			😐	☹	☹	☹				😐		☹
	SDGT1204PDR-D57	G	4	0,8	1,6	☺	😐	😐	😐	☹	😐		☹			😐	☹	☹	☹				😐		☹
	SDHT06T204-G88	H	4	0,4																	☺	😐			
	SDMT06T204-D51	M	4	0,4		☺	😐	😐	😐	☹			☹			😐	☹	☹	☹						☹
	SDMT06T204-D57	M	4	0,4		☺	😐	😐	😐	☹	😐		☹		😐	😐	☹	☹	☹				😐		☹
	SDMT06T204-F57	M	4	0,4		☺	😐	😐	😐	☹	😐	☹	☹	☺		😐	☹	☹	☹				😐	☹	☹
	SDMT06T208-F57	M	4	0,8			😐	😐	😐	☹			☹				☹	☹	☹						☹
	SDMT06T212-F57	M	4	1,2			😐	😐	😐	☹	😐	☹	☹				☹	☹	☹				😐	☹	☹
	SDMW06T204-A57	M	4	0,4		😐	☹	☹								😐	☹	☹							
	SDHT09T304-G88	H	4	0,4																	☺	😐			
	SDHT09T308-G88	H	4	0,8																	☺	😐			
	SDMT09T308-D51	M	4	0,8		☺	😐	😐	😐	☹			☹			😐	☹	☹	☹						☹
	SDMT09T308-D57	M	4	0,8		☺	😐	😐	😐	☹	😐		☹		😐	😐	☹	☹	☹				😐		☹
	SDMT09T304-F57	M	4	0,4			😐	😐		☹			☹				☹	☹							☹
	SDMT09T308-F57	M	4	0,8		☺	😐	😐	😐	☹	😐	☹	☹	☺		😐	☹	☹	☹				😐	☹	☹
	SDMT09T312-F57	M	4	1,2			😐	😐		☹			☹				☹	☹							☹
	SDMT09T316-F57	M	4	1,6			😐	😐		☹			☹				☹	☹							☹
	SDMT09T320-F57	M	4	2			😐	😐	😐	☹	😐	☹	☹				☹	☹	☹				😐	☹	☹
	SDMW09T308-A57	M	4	0,8		😐	☹	☹	☹							😐	☹	☹	☹						
	SDMW09T320-A57	M	4	2			☹			☹			☹		😐		☹								☹
	SDHT120408-G88	H	4	0,8																	☺	😐			
	SDMT120408-F57	M	4	0,8		☺	😐	😐	😐	☹	😐	☹	☹	☺		😐	☹	☹	☹				😐	☹	☹
	SDMT120412-F57	M	4	1,2			😐	😐	😐	☹			☹				☹	☹	☹						☹
	SDMT120416-F57	M	4	1,6			😐	😐		☹			☹				☹	☹							☹
	SDMT120420-F57	M	4	2			😐	😐		☹			☹				☹	☹							☹
	SDMT120425-F57	M	4	2,5			😐	😐	😐	☹	😐	☹	☹				☹	☹	☹				😐	☹	☹
	SDMT120408-D51	M	4	0,8		☺	😐	😐	😐	☹			☹			😐	☹	☹	☹						☹
	SDMT120408-D57	M	4	0,8		☺	😐	😐	😐	☹	😐		☹		😐	😐	☹	☹	☹				😐		☹
	SDMW120408-A57	M	4	0,8		😐	☹	☹	☹							😐	☹	☹	☹						
	SDMW120425-A57	M	4	2,5			☹			☹			☹		😐		☹								☹
	SDGW09T304-A88	G	1	0,4															😐						
	SDGW120408-A88	G	1	0,8															😐						

SD..06T2.. : If the corner radius r is greater than 0.4 mm, the corner area of the body must be reworked.
SD..09T3.. : If the corner radius r is greater than 0.8 mm, the corner area of the body must be reworked.
SD..1204.. : If the corner radius r is greater than 0.8 mm, the corner area of the body must be reworked.
$R_{(body)} = r_{(indexable\ insert)}$

HC = Coated carbide
DP = Polycrystalline diamond
HW = Uncoated carbide

WALTER SELECT Stability of machine, workpiece and clamping arrangement → Very good = ☺ → Good = 😐 → Moderate = ☹

☺ 😐 ☹ / ★ = New addition to the product range

Shoulder milling cutters

M4132 mm



– 4 cutting edges per indexable insert

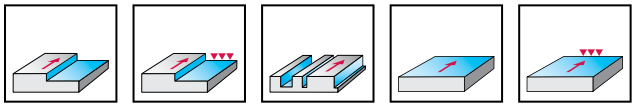

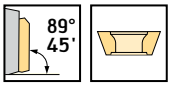

	P	M	K	N	S	H	O
M4132	●●	●●	●●	●●	●●	●	●

Tool

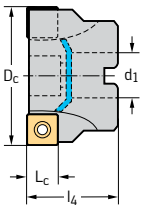

Shell mill mount DIN 138 transverse keyway

Designation	D_c mm	d_1 mm	l_4 mm	l_1 mm	L_c mm	Z	kg	No. of inserts	Type
M4132-063-B22-07-09	63	22	40		8,4	7	0,58	7	SD .. 09T3 .. SDGT09T3PDR
M4132-080-B27-06-09	80	27	50		8,4	6	1,14	6	
M4132-080-B27-06-12	80	27	50		11,6	6	0,69	6	SD .. 1204 .. SDGT1204PDR
M4132-080-B27-08-09	80	27	50		8,4	8	1,17	8	SD .. 09T3 .. SDGT09T3PDR
M4132-080-B27-08-12	80	27	50		11,6	8	1,05	8	SD .. 1204 .. SDGT1204PDR
M4132-100-B32-07-12	100	32	50		11,6	7	1,8	7	
M4132-100-B32-09-12	100	32	50		11,6	9	1,83	9	
M4132-125-B40-08-12	125	40	63		11,6	8	3,37	8	
M4132-125-B40-10-12	125	40	63		11,6	10	3,29	10	

Bodies and assembly parts are included in the scope of delivery

D2

WALTER SELECT Stability of machine, workpiece and clamping arrangement → Very good = ☺ → Good = 😐 → Moderate = ☹

New addition to the product range = ☺ 😐 ☹ / ★

www.isotool.se
Tel. 044 - 24 55 70

Assembly parts

	Type	SD .. 06T2 ..	SD .. 09T3 ..	SD .. 1204 ..
	Clamping screw for indexable insert Tightening torque	FS2084 (T7IP) 0,9 Nm	FS2266 (T10IP) 2 Nm	FS1453 (T15IP) 3,5 Nm

Accessories

	Type	SD .. 06T2 ..	SD .. 09T3 ..	SD .. 1204 ..
	Torque screwdriver, analogue	FS2001	FS2003	
	Torque screwdriver, digital		FS2248	
	Interchangeable blade	FS2011 (T7IP)	FS2268 (T10IP)	FS2014 (T15IP)
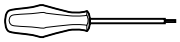	Screwdriver	FS2088 (T7IP)	FS2267 (T10IP)	FS1485 (T15IP)

Indexable inserts

	Designation	Tolerance class	Number of cutting edges	r mm	b mm	P HC WKP25S	P HC WKP35G	P HC WKP35S	P HC WPP35G	P HC WSP45G	M HC WSM35G	M HC WSM45X	M HC WSP45G	K HC WAK15	K HC WKK25G	K HC WKP25S	K HC WKP35G	K HC WKP35S	K HC WPP35G	N DP WDN20	N HC WXN15	N HW WK10	S HC WSM35G	S HC WSM45X	S HC WSP45G
	SDGT06T2PDR-D57	G	4	0,4	1,2	☺	😐	😐		☹	😐		☹			😐	☹	☹					😐		☹
	SDGT09T3PDR-D57	G	4	0,8	1,2	☺	😐	😐	😐	☹	😐		☹			😐	☹	☹	☹				😐		☹
	SDGT1204PDR-D57	G	4	0,8	1,6	☺	😐	😐	😐	☹	😐		☹			😐	☹	☹	☹				😐		☹
	SDHT06T204-G88	H	4	0,4																	☺	😐			
	SDMT06T204-D51	M	4	0,4		☺	😐	😐	😐	☹			☹			😐	☹	☹	☹						☹
	SDMT06T204-D57	M	4	0,4		☺	😐	😐	😐	☹	😐		☹		😐	😐	☹	☹	☹				😐		☹
	SDMT06T204-F57	M	4	0,4		☺	😐	😐	😐	☹	😐	☹	☹	☺		😐	☹	☹	☹				😐	☹	☹
	SDMT06T208-F57	M	4	0,8			😐	😐	😐	☹			☹				☹	☹	☹						☹
	SDMT06T212-F57	M	4	1,2			😐	😐	😐	☹	😐	☹	☹				☹	☹	☹				😐	☹	☹
	SDMW06T204-A57	M	4	0,4		😐	☹	☹								😐	☹	☹							
	SDHT09T304-G88	H	4	0,4																	☺	😐			
	SDHT09T308-G88	H	4	0,8																	☺	😐			
	SDMT09T308-D51	M	4	0,8		☺	😐	😐	😐	☹			☹			😐	☹	☹	☹						☹
	SDMT09T308-D57	M	4	0,8		☺	😐	😐	😐	☹	😐		☹		😐	😐	☹	☹	☹				😐		☹
	SDMT09T304-F57	M	4	0,4			😐	😐		☹			☹				☹	☹							☹
	SDMT09T308-F57	M	4	0,8		☺	😐	😐	😐	☹	😐	☹	☹	☺		😐	☹	☹	☹				😐	☹	☹
	SDMT09T312-F57	M	4	1,2			😐	😐		☹			☹				☹	☹							☹
	SDMT09T316-F57	M	4	1,6			😐	😐		☹			☹				☹	☹							☹
	SDMT09T320-F57	M	4	2			😐	😐	😐	☹	😐	☹	☹				☹	☹	☹				😐	☹	☹
	SDMW09T308-A57	M	4	0,8		😐	☹	☹	☹							😐	☹	☹	☹						
	SDMW09T320-A57	M	4	2			☹			☹			☹		😐		☹								☹
	SDHT120408-G88	H	4	0,8																	☺	😐			
	SDMT120408-F57	M	4	0,8		☺	😐	😐	😐	☹	😐	☹	☹	☺		😐	☹	☹	☹				😐	☹	☹
	SDMT120412-F57	M	4	1,2			😐	😐	😐	☹			☹				☹	☹	☹						☹
	SDMT120416-F57	M	4	1,6			😐	😐		☹			☹				☹	☹							☹
	SDMT120420-F57	M	4	2			😐	😐		☹			☹				☹	☹							☹
	SDMT120425-F57	M	4	2,5			😐	😐	😐	☹	😐	☹	☹				☹	☹	☹				😐	☹	☹
	SDMT120408-D51	M	4	0,8		☺	😐	😐	😐	☹			☹			😐	☹	☹	☹						☹
	SDMT120408-D57	M	4	0,8		☺	😐	😐	😐	☹	😐		☹		😐	😐	☹	☹	☹				😐		☹
	SDMW120408-A57	M	4	0,8		😐	☹	☹	☹							😐	☹	☹	☹						
	SDMW120425-A57	M	4	2,5			☹			☹			☹		😐		☹								☹
	SDGW09T304-A88	G	1	0,4															😐						
	SDGW120408-A88	G	1	0,8															😐						

SD..06T2.. : If the corner radius r is greater than 0.4 mm, the corner area of the body must be reworked.
SD..09T3.. : If the corner radius r is greater than 0.8 mm, the corner area of the body must be reworked.
SD..1204.. : If the corner radius r is greater than 0.8 mm, the corner area of the body must be reworked.
$R_{(body)} = r_{(indexable\ insert)}$

HC = Coated carbide
DP = Polycrystalline diamond
HW = Uncoated carbide

WALTER SELECT Stability of machine, workpiece and clamping arrangement → Very good = ☺ → Good = 😐 → Moderate = ☹

☺ 😐 ☹ / ★ = New addition to the product range

Shoulder milling cutters

M4132 inch



– 4 cutting edges per indexable insert

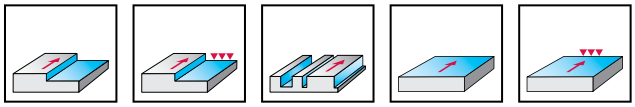

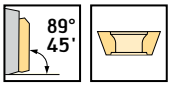

	P	M	K	N	S	H	O
M4132	●●	●●	●●	●●	●●	●	●

Tool

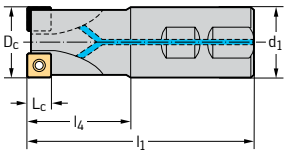

DIN 1835 B

Designation	D_c inch	d_1 inch	l_4 inch	l_1 inch	L_c inch	Z	lbs	No. of inserts	Type
M4132.015-W15-02-06	0,625	0,625	0,945	2,851	0,22	2	0,234	2	SD .. 06T2 .. SDGT06T2PDR
M4132.019-W19-03-06	0,750	0,750	0,945	2,976	0,22	3	0,342	3	
M4132.026-W26-02-09	1,000	1,000	1,339	3,622	0,331	2	0,071	2	SD .. 09T3 .. SDGT09T3PDR
M4132.031-W31-03-09	1,250	1,250	1,417	3,701	0,331	3	0,108	3	

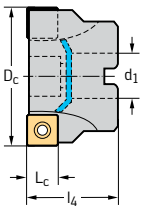

Shell mill mount DIN 138 transverse keyway

Designation	D_c inch	d_1 inch	l_4 inch	l_1 inch	L_c inch	Z	lbs	No. of inserts	Type
M4132.038-B13-05-09	1,500	0,500	1,575		0,331	5	0,049	5	SD .. 09T3 .. SDGT09T3PDR
M4132.051-B19-04-12	2,000	0,750	1,500		0,457	4	0,778	4	SD .. 1204 .. SDGT1204PDR
M4132.051-B19-06-09	2,000	0,750	1,575		0,331	6	0,97	6	SD .. 09T3 .. SDGT09T3PDR
M4132.064-B26-05-12	2,500	1,000	1,575		0,457	5	1,109	5	SD .. 1204 .. SDGT1204PDR
M4132.064-B26-07-09	2,500	1,000	1,575		0,331	7	0,141	7	SD .. 09T3 .. SDGT09T3PDR
M4132.076-B26-06-12	3,000	1,000	1,969		0,457	6	2,002	6	SD .. 1204 .. SDGT1204PDR
M4132.076-B26-08-09	3,000	1,000	1,969		0,331	8	2,317	8	SD .. 09T3 .. SDGT09T3PDR

Bodies and assembly parts are included in the scope of delivery

D2

WALTER SELECT Stability of machine, workpiece and clamping arrangement → Very good = ☺ → Good = 😐 → Moderate = ☹

www.isotool.se
Tel. 044 - 24 55 70

Assembly parts

	Type	SD .. 06T2 ..	SD .. 09T3 ..	SD .. 1204 ..
	Clamping screw for indexable insert Tightening torque	FS2084 (T7IP) 0,664 lbs	FS2266 (T10IP) 1,475 lbs	FS1453 (T15IP) 2,581 lbs
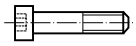	Clamping screw for arbour-mounted tools		FS1597	FS1523

Accessories

	Type	SD .. 06T2 ..	SD .. 09T3 ..	SD .. 1204 ..
	Torque screwdriver, analogue	FS2002	FS2004	
	Torque screwdriver, digital		FS2248	
	Interchangeable blade	FS2011 (T7IP)	FS2268 (T10IP)	FS2014 (T15IP)
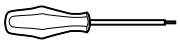	Screwdriver	FS2088 (T7IP)	FS2267 (T10IP)	FS1485 (T15IP)

Indexable inserts

	Designation	Tolerance class	Number of cutting edges	r inch	b inch	P HC WKP25S	P HC WKP35G	P HC WKP35S	P HC WPP35G	P HC WSP45G	M HC WSM35G	M HC WSM45X	M HC WSP45G	K HC WAK15	K HC WKK25G	K HC WKP25S	K HC WKP35G	K HC WKP35S	K HC WPP35G	N DP WDN20	N HC WXN15	N HW WK10	S HC WSM35G	S HC WSM45X	S HC WSP45G
	SDGT06T2PDR-D57	G	4	0,016	0,047	☻	☹	☹		😐	☹		😐			☹	😐	😐					☹		😐
	SDGT09T3PDR-D57	G	4	0,031	0,047	☻	☹	☹	☹	😐	☹		😐			☹	😐	😐	😐				☹		😐
	SDGT1204PDR-D57	G	4	0,031	0,063	☻	☹	☹	☹	😐	☹		😐			☹	😐	😐	😐				☹		😐
	SDHT06T204-G88	H	4	0,016																	☻	☹			
	SDMT06T204-D51	M	4	0,016		☻	☹	☹	☹	😐			😐			☹	😐	😐	😐						😐
	SDMT06T204-D57	M	4	0,016		☻	☹	☹	☹	😐	☹		😐		☹	☹	😐	😐	😐				☹		😐
	SDMT06T204-F57	M	4	0,016		☻	☹	☹	☹	😐	☹	☹	😐	☻		☹	😐	😐	😐				☹	☹	😐
	SDMT06T208-F57	M	4	0,031			☹	☹	☹	😐			😐				😐	😐	😐						😐
	SDMT06T212-F57	M	4	0,047			☹	☹	☹	😐	☹	☹	😐				😐	😐	😐				☹	☹	😐
	SDMW06T204-A57	M	4	0,016		☹	😐	😐								☹	😐	😐							
	SDHT09T304-G88	H	4	0,016																	☻	☹			
	SDHT09T308-G88	H	4	0,031																	☻	☹			
	SDMT09T308-D51	M	4	0,031		☻	☹	☹	☹	😐			😐			☹	😐	😐	😐						😐
	SDMT09T308-D57	M	4	0,031		☻	☹	☹	☹	😐	☹		😐		☹	☹	😐	😐	😐				☹		😐
	SDMT09T304-F57	M	4	0,016			☹	☹		😐			😐				😐	😐							😐
	SDMT09T308-F57	M	4	0,031		☻	☹	☹	☹	😐	☹	☹	😐	☻		☹	😐	😐	😐				☹	☹	😐
	SDMT09T312-F57	M	4	0,047			☹	☹		😐			😐				😐	😐							😐
	SDMT09T316-F57	M	4	0,063			☹	☹		😐			😐				😐	😐							😐
	SDMT09T320-F57	M	4	0,079			☹	☹	☹	😐	☹	☹	😐				😐	😐	😐				☹	☹	😐
	SDMW09T308-A57	M	4	0,031		☹	😐	😐	😐							☹	😐	😐	😐						
	SDMW09T320-A57	M	4	0,079			😐			😐			😐		☹		😐								😐
	SDHT120408-G88	H	4	0,031																	☻	☹			
	SDMT120408-F57	M	4	0,031		☻	☹	☹	☹	😐	☹	☹	😐	☻		☹	😐	😐	😐				☹	☹	😐
	SDMT120412-F57	M	4	0,047			☹	☹	☹	😐			😐				😐	😐	😐						😐
	SDMT120416-F57	M	4	0,063			☹	☹		😐			😐				😐	😐							😐
	SDMT120420-F57	M	4	0,079			☹	☹		😐			😐				😐	😐							😐
	SDMT120425-F57	M	4	0,098			☹	☹	☹	😐	☹	☹	😐				😐	😐	😐				☹	☹	😐
	SDMT120408-D51	M	4	0,031		☻	☹	☹	☹	😐			😐			☹	😐	😐	😐						😐
	SDMT120408-D57	M	4	0,031		☻	☹	☹	☹	😐	☹		😐		☹	☹	😐	😐	😐				☹		😐
	SDMW120408-A57	M	4	0,031		☹	😐	😐	😐							☹	😐	😐	😐						
	SDMW120425-A57	M	4	0,098			☹			😐			😐		☹		😐								😐
	SDGW09T304-A88	G	1	0,016															😐						
	SDGW120408-A88	G	1	0,031															😐						

SD..06T2.. : If the corner radius r is greater than 0.4 mm, the corner area of the body must be reworked.
SD..09T3.. : If the corner radius r is greater than 0.8 mm, the corner area of the body must be reworked.
SD..1204.. : If the corner radius r is greater than 0.8 mm, the corner area of the body must be reworked.
$R_{(body)} = r_{(indexable\ insert)}$

HC = Coated carbide
DP = Polycrystalline diamond
HW = Uncoated carbide

WALTER SELECT Stability of machine, workpiece and clamping arrangement → Very good = ☻ → Good = 😐 → Moderate = ☹

☻ 😐 ☹ / ★ = New addition to the product range

www.isotool.se
Tel. 044 - 24 55 70

Ramping milling cutters

M2131 mm



– For pocket machining
– 2 cutting edges per indexable insert

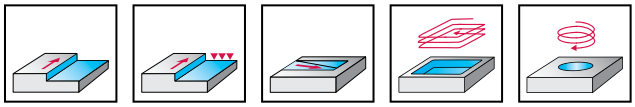

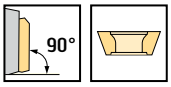

	P	M	K	N	S	H	O
M2131				●●			●

Tool

Designation	D_c mm	d_1 mm	l_4 mm	l_{16} mm	l_1 mm	L_c mm	Z	kg	No. of inserts	Type
ScrewFit										
M2131-025-T22-02-15	25	22	45			15	2	0,1	2	ZD .. 15 . 4 ..
M2131-032-T28-02-15	32	28	50			15	2	0,21	2	
M2131-032-T28-02-20	32	28	50			20	2	0,17	2	ZD .. 20 . 5 ..
M2131-032-T28-03-15	32	28	50			15	3	0,21	3	ZD .. 15 . 4 ..
M2131-040-T36-02-20	40	36	50			20	2	0,35	2	ZD .. 20 . 5 ..
M2131-040-T36-03-15	40	36	50			15	3	0,36	3	ZD .. 15 . 4 ..
Cylindrical shank										
M2131-025-A20-02-15-S	25	20	40		110	15	2	0,25	2	ZD .. 15 . 4 ..
M2131-025-A25-02-15-L	25	25	40		150	15	2	0,5	2	
M2131-032-A20-02-15-S	32	20	40		110	15	2	0,29	2	
M2131-032-A20-03-15-S	32	20	40		110	15	3	0,25	3	
M2131-032-A25-02-15-L	32	25	40		175	15	2	0,65	2	
M2131-032-A25-02-20-L	32	25	40		175	20	2	0,61	2	ZD .. 20 . 5 ..
M2131-032-A25-03-15-L	32	25	40		175	15	3	0,62	3	ZD .. 15 . 4 ..
M2131-032-A32-02-15-L	32	32	50		175	15	2	0,99	2	
M2131-032-A32-02-20-L	32	32	50		175	20	2	0,93	2	ZD .. 20 . 5 ..
M2131-032-A32-03-15-L	32	32	50		175	15	3	0,92	3	ZD .. 15 . 4 ..
HSK DIN 69893-1 A										
M2131-025-H63-02-15	25	63	110	60		15	2	1	2	ZD .. 15 . 4 ..
M2131-032-H63-02-15	32	63	110	65		15	2	1,1	2	
M2131-050-H63-03-20	50	63	110	80		20	3	1,43	3	ZD .. 20 . 5 ..
M2131-050-H63-04-15	50	63	110	80		15	4	0,21	4	ZD .. 15 . 4 ..
M2131-050-H80-03-20-D	50	80	110	80		20	3	1,88	3	ZD .. 20 . 5 ..
Shell mill mount DIN 138 transverse keyway										
M2131-040-B16-03-15	40	16	50			15	3	0,27	3	ZD .. 15 . 4 ..
M2131-050-B22-03-20	50	22	60			20	3	0,53	3	ZD .. 20 . 5 ..
M2131-050-B22-04-15	50	22	50			15	4	0,38	4	ZD .. 15 . 4 ..
M2131-063-B22-04-20	63	22	50			20	4	0,54	4	ZD .. 20 . 5 ..
M2131-063-B22-05-15	63	22	50			15	5	0,59	5	ZD .. 15 . 4 ..
M2131-080-B27-05-15	80	27	60			15	5	1,37	5	

Pre-balanced tools | For information on high-speed applications, see „Technical information/Information on high-speed applications“ | Tools with HSK have a residual imbalance of 3 gmm – with chip hole, without chip | M2131-...-D special interface for Dörries Scharmann (similar to HSK-A DIN 69893) | For HSK accessories, see „Assembly parts and accessories/Transfer units for HSK“ | Bodies and assembly parts are included in the scope of delivery

WALTER SELECT Stability of machine, workpiece and clamping arrangement → Very good = ☺ → Good = 😐 → Moderate = ☹

www.isotool.se
Tel. 044 - 24 55 70

Assembly parts

	Type	ZD .. 15 . 4 ..	ZD .. 20 . 5 ..
	Clamping screw for indexable insert Tightening torque	FS1222 (T15IP) 3,5 Nm	FS2139 (T20IP) 5 Nm
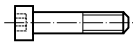	Clamping screw for arbour-mounted tools	M08X040 ISO4762 12.9 (SW 6)	M10X040 ISO4762 12.9 (SW 8)

Accessories

	Type	ZD .. 15 . 4 ..	ZD .. 20 . 5 ..
	Torque screwdriver, analogue	FS2003	
	Torque screwdriver, digital	FS2248	
	Interchangeable blade	FS2014 (T15IP)	FS2015 (T20IP)
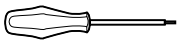	Screwdriver	FS1485 (T15IP)	FS1486 (T20IP)

Indexable inserts

	Designation	Tolerance class	Number of cutting edges	r mm	b mm	N HC HC WNN15	N HC HC WXN15	N HW WK10	N HW WMG40
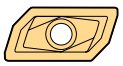	ZDGT150404R-K85	G	2	0,4	1,2	☻	☻	😐	
	ZDGT150408R-K85	G	2	0,8	1,2	☻	☻	😐	
	ZDGT150412R-K85	G	2	1,2	1,2	☻	☻	😐	
	ZDGT150416R-K85	G	2	1,6	1,2	☻	☻	😐	
	ZDGT150420R-K85	G	2	2	1,2	☻	☻	😐	
	ZDGT150430R-K85	G	2	3	1,2	☻	☻	😐	
	ZDGT150440R-K85	G	2	4	1,2	☻	☻	😐	
	ZDGT15A404R-K85	G	2	0,4	1,2				😐
	ZDGT15A408R-K85	G	2	0,8	1,2				😐
	ZDGT15A412R-K85	G	2	1,2	1,2				😐
	ZDGT15A416R-K85	G	2	1,6	1,2				😐
	ZDGT15A420R-K85	G	2	2	1,2				😐
	ZDGT15A430R-K85	G	2	3	1,2				😐
	ZDGT15A440R-K85	G	2	4	1,2				😐
	ZDGT200508R-K85	G	2	0,8	1,2	☻		😐	
	ZDGT200512R-K85	G	2	1,2	1,2			😐	
	ZDGT200516R-K85	G	2	1,6	1,2			😐	
	ZDGT200520R-K85	G	2	2	1,2	☻		😐	
	ZDGT200530R-K85	G	2	3	1,2	☻		😐	
	ZDGT200540R-K85	G	2	4	1,2	☻		😐	
	ZDGT200550R-K85	G	2	5	1,2			😐	
	ZDGT200560R-K85	G	2	6	1,2			😐	
	ZDGT200564R-K85	G	2	6,4	1,2			😐	
	ZDGT20A508R-K85	G	2	0,8	1,2				😐
	ZDGT20A516R-K85	G	2	1,6	1,2				😐
	ZDGT20A520R-K85	G	2	2	1,2				😐
	ZDGT20A530R-K85	G	2	3	1,2				😐
	ZDGT20A540R-K85	G	2	4	1,2				😐
	ZDGT20A550R-K85	G	2	5	1,2				😐

If the corner radius r = 2.0 mm or above, the corner area of the body must be reworked:
R (body) = r (indexable insert) – 1 mm

HC = Coated carbide
HW = Uncoated carbide

D2

WALTER SELECT Stability of machine, workpiece and clamping arrangement → Very good = ☻ → Good = 😐 → Moderate = ☹

☻ 😐 ☹ / ★ = New addition to the product range

www.isotool.se
Tel. 044 - 24 55 70

Ramping milling cutters

M2131 inch



– For pocket machining
– 2 cutting edges per indexable insert

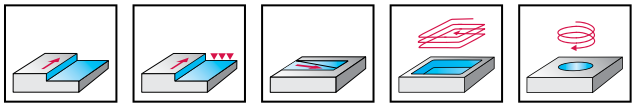

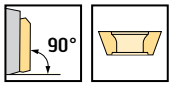

	P	M	K	N	S	H	O
M2131				●●			●

Tool

Designation	D_c inch	d_1 inch	l_4 inch	l_1 inch	L_c inch	Z	lbs	No. of inserts	Type
ScrewFit									
M2131.026-T22-02-15	1,000	0,866	1,752		0,591	2	0,231	2	ZD .. 15 . 4 ..
M2131.031-T28-02-15	1,250	1,102	2,000		0,591	2	0,511	2	
M2131.031-T28-03-15	1,250	1,102	2,000		0,591	3	0,465	3	
M2131.038-T36-03-15	1,500	1,417	2,000		0,591	3	0,825	3	
Cylindrical shank									
M2131.026-A26-02-15-L	1,000	1,000	1,500	6,000	0,591	2	1,188	2	ZD .. 15 . 4 ..
M2131.031-A26-02-15-L	1,250	1,000	1,500	7,000	0,591	2	1,475	2	
M2131.031-A26-03-15-L	1,250	1,000	1,500	7,000	0,591	3	1,411	3	
M2131.038-A31-03-15-L	1,500	1,250	2,252	7,000	0,591	3	2,355	3	
Shell mill mount DIN 138 transverse keyway									
M2131.051-B19-03-20	2,000	0,750	2,000		0,787	3	0,884	3	ZD .. 20 . 5 ..
M2131.051-B19-04-15	2,000	0,750	2,000		0,591	4	0,904	4	ZD .. 15 . 4 ..
M2131.064-B26-04-20	2,500	1,000	2,000		0,787	4	1,08	4	ZD .. 20 . 5 ..
M2131.064-B26-05-15	2,500	1,000	2,000		0,591	5	1,168	5	ZD .. 15 . 4 ..
M2131.076-B26-05-15	3,000	1,000	2,000		0,591	5	2,072	5	
M2131.076-B26-05-20	3,000	1,000	2,000		0,787	5	1,784	5	ZD .. 20 . 5 ..

Pre-balanced tools | For information on high-speed applications, see „Technical information/Information on high-speed applications“ | Bodies and assembly parts are included in the scope of delivery

D2

WALTER SELECT Stability of machine, workpiece and clamping arrangement → Very good = ☺ → Good = 😐 → Moderate = ☹

New addition to the product range = ☺ 😐 ☹ / ★

www.isotool.se
Tel. 044 - 24 55 70

Assembly parts

	Type	ZD .. 15 . 4 ..	ZD .. 20 . 5 ..
	Clamping screw for indexable insert Tightening torque	FS1222 (T15IP) 2,581 lbs	FS2281 (T20IP) 3,688 lbs
	Clamping screw for arbour-mounted tools	FS1338	FS1338

Accessories

	Type	ZD .. 15 . 4 ..	ZD .. 20 . 5 ..
	Torque screwdriver, analogue	FS2004	
	Torque screwdriver, digital	FS2248	
	Interchangeable blade	FS2014 (T15IP)	FS2015 (T20IP)
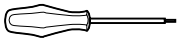	Screwdriver	FS1485 (T15IP)	FS1486 (T20IP)

Indexable inserts

	Designation	Tolerance class	Number of cutting edges	r inch	b inch	N HC HC WNN15	N HC HC WXN15	N HW WK10	N HW WMG40
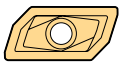	ZDGT150404R-K85	G	2	0,016	0,047	☺	☺	😐	
	ZDGT150408R-K85	G	2	0,031	0,047	☺	☺	😐	
	ZDGT150412R-K85	G	2	0,047	0,047	☺	☺	😐	
	ZDGT150416R-K85	G	2	0,063	0,047	☺	☺	😐	
	ZDGT150420R-K85	G	2	0,079	0,047	☺	☺	😐	
	ZDGT150430R-K85	G	2	0,118	0,047	☺	☺	😐	
	ZDGT150440R-K85	G	2	0,157	0,047	☺	☺	😐	
	ZDGT15A404R-K85	G	2	0,016	0,047				😐
	ZDGT15A408R-K85	G	2	0,031	0,047				😐
	ZDGT15A412R-K85	G	2	0,047	0,047				😐
	ZDGT15A416R-K85	G	2	0,063	0,047				😐
	ZDGT15A420R-K85	G	2	0,079	0,047				😐
	ZDGT15A430R-K85	G	2	0,118	0,047				😐
	ZDGT15A440R-K85	G	2	0,157	0,047				😐
	ZDGT200508R-K85	G	2	0,031	0,047	☺		😐	
	ZDGT200512R-K85	G	2	0,047	0,047			😐	
	ZDGT200516R-K85	G	2	0,063	0,047			😐	
	ZDGT200520R-K85	G	2	0,079	0,047	☺		😐	
	ZDGT200530R-K85	G	2	0,118	0,047	☺		😐	
	ZDGT200540R-K85	G	2	0,157	0,047	☺		😐	
	ZDGT200550R-K85	G	2	0,197	0,047			😐	
	ZDGT200560R-K85	G	2	0,236	0,047			😐	
	ZDGT200564R-K85	G	2	0,252	0,047			😐	
	ZDGT20A508R-K85	G	2	0,031	0,047				😐
	ZDGT20A516R-K85	G	2	0,063	0,047				😐
	ZDGT20A520R-K85	G	2	0,079	0,047				😐
	ZDGT20A530R-K85	G	2	0,118	0,047				😐
	ZDGT20A540R-K85	G	2	0,157	0,047				😐
	ZDGT20A550R-K85	G	2	0,197	0,047				😐

If the corner radius r = 2.0 mm or above, the corner area of the body must be reworked:
R (body) = r (indexable insert) – 1 mm

HC = Coated carbide
HW = Uncoated carbide

D2

WALTER SELECT Stability of machine, workpiece and clamping arrangement → Very good = ☺ → Good = 😐 → Moderate = 😵

☺ 😐 😵 / ★ = New addition to the product range

www.isotool.se
Tel. 044 - 24 55 70

Ramping milling cutters

M2331 mm



– For pocket machining
– 2 cutting edges per indexable insert

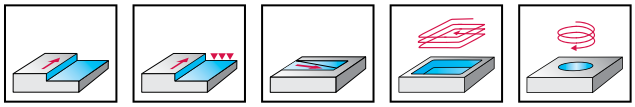

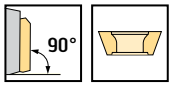

	P	M	K	N	S	H	O
M2331				●●			●

Tool

Designation	D_c mm	d_1 mm	l_4 mm	l_{16} mm	L_c mm	Z	kg	No. of inserts	Type
M2331-040-B16-03-15	40	16	50		15	3	0,22	3	ZD .. 15A4 ..
M2331-050-B22-03-20	50	22	60		20	3	0,42	3	ZD .. 20A5 ..
M2331-050-B22-04-15	50	22	50		15	4	0,42	4	ZD .. 15A4 ..

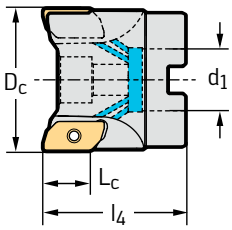

Shell mill mount DIN 138 transverse keyway

Designation	D_c mm	d_1 mm	l_4 mm	l_{16} mm	L_c mm	Z	kg	No. of inserts	Type
M2331-050-H80F-04-15-MA	50	80	110	80	15	4	1,89	4	ZD .. 15A4 ..

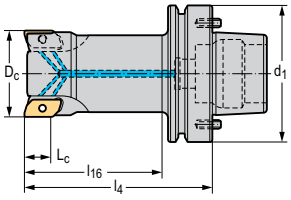

Pre-balanced tools | For information on high-speed applications, see „Technical information/Information on high-speed applications“ | Tools with HSK have a residual imbalance of 3 gmm – with chip hole, without chip | M2331-...-MA special interface for Makino (similar to HSK-A DIN 69893) | Bodies and assembly parts are included in the scope of delivery

D2

WALTER SELECT Stability of machine, workpiece and clamping arrangement → Very good = ☺ → Good = 😐 → Moderate = ☹

Assembly parts

	Type	ZD .. 15A4 ..	ZD .. 20A5 ..
	Clamping screw for indexable insert Tightening torque	FS1453 (T15IP) 3,5 Nm	FS2281 (T20IP) 5 Nm
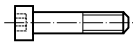	Clamping screw for arbour-mounted tools	M08X040 ISO4762 12.9 (SW 6)	M10X040 ISO4762 12.9 (SW 8)

Accessories

	Type	ZD .. 15A4 ..	ZD .. 20A5 ..
	Torque screwdriver, analogue	FS2003	
	Torque screwdriver, digital	FS2248	
	Interchangeable blade	FS2014 (T15IP)	FS2015 (T20IP)
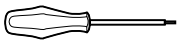	Screwdriver	FS1485 (T15IP)	FS1486 (T20IP)

Indexable inserts

	Designation	Tolerance class	Number of cutting edges	r mm	b mm	N HW WMG40
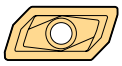	ZDGT15A404R-K85	G	2	0,4	1,2	
	ZDGT15A408R-K85	G	2	0,8	1,2	
	ZDGT15A412R-K85	G	2	1,2	1,2	
	ZDGT15A416R-K85	G	2	1,6	1,2	
	ZDGT15A420R-K85	G	2	2	1,2	
	ZDGT15A430R-K85	G	2	3	1,2	
	ZDGT15A440R-K85	G	2	4	1,2	
	ZDGT20A508R-K85	G	2	0,8	1,2	
	ZDGT20A516R-K85	G	2	1,6	1,2	
	ZDGT20A520R-K85	G	2	2	1,2	
	ZDGT20A530R-K85	G	2	3	1,2	
	ZDGT20A540R-K85	G	2	4	1,2	
	ZDGT20A550R-K85	G	2	5	1,2	

If the corner radius r = 2.0 mm or above, the corner area of the body must be reworked:
R (body) = r (indexable insert) – 1 mm

HW = Uncoated carbide

D2

WALTER SELECT Stability of machine, workpiece and clamping arrangement → Very good = ☻ → Good = 😐 → Moderate = ☹

☻ 😐 ☹ / ★ = New addition to the product range

www.isotool.se
Tel. 044 - 24 55 70

Ramping milling cutters

M2331 inch



– For pocket machining
– 2 cutting edges per indexable insert

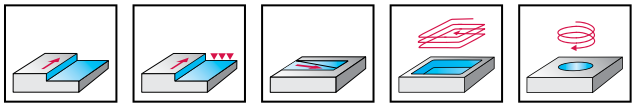

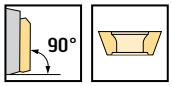

	P	M	K	N	S	H	O
M2331				●●			●

Tool

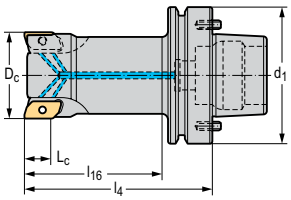

Designation	D_c inch	d_1 inch	l_4 inch	l_{16} inch	L_c inch	Z	lbs	No. of inserts	Type
M2331.051-H80F-04-15-MA	2,000	3,150	4,331	3,150	0,591	4	4,226	4	ZD .. 15A4 ..

Pre-balanced tools | For information on high-speed applications, see „Technical information/Information on high-speed applications“ | Tools with HSK have a residual imbalance of 3 gmm – with chip hole, without chip | M2331-...-MA special interface for Makino (similar to HSK-A DIN 69893) | Bodies and assembly parts are included in the scope of delivery

D 2

WALTER SELECT Stability of machine, workpiece and clamping arrangement → Very good = ☺ → Good = 😐 → Moderate = ☹

www.isotool.se
Tel. 044 - 24 55 70

Assembly parts

	Type	ZD .. 15A4 ..
	Clamping screw for indexable insert Tightening torque	FS1453 (T15IP) 2,581 lbs

Accessories

	Type	ZD .. 15A4 ..
	Torque screwdriver, analogue	FS2004
	Torque screwdriver, digital	FS2248
	Interchangeable blade	FS2014 (T15IP)
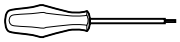	Screwdriver	FS1485 (T15IP)

Indexable inserts

	Designation	Tolerance class	Number of cutting edges	r inch	b inch	N HW WMG40
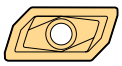	ZDGT15A404R-K85	G	2	0,016	0,047	☺
	ZDGT15A408R-K85	G	2	0,031	0,047	☺
	ZDGT15A412R-K85	G	2	0,047	0,047	☺
	ZDGT15A416R-K85	G	2	0,063	0,047	☺
	ZDGT15A420R-K85	G	2	0,079	0,047	☺
	ZDGT15A430R-K85	G	2	0,118	0,047	☺
	ZDGT15A440R-K85	G	2	0,157	0,047	☺

If the corner radius r = 2.0 mm or above, the corner area of the body must be reworked:
R (body) = r (indexable insert) – 1 mm

HW = Uncoated carbide

D2

WALTER SELECT Stability of machine, workpiece and clamping arrangement → Very good = ☺ → Good = 😐 → Moderate = ☹

☺ 😐 ☹ / ★ = New addition to the product range

www.isotool.se
Tel. 044 - 24 55 70

Close pitch cutter

M2136 mm

SNEF120408R; SNEX1204PN ..





– 8 cutting edges per indexable insert
– Axial repositioning not possible

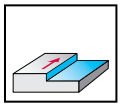

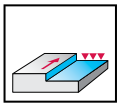

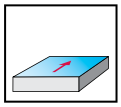

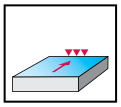

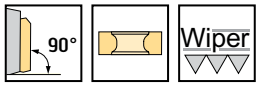

	P	M	K	N	S	H	O
M2136			●●				

Tool

Designation	D_c mm	d_1 mm	l_4 mm	L_c mm	Z	kg	No. of inserts	Type
M2136-050-B22-06-06	50	22	50	6,5	6	0,56	6	SNEF120408R SNEX1204PN ..
M2136-063-B22-08-06	63	22	50	6,5	8	0,7	8	
M2136-080-B27-12-06	80	27	50	6,5	12	1,23	12	
M2136-100-B32-16-06	100	32	50	6,5	16	1,79	16	
M2136-125-B40-20-06	125	40	63	6,5	20	3,42	20	

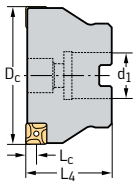

Shell mill mount DIN 138 transverse keyway

M2136-160-B40-24-06	160	40	63	6,5	24	6,05	24	SNEF120408R SNEX1204PN ..

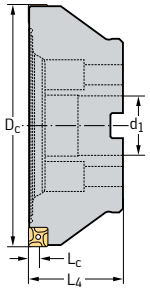

Shell mill mount DIN 138 transverse keyway

Bodies and assembly parts are included in the scope of delivery

D2

WALTER SELECT Stability of machine, workpiece and clamping arrangement → Very good = ☺ → Good = 😐 → Moderate = ☹

www.isotool.se
Tel. 044 - 24 55 70

Assembly parts

	D_c [mm]	50–160
	Clamping wedge	FK377
	Clamping screw for clamping wedge Tightening torque	FS2185 (T10IP) 4 Nm

Accessories

	D_c [mm]	50–160
	Torque screwdriver, analogue	FS2003
	Torque screwdriver, digital	FS2248
	Interchangeable blade	FS2268 (T10IP)
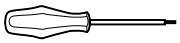	Screwdriver	FS2267 (T10IP)

Indexable inserts

	Designation	Tolerance class	Number of cutting edges	r mm	b mm	P HC WKP35G	K HC WAK15	K HC WHH15X	K HC WKK25G	K HC WKP25S	K HC WKP35G	H HC WHH15X
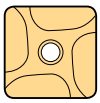	SNEF120408R-B67	E	8	0,8	2,1	☹			☺	☺	☹	
	SNEF1204PNN-A27	E	8	1,2	10,3			☺				☺
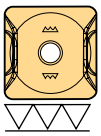	SNEX1204PNN-A27	E	4	1,2	10,3		☺	☺				☺
	SNEX1204PNR-B67	E	4	0,8	10,8		☺	☺				☺

HC = beschichtetes Hartmetall

D2

WALTER SELECT Stability of machine, workpiece and clamping arrangement → Very good = ☺ → Good = 😐 → Moderate = ☹

☺ 😐 ☹ / ★ = New addition to the product range

www.isotool.se
Tel. 044 - 24 55 70

Shoulder milling cutters

F5041 mm

LNH . 0904 .. R

Walter BLAXX



– Tangential arrangement of indexable inserts
– 4 cutting edges per indexable insert

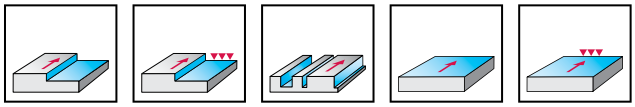

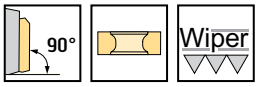

	P	M	K	N	S	H	O
F5041	●●	●●	●●	●●	●●	●	●

Tool

Designation	D_c mm	d_1 mm	l_4 mm	l_1 mm	L_c mm	Z	kg	No. of inserts	Type
ScrewFit									
F5041.T22.025.Z03.08	25	22	35		8	3	0,11	3	LNH . 0904 .. R
F5041.T22.025.Z04.08	25	22	35		8	4	0,11	4	
F5041.T28.032.Z04.08	32	28	40		8	4	0,22	4	
F5041.T28.032.Z05.08	32	28	40		8	5	0,22	5	
DIN 1835 B									
F5041.W25.025.Z03.08	25	25	43	100	8	3	0,34	3	LNH . 0904 .. R
F5041.W25.025.Z04.08	25	25	43	100	8	4	0,32	4	
F5041.W32.032.Z04.08	32	32	49	110	8	4	0,6	4	
F5041.W32.032.Z05.08	32	32	49	110	8	5	0,6	5	
Cylindrical shank									
F5041.Z25.025.Z03.08	25	25	38	200	8	3	0,74	3	LNH . 0904 .. R
F5041.Z25.025.Z04.08	25	25	38	200	8	4	0,7	4	
F5041.Z32.032.Z04.08	32	32	39	250	8	4	1,49	4	
F5041.Z32.032.Z05.08	32	32	39	250	8	5	1,5	5	
Shell mill mount DIN 138 transverse keyway									
F5041.B16.040.Z04.08	40	16	40		8	4	0,22	4	LNH . 0904 .. R
F5041.B16.040.Z06.08	40	16	40		8	6	0,22	6	
F5041.B22.050.Z05.08	50	22	40		8	5	0,49	5	
F5041.B22.050.Z07.08	50	22	40		8	7	0,36	7	
F5041.B22.063.Z07.08	63	22	40		8	7	0,75	7	
F5041.B22.063.Z10.08	63	22	40		8	10	0,75	10	

constructively balanced | Bodies and assembly parts are included in the scope of delivery

D2

WALTER SELECT Stability of machine, workpiece and clamping arrangement → Very good = ☺ → Good = 😐 → Moderate = ☹

New addition to the product range = ☺ ☺ ☺ / ★

www.isotool.se
Tel. 044 - 24 55 70

Assembly parts

	D_c [mm]	25–63
	Clamping screw for indexable insert Tightening torque	FS1457 (T9IP) 2 Nm

Accessories

	D_c [mm]	25	32	40–63
	Torque screwdriver, analogue		FS2003	
	Torque screwdriver, digital		FS2248	
	Interchangeable blade		FS2013 (T9IP)	
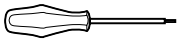	Screwdriver		FS1484 (T9IP)	

Indexable inserts

	Designation	Tolerance class	Number of cutting edges	r mm	b mm	P HC WHH15X	P HC WKP25S	P HC WKP35G	P HC WKP35S	P HC WPM15G	P HC WPP35G	P HC WSP45G	M HC WPM15G	M HC WSM35G	M HC WSM45X	M HC WSP45G	K HC WAK15	K HC WHH15X	K HC WKK25G	K HC WKP25S	K HC WKP35G	K HC WKP35S	K HC WPM15G	K HC WPP35G	N HC WXN15	N HW WK10	S HC WSM35G	S HC WSM45X	S HC WSP45G	H HC WHH15X
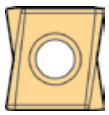	LNHU090404R-L55T	H	4	0,4	1,5		☺	☺	☺		☺	☹		☺		☹	☺		☺	☺	☹	☹		☹			☺		☹	
	LNHU090408R-L55T	H	4	0,8	1,1		☺	☺	☺		☺	☹		☺		☹			☺	☺	☹	☹		☹			☺		☹	
	LNHU090412R-L55T	H	4	1,2	0,8			☺	☺		☺	☹		☺		☹					☹	☹		☹			☺		☹	
	LNHU090416R-L55T	H	4	1,6				☺	☺		☺	☹		☺		☹					☹	☹		☹			☺		☹	
	LNHU090420R-L55T	H	4	2				☺	☺		☺	☹		☺		☹					☹	☹		☹			☺		☹	
	LNHU090404R-L65T	H	4	0,4	1,5							☹				☹													☹	
	LNHU090404R-L85T	H	4	0,4	1,5																				☺	☺				
	LNMU090404R-L55T	M	4	0,4	1,5		☺	☺	☺		☺	☹			☹	☹			☺	☺	☹	☹		☹				☹	☹	
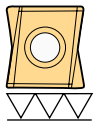	LNHX0904PDR-L55T	H	2	0,4	3,5	☺				☺			☺				☺	☺					☺							☺

LNHX0904PDR-L55T wiper insert only in combination with LNHU090404R-L55T . .
Do not use the LNHX0904PDR-L55T wiper insert in tools D_C=25 mm.

HC = Coated carbide
HW = Uncoated carbide

D2

WALTER SELECT Stability of machine, workpiece and clamping arrangement → Very good = ☺ → Good = 😐 → Moderate = ☹

☺ 😐 ☹ / ★ = New addition to the product range

www.isotool.se
Tel. 044 - 24 55 70

Shoulder milling cutters

F5041 inch

LNH . 0904 .. R

Walter BLAXX



– Tangential arrangement of indexable inserts
– 4 cutting edges per indexable insert

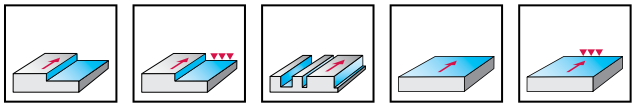

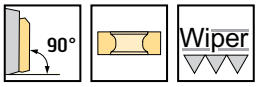

	P	M	K	N	S	H	O
F5041	●●	●●	●●	●●	●●	●	●

Tool

	Designation	D_c inch	d_1 inch	l_4 inch	l_1 inch	L_c inch	Z	lbs	No. of inserts	Type
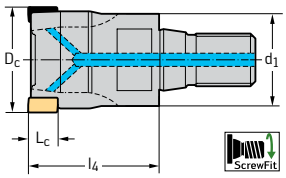 ScrewFit	F5041.UT22.026.Z02.08	1,000	0,866	1,378		0,315	2	0,243	2	LNH . 0904 .. R
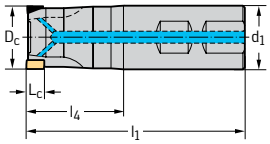 DIN 1835 B	F5041.UW26.026.Z03.08	1,000	1,000	1,719	4,000	0,315	3	0,785	3	LNH . 0904 .. R
	F5041.UW31.031.Z04.08	1,250	1,250	1,719	4,000	0,315	4	1,224	4	
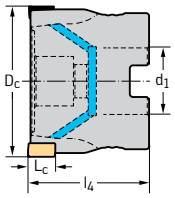 Shell mill mount DIN 138 transverse keyway	F5041.UB19.051.Z05.08	2,000	0,750	1,575		0,315	5	1,371	5	LNH . 0904 .. R

constructively balanced | Screwdriver included in the scope of delivery | Bodies and assembly parts are included in the scope of delivery

D2

WALTER SELECT Stability of machine, workpiece and clamping arrangement → Very good = ☺ → Good = 😐 → Moderate = ☹

www.isotool.se
Tel. 044 - 24 55 70

Assembly parts

	D_c [inch]	1–1,25	2
	Clamping screw for indexable insert Tightening torque	FS1457 (T9IP) 1,475 lbs	FS1457 (T9IP) 1,475 lbs
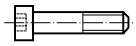	Clamping screw for arbour-mounted tools		FS1518

Accessories

	D_c [inch]	1–2
	Torque screwdriver, analogue	FS2004
	Torque screwdriver, digital	FS2248
	Interchangeable blade	FS2013 (T9IP)
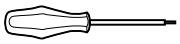	Screwdriver	FS1484 (T9IP)

Indexable inserts

	Designation	Tolerance class	Number of cutting edges	r inch	b inch	P HC WHH15X	P HC WKP25S	P HC WKP35G	P HC WKP35S	P HC WPM15G	P HC WPP35G	P HC WSP45G	M HC WPM15G	M HC WSM35G	M HC WSM45X	M HC WSP45G	K HC WAK15	K HC WHH15X	K HC WKK25G	K HC WKP25S	K HC WKP35G	K HC WKP35S	K HC WPM15G	K HC WPP35G	N HC WXN15	N HW WK10	S HC WSM35G	S HC WSM45X	S HC WSP45G	H HC WHH15X
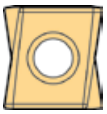	LNHU090404R-L55T	H	4	0,016	0,059		☺	😐	😐		😐	☹		😐		☹	☺		😐	😐	☹	☹		☹			😐		☹	
	LNHU090408R-L55T	H	4	0,031	0,043		☺	😐	😐		😐	☹		😐		☹			😐	😐	☹	☹		☹			😐		☹	
	LNHU090412R-L55T	H	4	0,047	0,031			😐	😐		😐	☹		😐		☹					☹	☹		☹			😐		☹	
	LNHU090416R-L55T	H	4	0,063				😐	😐		😐	☹		😐		☹					☹	☹		☹			😐		☹	
	LNHU090420R-L55T	H	4	0,079				😐	😐		😐	☹		😐		☹					☹	☹		☹			😐		☹	
	LNHU090404R-L65T	H	4	0,016	0,059							☹				☹														
	LNHU090404R-L85T	H	4	0,016	0,059																			☺	😐					
	LNMU090404R-L55T	M	4	0,016	0,059		☺	😐	😐		😐	☹			☹	☹			😐	😐	☹	☹		☹				☹	☹	
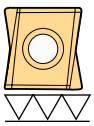	LNHX0904PDR-L55T	H	2	0,016	0,138	☺				☺			☺				☺	☺					☺							☺

LNHX0904PDR-L55T wiper insert only in combination with LNHU090404R-L55T . .
Do not use the LNHX0904PDR-L55T wiper insert in tools D_C=25 mm.

HC = Coated carbide
HW = Uncoated carbide

D2

WALTER SELECT Stability of machine, workpiece and clamping arrangement → Very good = ☺ → Good = 😐 → Moderate = ☹

☺ 😐 ☹ / ★ = New addition to the product range

www.isotool.se
Tel. 044 - 24 55 70

Shoulder milling cutters

F5141 mm

LNH . 1306 .. R

Walter BLAXX



– Tangential arrangement of indexable inserts
– 4 cutting edges per indexable insert

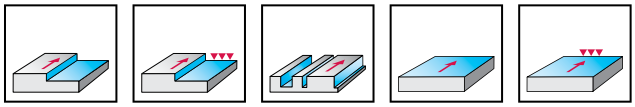

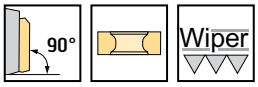

	P	M	K	N	S	H	O
F5141	●●	●●	●●	●●	●●	●	●

Tool

	Designation	D_c mm	d_1 mm	l_4 mm	l_1 mm	L_c mm	Z	kg	No. of inserts	Type
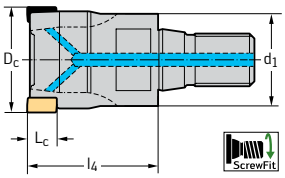 ScrewFit	F5141.T36.040.Z05.12	40	36	40		12	5	0,36	5	LNH . 1306 .. R
	F5141.T45.050.Z06.12	50	45	40		12	6	0,51	6	
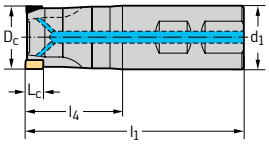 DIN 1835 B	F5141.W32.040.Z05.12	40	32	49	110	12	5	0,64	5	LNH . 1306 .. R
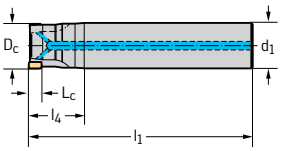 Cylindrical shank	F5141.Z32.040.Z03.12	40	32	44	250	12	3	1,57	3	LNH . 1306 .. R
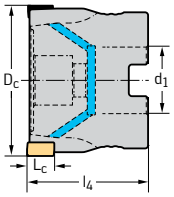 Shell mill mount DIN 138 transverse keyway	F5141.B16.040.Z04.12	40	16	40		12	4	0,2	4	LNH . 1306 .. R
	F5141.B16.040.Z05.12	40	16	40		12	5	0,22	5	
	F5141.B22.050.Z05.12	50	22	40		12	5	0,32	5	
	F5141.B22.050.Z06.12	50	22	40		12	6	0,45	6	
	F5141.B22.063.Z06.12	63	22	40		12	6	0,57	6	
	F5141.B22.063.Z08.12	63	22	40		12	8	0,57	8	
	F5141.B27.080.Z07.12	80	27	50		12	7	1,29	7	
	F5141.B27.080.Z10.12	80	27	50		12	10	1,27	10	
	F5141.B32.100.Z09.12	100	32	50		12	9	1,59	9	
	F5141.B32.100.Z13.12	100	32	50		12	13	2,02	13	
	F5141.B40.125.Z11.12	125	40	63		12	11	3,48	11	
	F5141.B40.125.Z16.12	125	40	63		12	16	3,38	16	

constructively balanced | Bodies and assembly parts are included in the scope of delivery

D2

WALTER SELECT Stability of machine, workpiece and clamping arrangement → Very good = ☺ → Good = 😐 → Moderate = ☹

New addition to the product range = ☺ 😐 ☹ / ★

www.isotool.se
Tel. 044 - 24 55 70

Assembly parts

	D_c [mm]	40–160
	Clamping screw for indexable insert Tightening torque	FS2081 (T15IP) 4 Nm

Accessories

	D_c [mm]	40	50	63–125	160
	Torque screwdriver, analogue	FS2003			
	Torque screwdriver, digital	FS2248			
	Interchangeable blade	FS2014 (T15IP)			
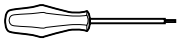	Screwdriver	FS1485 (T15IP)			
	(incl. gasket + screws) Sealing disc set				FS936 SET KOMPLETT
	Torque wrench				O-R 96X4

Indexable inserts

	Designation	Tolerance class	Number of cutting edges	r mm	b mm	P HC WHH15X	P HC WKP25S	P HC WKP35G	P HC WKP35S	P HC WPM15G	P HC WPP35G	P HC WSP45G	P HC WXM15	M HC WPM15G	M HC WSM35G	M HC WSM45X	M HC WSP45G	M HC WXM15	K HC WAK15	K HC WHH15X	K HC WKK25G	K HC WKP25S	K HC WKP35G	K HC WKP35S	K HC WPM15G	K HC WPP35G	K HC WXM15	N HC WXN15	N HW WK10	S HC WSM35G	S HC WSM45X	S HC WSP45G	H HC WHH15X
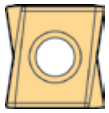	LNHU130608R-L55T	H	4	0,8	2,2		😐	😐	😐		😐	😟			😐		😟		😐		😟	😟	😟	😟		😟				😐		😟	
	LNHU130612R-L55T	H	4	1,2	1,9			😐	😐		😐	😟			😐		😟						😟	😟		😟				😐		😟	
	LNHU130616R-L55T	H	4	1,6	1,5			😐	😐		😐	😟			😐		😟						😟	😟		😟				😐		😟	
	LNHU130620R-L55T	H	4	2	1,2			😐	😐		😐	😟			😐		😟						😟	😟		😟				😐		😟	
	LNHU130625R-L55T	H	4	2,5	0,7			😐	😐		😐	😟			😐		😟						😟	😟		😟				😐		😟	
	LNHU130630R-L55T	H	4	3				😐	😐		😐	😟			😐		😟						😟	😟		😟				😐		😟	
	LNHU130632R-L55T	H	4	3,2				😐	😐		😐	😟			😐		😟						😟	😟		😟				😐		😟	
	LNHU130608R-L65T	H	4	0,8	2,2							😟					😟															😟	
	LNHU130608R-L85T	H	4	0,8	2,2																							😐	😐				
	LNMU130608R-L55T	M	4	0,8	2,2		😐	😐	😐		😐	😟				😟	😟				😐	😐	😟	😟		😟					😟	😟	
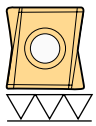	LNHX130608R-L55T	H	4	0,8	2,2	😐				😐			😐	😐				😐	😐	😐					😐		😐						😐
	LNHX1306PDR-L55T	H	2	0,6	5	😐				😐			😐	😐				😐	😐	😐					😐		😐						😐

LNHX130608R-L55T wiper insert only in combination with LNHU130608R-L55T . .
LNHX1306PDR-L55T wiper insert only in combination with LNHU130608R-L55T . .
Do not use the LNHX1306..R-L55T wiper insert in tools D_C=40 mm.

HC = Coated carbide
HW = Uncoated carbide

D2

WALTER SELECT Stability of machine, workpiece and clamping arrangement → Very good = 😐 → Good = 😐 → Moderate = 😟

😐 😐 😟 / ★ = New addition to the product range

www.isotool.se
Tel. 044 - 24 55 70

Shoulder milling cutters

F5141 mm

LNH . 1306 .. R

Walter BLAXX





– Tangential arrangement of indexable inserts
– 4 cutting edges per indexable insert

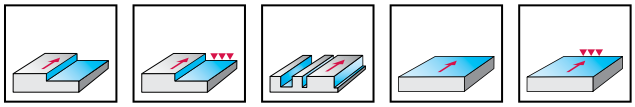

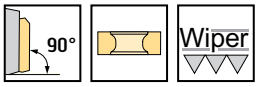

	P	M	K	N	S	H	O
F5141	●●	●●	●●	●●	●●	●	●

Tool

Designation	D_c mm	d_1 mm	l_4 mm	l_1 mm	L_c mm	Z	kg	No. of inserts	Type
F5141.B40.160.Z13.12	160	40	63		12	13	4,47	13	LNH . 1306 .. R

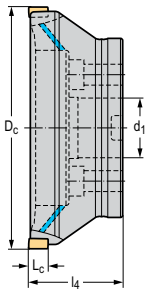

Shell mill mount DIN 138 transverse keyway

constructively balanced | Bodies and assembly parts are included in the scope of delivery

D2

WALTER SELECT Stability of machine, workpiece and clamping arrangement → Very good = ☺ → Good = 😐 → Moderate = ☹

www.isotool.se
Tel. 044 - 24 55 70

Assembly parts

	D_c [mm]	40–160
	Clamping screw for indexable insert Tightening torque	FS2081 (T15IP) 4 Nm

Accessories

	D_c [mm]	40	50	63–125	160
	Torque screwdriver, analogue	FS2003			
	Torque screwdriver, digital	FS2248			
	Interchangeable blade	FS2014 (T15IP)			
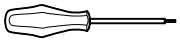	Screwdriver	FS1485 (T15IP)			
	(incl. gasket + screws) Sealing disc set				FS936 SET KOMPLETT
	Torque wrench				O-R 96X4

Indexable inserts

	Designation	Tolerance class	Number of cutting edges	r mm	b mm	P HC WHH15X	P HC WKP25S	P HC WKP35G	P HC WKP35S	P HC WPM15G	P HC WPP35G	P HC WSP45G	P HC WXM15	M HC WPM15G	M HC WSM35G	M HC WSM45X	M HC WSP45G	M HC WXM15	K HC WAK15	K HC WHH15X	K HC WKK25G	K HC WKP25S	K HC WKP35G	K HC WKP35S	K HC WPM15G	K HC WPP35G	K HC WXM15	N HC WXN15	N HW WK10	S HC WSM35G	S HC WSM45X	S HC WSP45G	H HC WHH15X
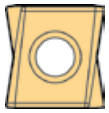	LNHU130608R-L55T	H	4	0,8	2,2		2	2	2		2	3			2		3		1		2	2	3	3		3				2		3	
	LNHU130612R-L55T	H	4	1,2	1,9			2	2		2	3			2		3						3	3		3				2		3	
	LNHU130616R-L55T	H	4	1,6	1,5			2	2		2	3			2		3						3	3		3				2		3	
	LNHU130620R-L55T	H	4	2	1,2			2	2		2	3			2		3						3	3		3				2		3	
	LNHU130625R-L55T	H	4	2,5	0,7			2	2		2	3			2		3						3	3		3				2		3	
	LNHU130630R-L55T	H	4	3				2	2		2	3			2		3						3	3		3				2		3	
	LNHU130632R-L55T	H	4	3,2				2	2		2	3			2		3						3	3		3				2		3	
	LNHU130608R-L65T	H	4	0,8	2,2							3					3															3	
	LNHU130608R-L85T	H	4	0,8	2,2																							1	1				
	LNMU130608R-L55T	M	4	0,8	2,2		2	2	2		2	3				3	3				2	2	3	3		3					3	3	
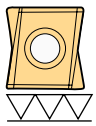	LNHX130608R-L55T	H	4	0,8	2,2	1				1			1	1				1	1	1					1		1						1
	LNHX1306PDR-L55T	H	2	0,6	5	1				1			1	1				1	1	1					1		1						1

LNHX130608R-L55T wiper insert only in combination with LNHU130608R-L55T . .
LNHX1306PDR-L55T wiper insert only in combination with LNHU130608R-L55T . .
Do not use the LNHX1306..R-L55T wiper insert in tools D_C=40 mm.

HC = Coated carbide
HW = Uncoated carbide

D2

WALTER SELECT Stability of machine, workpiece and clamping arrangement → Very good = 1 → Good = 2 → Moderate = 3

1 2 3 / ★ = New addition to the product range

www.isotool.se
Tel. 044 - 24 55 70

Shoulder milling cutters

F5141 inch

LNH . 1306 .. R

Walter BLAXX



– Tangential arrangement of indexable inserts
– 4 cutting edges per indexable insert

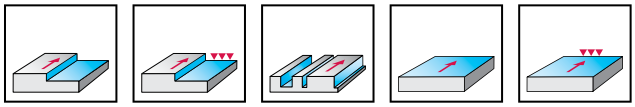

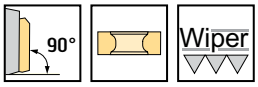

	P	M	K	N	S	H	O
F5141	●●	●●	●●	●●	●●	●	●

Tool	Designation	D_c inch	d_1 inch	l_4 inch	l_1 inch	L_c inch	Z	lbs	No. of inserts	Type
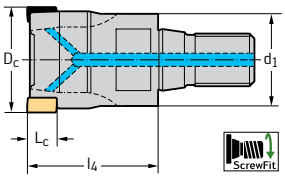 ScrewFit	F5141.UT36.038.Z04.12	1,500	1,417	1,575		0,472	4	0,750	4	LNH . 1306 .. R
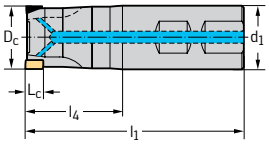 DIN 1835 B	F5141.UW38.038.Z04.12	1,500	1,500	1,812	4,500	0,472	4	1,989	4	LNH . 1306 .. R
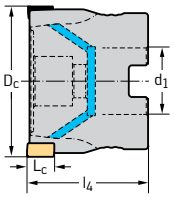 Shell mill mount DIN 138 transverse keyway	F5141.UB19.051.Z05.12	2,000	0,750	1,575		0,472	5	1,146	5	LNH . 1306 .. R
	F5141.UB26.064.Z06.12	2,500	1,000	1,575		0,472	6	1,799	6	
	F5141.UB26.076.Z05.12	3,000	1,000	1,969		0,472	5	2,412	5	
	F5141.UB26.076.Z07.12	3,000	1,000	1,969		0,472	7	2,89	7	
	F5141.UB31.102.Z09.12	4,000	1,250	1,969		0,472	9	5,860	9	
	F5141.UB38.102.Z06.12	4,000	1,500	2,480		0,472	6	5,703	6	
	F5141.UB38.102.Z09.12	4,000	1,500	2,480		0,472	9	5,653	9	
	F5141.UB38.127.Z07.12	5,000	1,500	2,480		0,472	7	8,331	7	
	F5141.UB38.127.Z11.12	5,000	1,500	2,480		0,472	11	10,132	11	
	F5141.UB38.152.Z08.12	6,000	1,500	2,480		0,472	8	11,53	8	
	F5141.UB38.152.Z13.12	6,000	1,500	2,480		0,472	13	13,316	13	

Screwdriver included in the scope of delivery | Bodies and assembly parts are included in the scope of delivery

D2

WALTER SELECT Stability of machine, workpiece and clamping arrangement → Very good = ☺ → Good = 😐 → Moderate = ☹

New addition to the product range = ☺ 😐 ☹ / ★

www.isotool.se
Tel. 044 - 24 55 70

Assembly parts

	D_c [inch]	1,5	2	2,5	3	4	5–6
	Clamping screw for indexable insert Tightening torque	FS2081 (T15IP) 2,95 lbs	FS2081 (T15IP) 2,95 lbs	FS2081 (T15IP) 2,95 lbs	FS2081 (T15IP) 2,95 lbs	FS2081 (T15IP) 2,95 lbs	FS2081 (T15IP) 2,95 lbs
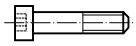	Clamping screw for arbour-mounted tools		FS1518	FS1586	FS1519	FS1339	FS1583

Accessories

	D_c [inch]	1,5	2–6
	Torque screwdriver, analogue	FS2004	
	Torque screwdriver, digital	FS2248	
	Interchangeable blade	FS2014 (T15IP)	
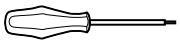	Screwdriver	FS1485 (T15IP)	

Indexable inserts

	Designation	Tolerance class	Number of cutting edges	r inch	b inch	P HC WHH15X	P HC WKP25S	P HC WKP35G	P HC WKP35S	P HC WPM15G	P HC WPP35G	P HC WSP45G	P HC WXM15	M HC WPM15G	M HC WSM35G	M HC WSM45X	M HC WSP45G	M HC WXM15	K HC WAK15	K HC WHH15X	K HC WKK25G	K HC WKP25S	K HC WKP35G	K HC WKP35S	K HC WPM15G	K HC WPP35G	K HC WXM15	N HC WXN15	N HW WK10	S HC WSM35G	S HC WSM45X	S HC WSP45G	H HC WHH15X
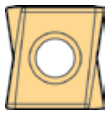	LNHU130608R-L55T	H	4	0,031	0,087		☺	☺	☺		☺	☹			☺		☹		☺		☺	☺	☹	☹		☹				☺		☹	
	LNHU130612R-L55T	H	4	0,047	0,073			☺	☺		☺	☹			☺		☹						☹	☹		☹				☺		☹	
	LNHU130616R-L55T	H	4	0,063	0,059			☺	☺		☺	☹			☺		☹						☹	☹		☹				☺		☹	
	LNHU130620R-L55T	H	4	0,079	0,045			☺	☺		☺	☹			☺		☹						☹	☹		☹				☺		☹	
	LNHU130625R-L55T	H	4	0,098	0,028			☺	☺		☺	☹			☺		☹						☹	☹		☹				☺		☹	
	LNHU130630R-L55T	H	4	0,118				☺	☺		☺	☹			☺		☹						☹	☹		☹				☺		☹	
	LNHU130632R-L55T	H	4	0,126				☺	☺		☺	☹			☺		☹						☹	☹		☹				☺		☹	
	LNHU130608R-L65T	H	4	0,031	0,087							☹					☹															☹	
	LNHU130608R-L85T	H	4	0,031	0,087																							☺	☺				
	LNMU130608R-L55T	M	4	0,031	0,087		☺	☺	☺		☺	☹				☹	☹				☺	☺	☹	☹		☹					☹	☹	
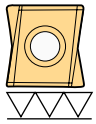	LNHX130608R-L55T	H	4	0,031	0,087	☺				☺			☺	☺				☺	☺	☺					☺		☺						☺
	LNHX1306PDR-L55T	H	2	0,024	0,197	☺				☺			☺	☺				☺	☺	☺					☺		☺						☺

LNHX130608R-L55T wiper insert only in combination with LNHU130608R-L55T . .
LNHX1306PDR-L55T wiper insert only in combination with LNHU130608R-L55T . .
Do not use the LNHX1306..R-L55T wiper insert in tools D_C=40 mm.

HC = Coated carbide
HW = Uncoated carbide

D2

WALTER SELECT Stability of machine, workpiece and clamping arrangement → Very good = ☺ → Good = 😐 → Moderate = ☹

☺ 😐 ☹ / ★ = New addition to the product range

www.isotool.se
Tel. 044 - 24 55 70

Shoulder milling cutters

F5241 mm

LNHU1607 .. R

Walter BLAXX



– Tangential arrangement of indexable inserts
– 4 cutting edges per indexable insert

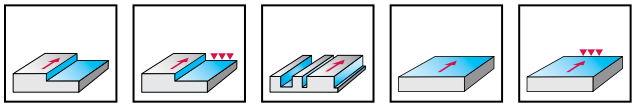

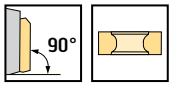

	P	M	K	N	S	H	O
F5241	●●	●●	●●	●●	●●	●	●

Tool

Designation	D_c mm	d_1 mm	l_4 mm	L_c mm	Z	kg	No. of inserts	Type
F5241.B22.050.Z05.15	50	22	40	15	5	0,3	5	LNHU1607 .. R
F5241.B22.063.Z06.15	63	22	40	15	6	0,7	6	
F5241.B27.080.Z07.15	80	27	50	15	7	1,27	7	
F5241.B32.100.Z08.15	100	32	50	15	8	2,5	8	
F5241.B40.125.Z10.15	125	40	63	15	10	3,33	10	

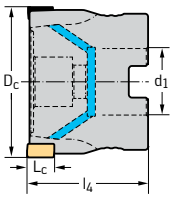

Shell mill mount DIN 138 transverse keyway

Designation	D_c mm	d_1 mm	l_4 mm	L_c mm	Z	kg	No. of inserts	Type
F5241.B40.160.Z12.15	160	40	63	15	12	4,94	12	LNHU1607 .. R

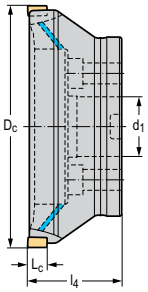

Shell mill mount DIN 138 transverse keyway

constructively balanced | Bodies and assembly parts are included in the scope of delivery

D2

WALTER SELECT Stability of machine, workpiece and clamping arrangement → Very good = ☺ → Good = 😐 → Moderate = ☹

New addition to the product range = ☺ 😐 ☹ / ★

www.isotool.se
Tel. 044 - 24 55 70

Assembly parts

	D_c [mm]	50	63–160
	Clamping screw for indexable insert Tightening torque	FS1495 (T20IP) 5 Nm	FS2112 (T20IP) 5 Nm

Accessories

	D_c [mm]	50–125	160
	Torque screwdriver, analogue	FS2003	
	Torque screwdriver, digital	FS2248	
	Interchangeable blade	FS2015 (T20IP)	
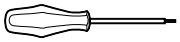	Screwdriver	FS1486 (T20IP)	
	(incl. gasket + screws) Sealing disc set		FS936 SET KOMPLETT
	Gasket		O-R 96X4

Indexable inserts

	Designation	Tolerance class	Number of cutting edges	r mm	b mm	P HC					M HC		K HC					S HC	
						WKP25S	WKP35G	WKP35S	WPP35G	WSP45G	WSM35G	WSP45G	WKK25G	WKP25S	WKP35G	WKP35S	WPP35G	WSM35G	WSP45G
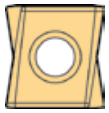	LNHU160708R-L55T	H	4	0,8	2,3	☻	☺	☺	☺	☹	☺	☹	☺	☺	☹	☹	☹	☺	☹
	LNHU160712R-L55T	H	4	1,2	1,9					☹		☹							☹
	LNHU160716R-L55T	H	4	1,6	1,6					☹		☹							☹

HC = beschichtetes Hartmetall

D2

WALTER SELECT Stability of machine, workpiece and clamping arrangement → Very good = ☻ → Good = ☺ → Moderate = ☹

☻ ☺ ☹ / ★ = New addition to the product range

www.isotool.se
Tel. 044 - 24 55 70

Shoulder milling cutters

F4041 mm

LNGX1307 .. R

Xtra·tec®



– 4 cutting edges per indexable insert

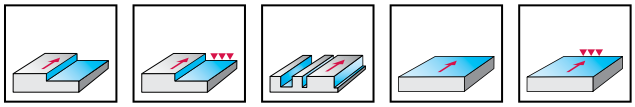

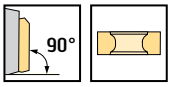

	P	M	K	N	S	H	O
F4041	●●	●●	●●	●●	●●	●	●

Tool	Designation	D_c mm	d_1 mm	l_4 mm	l_1 mm	L_c mm	Z	kg	No. of inserts	Type
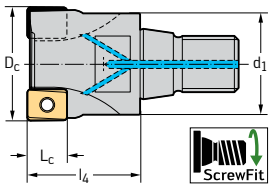 ScrewFit	F4041.T36.040.Z03.13	40	36	40		13	3	0,33	3	LNGX1307 .. R
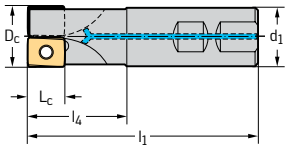 DIN 1835 B	F4041.W32.040.Z03.13	40	32	49	110	13	3	0,68	3	LNGX1307 .. R
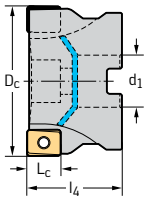 Shell mill mount DIN 138 transverse keyway	F4041.B16.040.Z03.13	40	16	40		13	3	0,31	3	LNGX1307 .. R
	F4041.B22.050.Z03.13	50	22	40		13	3	0,35	3	
	F4041.B22.050.Z04.13	50	22	40		13	4	0,28	4	
	F4041.B22.063.Z04.13	63	22	40		13	4	0,76	4	
	F4041.B22.063.Z06.13	63	22	40		13	6	0,76	6	
	F4041.B27.063.Z06.13	63	27	50		13	6	0,88	6	
	F4041.B27.080.Z05.13	80	27	50		13	5	1,22	5	
	F4041.B27.080.Z07.13	80	27	50		13	7	1,03	7	
	F4041.B32.100.Z05.13	100	32	50		13	5	2,66	5	
	F4041.B32.100.Z08.13	100	32	50		13	8	2,57	8	
	F4041.B40.125.Z07.13	125	40	63		13	7	4,17	7	
	F4041.B40.125.Z10.13	125	40	63		13	10	4,22	10	

Bodies and assembly parts are included in the scope of delivery

D 2

WALTER SELECT Stability of machine, workpiece and clamping arrangement → Very good = ☺ → Good = 😐 → Moderate = ☹

www.isotool.se
Tel. 044 - 24 55 70

Assembly parts

	D_c [mm]	40–125
	Clamping screw for indexable insert Tightening torque	FS1458 (T15IP) 2,5 Nm

Accessories

	D_c [mm]	40	50–125
	Torque screwdriver, analogue	FS2003	
	Torque screwdriver, digital	FS2248	
	Interchangeable blade	FS2014 (T15IP)	
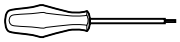	Screwdriver	FS1485 (T15IP)	

Indexable inserts

	Designation	Tolerance class	Number of cutting edges	r mm	b mm	P HC WKP25S	P HC WKP35G	P HC WKP35S	P HC WPP35G	P HC WSP45G	M HC WSM35G	M HC WSP45G	K HC WAK15	K HC WKK25G	K HC WKP25S	K HC WKP35G	K HC WKP35S	K HC WPP35G	N HC WXN15	N HW WK10	S HC WSM35G	S HC WSP45G
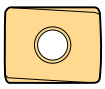	LNGX130708R-L55	G	4	0,8	1,2	☺	😐	😐	😐	☹	😐	☹	☺	😐	😐	☹	☹	☹			😐	☹
	LNGX130712R-L55	G	4	1,2	1	☺	😐	😐	😐	☹	😐	☹			😐	☹	☹	☹			😐	☹
	LNGX130716R-L55	G	4	1,6	0,9	☺	😐	😐	😐	☹		☹			😐	☹	☹	☹				☹
	LNGX130720R-L55	G	4	2	0,7	☺	😐	😐	😐	☹		☹			😐	☹	☹	☹				☹
	LNGX130725R-L55	G	4	2,5	0,6	☺	😐								😐	☹		☹				
	LNGX130730R-L55	G	4	3	0,7	☺	😐	😐	😐						😐	☹	☹	☹				
	LNGX130708R-L88	G	4	0,8	1,2														☺	😐		

If the corner radius r = 1.2 mm or above, the corner area of the body must be reworked.
$R_{(body)} = r_{(indexable\ insert)}$

HC = Coated carbide
HW = Uncoated carbide

D2

WALTER SELECT Stability of machine, workpiece and clamping arrangement → Very good = ☺ → Good = 😐 → Moderate = ☹

☺ 😐 ☹ / ★ = New addition to the product range

www.isotool.se
Tel. 044 - 24 55 70

Shoulder milling cutters

F4041 inch

LNGX1307 .. R

Xtra·tec®



– 4 cutting edges per indexable insert

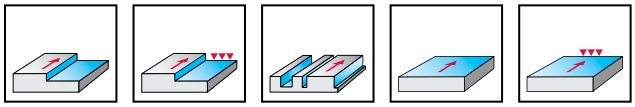

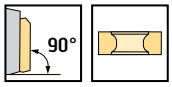

	P	M	K	N	S	H	O
F4041	●●	●●	●●	●●	●●	●	●

Tool	Designation	D_c inch	d_1 inch	l_4 inch	L_c inch	Z	lbs	No. of inserts	Type
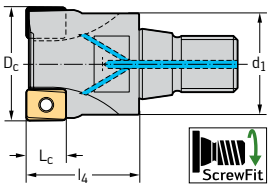 ScrewFit	F4041.UT36.038.Z03.13	1,500	1,417	1,575	0,512	3	0,701	3	LNGX1307 .. R
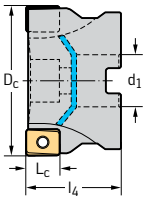 Shell mill mount DIN 138 transverse keyway	F4041.UB19.051.Z04.13	2,000	0,750	1,575	0,512	4	1,175	4	LNGX1307 .. R
	F4041.UB26.064.Z06.13	2,500	1,000	1,575	0,512	6	1,279	6	
	F4041.UB26.076.Z07.13	3,000	1,000	1,969	0,512	7	2,476	7	
	F4041.UB38.102.Z08.13	4,000	1,500	2,48	0,512	8	5,467	8	

Bodies and assembly parts are included in the scope of delivery

D 2

WALTER SELECT Stability of machine, workpiece and clamping arrangement → Very good = ☺ → Good = 😐 → Moderate = ☹

www.isotool.se
Tel. 044 - 24 55 70

Assembly parts

	D_c [inch]	1,5	2	2,5	3	4
	Clamping screw for indexable insert Tightening torque	FS1458 (T15IP) 1,844 lbs	FS1458 (T15IP) 1,844 lbs	FS1458 (T15IP) 1,844 lbs	FS1458 (T15IP) 1,844 lbs	FS1458 (T15IP) 1,844 lbs
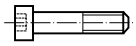	Clamping screw for arbour-mounted tools		FS1523	FS1586	FS1519	FS1583

Accessories

	D_c [inch]	1,5	2–4
	Torque screwdriver, analogue	FS2004	
	Torque screwdriver, digital	FS2248	
	Interchangeable blade	FS2014 (T15IP)	
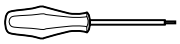	Screwdriver	FS1485 (T15IP)	

Indexable inserts

	Designation	Tolerance class	Number of cutting edges	r inch	b inch	P HC WKP25S	P HC WKP35G	P HC WKP35S	P HC WPP35G	P HC WSP45G	M HC WSM35G	M HC WSP45G	K HC WKK25G	K HC WKP25S	K HC WKP35G	K HC WKP35S	K HC WPP35G	N HC WXN15	N HW WK10	S HC WSM35G	S HC WSP45G
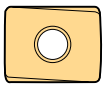	LNGX130708R-L55	G	4	0,031	0,047	☺	😐	😐	😐	☹	😐	☹	😐	😐	☹	☹	☹			😐	☹
	LNGX130712R-L55	G	4	0,047	0,039	☺	😐	😐	😐	☹	😐	☹		😐	☹	☹	☹			😐	☹
	LNGX130716R-L55	G	4	0,063	0,035	☺	😐	😐	😐	☹		☹		😐	☹	☹	☹				☹
	LNGX130720R-L55	G	4	0,079	0,028	☺	😐	😐	😐	☹		☹		😐	☹	☹	☹				☹
	LNGX130725R-L55	G	4	0,098	0,024	☺	😐							😐	☹						
	LNGX130730R-L55	G	4	0,118	0,028	☺	😐	😐	😐					😐	☹	☹	☹				
	LNGX130708R-L88	G	4	0,031	0,047													☺	😐		

If the corner radius r = 1.2 mm or above, the corner area of the body must be reworked.
$R_{(body)} = r_{(indexable\ insert)}$

HC = Coated carbide
HW = Uncoated carbide

D2

WALTER SELECT Stability of machine, workpiece and clamping arrangement → Very good = ☺ → Good = 😐 → Moderate = ☹

☺ 😐 ☹ / ★ = New addition to the product range

www.isotool.se
Tel. 044 - 24 55 70

Shoulder milling cutters

F4042R mm

AD .. 10T3 .. R

Xtra·tec®



– 2 cutting edges per indexable insert
– Reinforced design

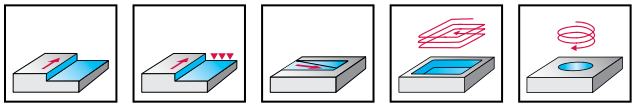

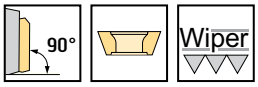

	P	M	K	N	S	H	O
F4042R	●●	●●	●●	●●	●●	●	●

Tool

Designation	D_c mm	d_1 mm	l_4 mm	l_1 mm	L_c mm	Z	kg	No. of inserts	Type
ScrewFit									
F4042R.T14.016.Z02.10	16	14,5	25		10	2	0,04	2	AD .. 10T3 .. R
F4042R.T18.020.Z03.10	20	18,5	30		10	3	0,06	3	
F4042R.T22.025.Z03.10	25	22	35		10	3	0,11	3	
F4042R.T28.032.Z04.10	32	28	35		10	4	0,18	4	
F4042R.T28.032.Z05.10	32	28	35		10	5	0,19	5	
DIN 1835 B									
F4042R.W16.016.Z02.10	16	16	26	85	10	2	0,11	2	AD .. 10T3 .. R
F4042R.W20.020.Z02.10	20	20	30	90	10	2	0,2	2	
F4042R.W20.020.Z03.10	20	20	30	90	10	3	0,18	3	
F4042R.W25.025.Z03.10	25	25	30	100	10	3	0,34	3	
F4042R.W25.025.Z04.10	25	25	30	100	10	4	0,35	4	
F4042R.W32.032.Z04.10	32	32	30	110	10	4	0,62	4	
F4042R.W32.032.Z05.10	32	32	30	110	10	5	0,62	5	
Cylindrical shank									
F4042R.Z16.016.Z02.10	16	16	26	180	10	2	0,25	2	AD .. 10T3 .. R
F4042R.Z20.020.Z02.10	20	20	30	200	10	2	0,45	2	
F4042R.Z20.020.Z03.10	20	20	30	200	10	3	0,46	3	
F4042R.Z25.025.Z03.10	25	25	32	200	10	3	0,74	3	
F4042R.Z32.032.Z03.10	32	32	40	200	10	3	1,18	3	
F4042R.Z32.032.Z04.10	32	32	40	200	10	4	1,18	4	
Shell mill mount DIN 138 transverse keyway									
F4042R.B16.040.Z05.10	40	16	40		10	5	0,2	5	AD .. 10T3 .. R
F4042R.B16.040.Z06.10	40	16	40		10	6	0,24	6	
F4042R.B22.050.Z05.10	50	22	40		10	5	0,33	5	
F4042R.B22.050.Z06.10	50	22	40		10	6	0,36	6	
F4042R.B22.050.Z07.10	50	22	40		10	7	0,4	7	
F4042R.B22.063.Z06.10	63	22	40		10	6	0,65	6	
F4042R.B22.063.Z07.10	63	22	40		10	7	0,07	7	

constructively balanced | Bodies and assembly parts are included in the scope of delivery

D 2

WALTER SELECT Stability of machine, workpiece and clamping arrangement → Very good = ☺ → Good = 😐 → Moderate = ☹

New addition to the product range = ☺ 😐 ☹ / ★

www.isotool.se
Tel. 044 - 24 55 70

Assembly parts

	D_c [mm]	16–63
	Clamping screw for indexable insert Tightening torque	FS1454 (T8IP) 1,2 Nm

Accessories

	D_c [mm]	16	20	25	32	40–63
	Torque screwdriver, analogue			FS2001		
	Torque screwdriver, digital			FS2248		
	Interchangeable blade			FS2012 (T8IP)		
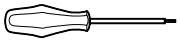	Screwdriver			FS1483 (T8IP)		

Indexable inserts

	Designation	Tolerance class	Number of cutting edges	r mm	b mm	P HC WKP25S	P HC WKP35G	P HC WKP35S	P HC WSP45G	M HC WSM35G	M HC WSM45X	M HC WSP45G	K HC WKK25G	K HC WKP25S	K HC WKP35G	K HC WKP35S	N HC WXN15	N HW WK10	S HC WSM35G	S HC WSM45X	S HC WSP45G
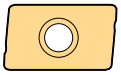	ADGT10T330R-D67	G	2	3	0,8				●			●									●
	ADGT10T3PER-D67	G	2	0,8	1,2		●	●	●	●		●			●	●			●		●
	ADGT10T3PER-G77	G	2	0,8	1,2				●	●		●							●		●
	ADHT10T3PER-G88	H	2	0,8	1,2												☻	●			
	ADKT10T3PER-F56	K	2	0,8	1,2			●	✖			✖				✖					✖
	ADMT10T304R-F56	M	2	0,4	1,2		●	●	✖	●		✖			✖	✖			●		✖
	ADMT10T308R-F56	M	2	0,8	1,2	☻	●	●	✖	●	✖	✖	●	●	✖	✖			●	✖	✖
	ADMT10T312R-F56	M	2	1,2	1,2		●	●	✖	●		✖			✖	✖			●		✖
	ADMT10T316R-F56	M	2	1,6	1,2		●	●	✖	●	✖	✖			✖	✖			●	✖	✖
	ADMT10T320R-F56	M	2	2	1		●	●	✖	●	✖	✖			✖	✖			●	✖	✖
	ADMT10T325R-F56	M	2	2,5	1		●		✖	●		✖			✖				●		✖
	ADMT10T330R-F56	M	2	3	0,8		●	●	✖	●		✖			✖	✖			●		✖
	ADMT10T332R-F56	M	2	3,2	0,8				✖	●	✖	✖							●	✖	✖
	ADMT10T308R-G56	M	2	0,8	1,2		☻		●	●		●			●				●		●

If the corner radius r = 1.6 mm or above, the corner area of the body must be reworked.
ADGX10T3PER-F56 wiper insert only in combination with ADGT10T3PER-D67 or ADGT10T3PER-G77
R (body) = r (indexable insert) – 1 mm

HC = Coated carbide
HW = Uncoated carbide

D2

WALTER SELECT Stability of machine, workpiece and clamping arrangement → Very good = ☻ → Good = ● → Moderate = ✖

☻ ● ✖ / ★ = New addition to the product range

www.isotool.se
Tel. 044 - 24 55 70

Shoulder milling cutters

F4042R inch

AD .. 10T3 .. R

Xtra·tec®



– 2 cutting edges per indexable insert
– Reinforced design

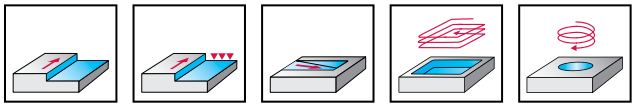

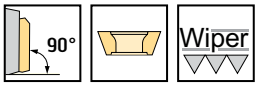

	P	M	K	N	S	H	O
F4042R	●●	●●	●●	●●	●●	●	●

Tool	Designation	D_c inch	d_1 inch	l_4 inch	l_1 inch	L_c inch	Z	lbs	No. of inserts	Type
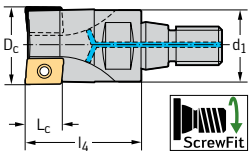 ScrewFit	F4042R.UT18.019.Z03.10	0,750	0,728	1,181		0,394	3	0,13	3	AD .. 10T3 .. R
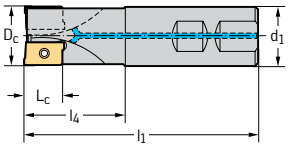 DIN 1835 B	F4042R.UW15.015.Z02.10	0,625	0,625	1,024	2,929	0,394	2	0,022	2	AD .. 10T3 .. R
	F4042R.UW19.019.Z03.10	0,750	0,750	1,181	3,212	0,394	3	0,353	3	
	F4042R.UW26.026.Z03.10	1,000	1,000	1,181	3,462	0,394	3	0,675	3	
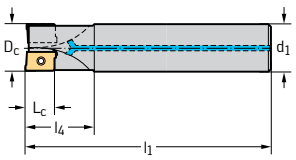 Cylindrical shank	F4042R.UZ15.015.Z02.10	0,625	0,625	1,024	7,000	0,394	2	0,571	2	AD .. 10T3 .. R
	F4042R.UZ19.019.Z03.10	0,750	0,750	1,181	8,000	0,394	3	0,922	3	
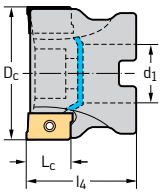 Shell mill mount DIN 138 transverse keyway	F4042R.UB19.051.Z05.10	2,000	0,750	1,575		0,394	5	0,926	5	AD .. 10T3 .. R

Bodies and assembly parts are included in the scope of delivery

D 2

WALTER SELECT Stability of machine, workpiece and clamping arrangement → Very good = ☺ → Good = 😐 → Moderate = ☹

New addition to the product range = ☺ 😐 ☹ / ★

www.isotool.se
Tel. 044 - 24 55 70

Assembly parts

	D_c [inch]	0,625–1	2
	Clamping screw for indexable insert Tightening torque	FS1454 (T8IP) 0,885 lbs	FS1454 (T8IP) 0,885 lbs
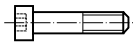	Clamping screw for arbour-mounted tools		FS1523

Accessories

	D_c [inch]	0,625–2	0,75
	Torque screwdriver, analogue	FS2002	
	Torque screwdriver, digital	FS2248	
	Interchangeable blade	FS2012 (T8IP)	
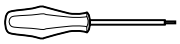	Screwdriver	FS1483 (T8IP)	

Indexable inserts

	Designation	Tolerance class	Number of cutting edges	r inch	b inch	P HC WKP25S	P HC WKP35G	P HC WKP35S	P HC WSP45G	M HC WSM35G	M HC WSM45X	M HC WSP45G	K HC WKK25G	K HC WKP25S	K HC WKP35G	K HC WKP35S	N HC WXN15	N HW WK10	S HC WSM35G	S HC WSM45X	S HC WSP45G
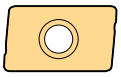	ADGT10T330R-D67	G	2	0,118	0,031				●			●									●
	ADGT10T3PER-D67	G	2	0,031	0,047		●	●	●	●		●			●	●			●		●
	ADGT10T3PER-G77	G	2	0,031	0,047				●	●		●							●		●
	ADHT10T3PER-G88	H	2	0,031	0,047												●	●			
	ADKT10T3PER-F56	K	2	0,031	0,047			●	✕			✕				●					✕
	ADMT10T304R-F56	M	2	0,016	0,047		●	●	✕	●		✕			●	✕			●		✕
	ADMT10T308R-F56	M	2	0,031	0,047	●	●	●	✕	●	✕	✕	●	●	●	✕			●	✕	✕
	ADMT10T312R-F56	M	2	0,047	0,047		●	●	✕	●		✕			●	✕			●		✕
	ADMT10T316R-F56	M	2	0,063	0,047		●	●	✕	●	✕	✕			●	✕			●	✕	✕
	ADMT10T320R-F56	M	2	0,079	0,039		●	●	✕	●	✕	✕			●	✕			●	✕	✕
	ADMT10T325R-F56	M	2	0,098	0,039		●		✕	●		✕			●				●		✕
	ADMT10T330R-F56	M	2	0,118	0,031		●	●	✕	●		✕			●	✕			●		✕
	ADMT10T332R-F56	M	2	0,126	0,031				✕	●	✕	✕							●	✕	✕
	ADMT10T308R-G56	M	2	0,031	0,047		☻		●	●		●			●				●		●

If the corner radius r = 1.6 mm or above, the corner area of the body must be reworked.
ADGX10T3PER-F56 wiper insert only in combination with ADGT10T3PER-D67 or ADGT10T3PER-G77
R (body) = r (indexable insert) – 1 mm

HC = Coated carbide
HW = Uncoated carbide

D2

WALTER SELECT Stability of machine, workpiece and clamping arrangement → Very good = ☻ → Good = ● → Moderate = ✕

☻ ● ✕ / ★ = New addition to the product range

www.isotool.se
Tel. 044 - 24 55 70

Shoulder milling cutters

F4042 mm

AD .. 1807 .. R

Xtra·tec®



– 2 cutting edges per indexable insert

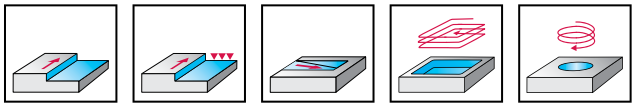

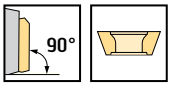

	P	M	K	N	S	H	O
F4042	●●	●●	●●	●●	●●	●	●

Tool

Designation	D_c mm	d_1 mm	l_4 mm	L_c mm	Z	kg	No. of inserts	Type
F4042.B27.063.Z05.16	63	27	50	16,7	5	0,78	5	AD .. 1807 .. R
F4042.B27.080.Z05.16	80	27	50	16,7	5	0,09	5	
F4042.B27.080.Z06.16	80	27	50	16,7	6	1,14	6	
F4042.B32.100.Z07.16	100	32	50	16,7	7	2,49	7	
F4042.B40.125.Z08.16	125	40	63	16,7	8	4,04	8	

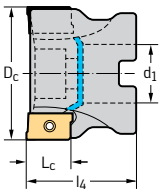

Shell mill mount DIN 138 transverse keyway

F4042.B40.160.Z10.16	160	40	63	16,7	10	4,99	10	AD .. 1807 .. R

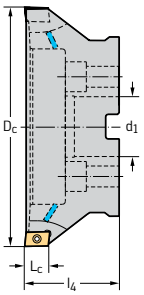

Shell mill mount DIN 138 transverse keyway

constructively balanced | Bodies and assembly parts are included in the scope of delivery

D2

WALTER SELECT Stability of machine, workpiece and clamping arrangement → Very good = ☺ → Good = 😐 → Moderate = ☹

www.isotool.se
Tel. 044 - 24 55 70

Assembly parts

	D_c [mm]	63–160
	Clamping screw for indexable insert Tightening torque	FS1495 (T20IP) 5 Nm

Accessories

	D_c [mm]	63–125	160
	Torque screwdriver, analogue	FS2003	
	Torque screwdriver, digital	FS2248	
	Interchangeable blade	FS2015 (T20IP)	
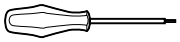	Screwdriver	FS1486 (T20IP)	
	(incl. gasket + screws) Sealing disc set		FS936 SET KOMPLETT
	Gasket		O-R 96X4

Indexable inserts

	Designation	Tolerance class	Number of cutting edges	r mm	b mm	P HC WKP25S	P HC WKP35G	P HC WKP35S	P HC WSP45G	M HC WSP45G	K HC WKK25G	K HC WKP25S	K HC WKP35G	K HC WKP35S	S HC WSP45G
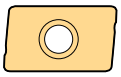	ADGT1807PER-D51	G	2	1,2	1,8		😐						😟		
	ADGT1807PER-D56	G	2	1,2	1,8		😐		😟	😟			😟		😟
	ADMT180712R-D56	M	2	1,2	1,8	😊	😐	😐	😟	😟	😐	😐	😟	😟	😟
	ADMT180712R-F56	M	2	1,2	1,8	😊	😐	😐	😟	😟	😐	😐	😟	😟	😟

HC = beschichtetes Hartmetall

D2

WALTER SELECT Stability of machine, workpiece and clamping arrangement → Very good = 😊 → Good = 😐 → Moderate = 😟

😊 😐 😟 / ★ = New addition to the product range

www.isotool.se
Tel. 044 - 24 55 70

Shoulder milling cutters

F2010 mm

LNGX1307 .. R



– Adjustable runout
– 4 cutting edges per indexable insert

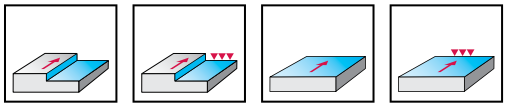

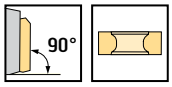

	P	M	K	N	S	H	O
F2010	●●	●●	●●	●●	●●	●	●

Tool	Designation	D_c mm	d_1 mm	l_4 mm	L_c mm	Z	kg	No. of inserts	Type
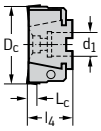 Shell mill mount DIN 138 transverse keyway	F2010.B.080.Z06.13.R722M	80	27	50	13	6	1,23	6	LNGX1307 .. R
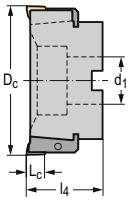 Shell mill mount DIN 138 transverse keyway	F2010.B.100.Z07.13.R722M	100	32	50	13	7	1,76	7	LNGX1307 .. R
	F2010.B.125.Z08.13.R722M	125	40	63	13	8	3,5	8	
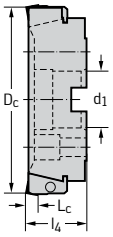 Shell mill mount DIN 138 transverse keyway	F2010.B.160.Z10.13.R722M	160	40	63	13	10	5,59	10	LNGX1307 .. R
	F2010.B.200.Z12.13.R722M	200	60	63	13	12	9,66	12	
	F2010.B.250.Z12.13.R722M	250	60	63	13	12	16,08	12	
	F2010.B.250.Z16.13.R722M	250	60	63	13	16	15,85	16	
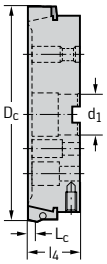 Shell mill mount DIN 138 transverse keyway	F2010.B.315.Z14.13.R722M	315	60	80	13	14	28	14	LNGX1307 .. R
	F2010.B.315.Z18.13.R722M	315	60	80	13	18	26,21	18	

Bodies and assembly parts are included in the scope of delivery

D2

WALTER SELECT Stability of machine, workpiece and clamping arrangement → Very good = ☺ → Good = 😐 → Moderate = ☹

Assembly parts

	D_c [mm]	80–315
	Cartridge for tool body	FR722M
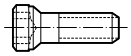	Clamping screw for cartridge Tightening torque	FS247 (SW 4) 8 Nm
	Clamping screw for indexable insert Tightening torque	FS1458 (T15IP) 2,5 Nm
	Adjusting pin	FS303 (T20)

Accessories

	D_c [mm]	80–315
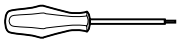	Screwdriver for indexable insert	FS1485 (T15IP)
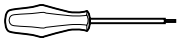	Screwdriver for adjusting pin	FS228 (T20)
	ISO 2936 key for cartridge	ISO2936-4 (SW 4)
	Torque T-handle	FS2041
	Interchangeable blade	FS2051 (SW 4)
	Torque screwdriver, analogue	FS2003
	Torque screwdriver, digital	FS2248
	Interchangeable blade	FS2014 (T15IP)

Indexable inserts

	Designation	Tolerance class	Number of cutting edges	r mm	b mm	P HC WKP25S	P HC WKP35G	P HC WKP35S	P HC WPP35G	P HC WSP45G	M HC WSM35G	M HC WSP45G	K HC WAK15	K HC WKK25G	K HC WKP25S	K HC WKP35G	K HC WKP35S	K HC WPP35G	N HC WXN15	N HW WK10	S HC WSM35G	S HC WSP45G
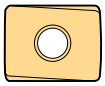	LNGX130708R-L55	G	4	0,8	1,2	☺	😐	😐	😐	☹	😐	☹	☺	😐	😐	☹	☹	☹			😐	☹
	LNGX130712R-L55	G	4	1,2	1	☺	😐	😐	😐	☹	😐	☹			😐	☹	☹	☹			😐	☹
	LNGX130716R-L55	G	4	1,6	0,9	☺	😐	😐	😐	☹		☹			😐	☹	☹	☹				☹
	LNGX130720R-L55	G	4	2	0,7	☺	😐	😐	😐	☹		☹			😐	☹	☹	☹				☹
	LNGX130725R-L55	G	4	2,5	0,6	☺	😐								😐	☹						
	LNGX130730R-L55	G	4	3	0,7	☺	😐	😐	😐						😐	☹	☹	☹				
	LNGX130708R-L88	G	4	0,8	1,2														☺	😐		

From Corner radius r = 2.0 mm: Rework cartridges in the corner area
$R_{(body)} = r_{(indexable\ insert)}$

HC = Coated carbide
HW = Uncoated carbide

D2

WALTER SELECT Stability of machine, workpiece and clamping arrangement → Very good = ☺ → Good = 😐 → Moderate = ☹

☺ 😐 ☹ / ★ = New addition to the product range

www.isotool.se
Tel. 044 - 24 55 70

Shoulder milling cutters

F2010 mm

LNH . 0904 .. R



– Adjustable runout
– 4 cutting edges per indexable insert, tangential arrangement

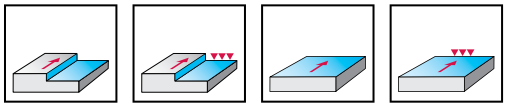



	P	M	K	N	S	H	O
F2010	●●	●●	●●	●●	●●	●	●

Tool	Designation	D_c mm	d_1 mm	l_4 mm	L_c mm	Z	kg	No. of inserts	Type
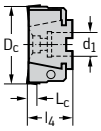 Shell mill mount DIN 138 transverse keyway	F2010.B.080.Z06.08.R751M	80	27	50	8	6	1,15	6	LNH . 0904 .. R
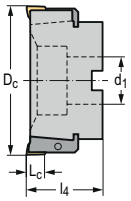 Shell mill mount DIN 138 transverse keyway	F2010.B.100.Z07.08.R751M	100	32	50	8	7	1,8	7	LNH . 0904 .. R
	F2010.B.125.Z08.08.R751M	125	40	63	8	8	3,35	8	
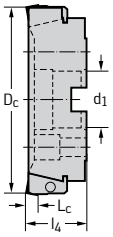 Shell mill mount DIN 138 transverse keyway	F2010.B.160.Z10.08.R751M	160	40	63	8	10	5,4	10	LNH . 0904 .. R
	F2010.B.200.Z12.08.R751M	200	60	63	8	12	9,96	12	
	F2010.B.250.Z12.08.R751M	250	60	63	8	12	14,6	12	
	F2010.B.250.Z16.08.R751M	250	60	63	8	16	14,5	16	
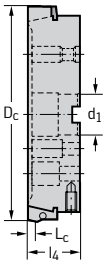 Shell mill mount DIN 138 transverse keyway	F2010.B.315.Z14.08.R751M	315	60	80	8	14	26,3	14	LNH . 0904 .. R
	F2010.B.315.Z18.08.R751M	315	60	80	8	18	26,2	18	

Bodies and assembly parts are included in the scope of delivery

D2

WALTER SELECT Stability of machine, workpiece and clamping arrangement → Very good = ☺ → Good = 😐 → Moderate = ☹

New addition to the product range = ☺ 😐 ☹ / ★

www.isotool.se
Tel. 044 - 24 55 70

Assembly parts

	D_c [mm]	80–315
	Cartridge for tool body	FR751M
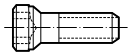	Clamping screw for cartridge Tightening torque	FS247 (SW 4) 8 Nm
	Clamping screw for indexable insert Tightening torque	FS1457 (T9IP) 2 Nm
	Adjusting pin	FS303 (T20)

Accessories

	D_c [mm]	80–315
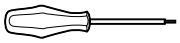	Screwdriver for indexable insert	FS1484 (T9IP)
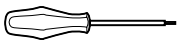	Screwdriver for adjusting pin	FS228 (T20)
	ISO 2936 key for cartridge	ISO2936-4 (SW 4)
	Torque T-handle	FS2041
	Interchangeable blade	FS2051 (SW 4)
	Torque screwdriver, analogue	FS2003
	Torque screwdriver, digital	FS2248
	Interchangeable blade	FS2013 (T9IP)

Indexable inserts

	Designation	Tolerance class	Number of cutting edges	r mm	b mm	P HC WHH15X	P HC WKP25S	P HC WKP35G	P HC WKP35S	P HC WPM15G	P HC WPP35G	P HC WSP45G	M HC WPM15G	M HC WSM35G	M HC WSM45X	M HC WSP45G	K HC WAK15	K HC WHH15X	K HC WKK25G	K HC WKP25S	K HC WKP35G	K HC WKP35S	K HC WPM15G	K HC WPP35G	N HC WXN15	N HW WK10	S HC WSM35G	S HC WSM45X	S HC WSP45G	H HC WHH15X
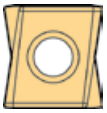	LNHU090404R-L55T	H	4	0,4	1,5		☺	☺	☺		☺	☺		☺		☺	☺		☺	☺	☺	☺	☺			☺		☺	
	LNHU090408R-L55T	H	4	0,8	1,1		☺	☺	☺		☺	☺		☺		☺			☺	☺	☺	☺	☺			☺		☺	
	LNHU090412R-L55T	H	4	1,2	0,8			☺	☺		☺	☺		☺		☺					☹	☹	☺			☺		☺	
	LNHU090416R-L55T	H	4	1,6				☺	☺		☺	☺		☺		☺					☹	☹	☺			☺		☺	
	LNHU090420R-L55T	H	4	2				☺	☺		☺	☺		☺		☺					☹	☹	☺			☺		☺	
	LNHU090404R-L65T	H	4	0,4	1,5							☹				☹													
	LNHU090404R-L85T	H	4	0,4	1,5																			☺	☺				
	LNMU090404R-L55T	M	4	0,4	1,5		☺	☺	☺		☺	☹			☹	☹			☺	☺	☹	☹		☹				☹	☹	
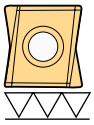	LNHX0904PDR-L55T	H	2	0,4	3,5	☺				☺			☺				☺	☺					☺							☺

LNHX0904PDR-L55T wiper insert only in combination with LNHU090404R-L55T . .

HC = Coated carbide
HW = Uncoated carbide

D2

WALTER SELECT Stability of machine, workpiece and clamping arrangement → Very good = ☺ → Good = 😐 → Moderate = ☹

☺ 😐 ☹ / ★ = New addition to the product range

www.isotool.se
Tel. 044 - 24 55 70

Shoulder milling cutters

F2010 mm

LNH . 1306 .. R



– Adjustable runout
– 4 cutting edges per indexable insert, tangential arrangement

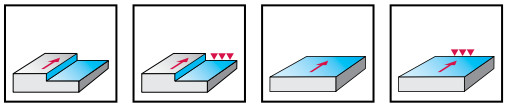



	P	M	K	N	S	H	O
F2010	●●	●●	●●	●●	●●	●	●

Tool	Designation	D_c mm	d_1 mm	l_4 mm	L_c mm	Z	kg	No. of inserts	Type
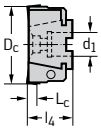 Shell mill mount DIN 138 transverse keyway	F2010.B.080.Z06.12.R752M	80	27	50	12	6	1,22	6	LNH . 1306 .. R
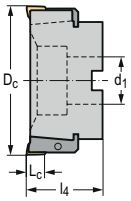 Shell mill mount DIN 138 transverse keyway	F2010.B.100.Z07.12.R752M	100	32	50	12	7	1,8	7	LNH . 1306 .. R
	F2010.B.125.Z08.12.R752M	125	40	63	12	8	3,5	8	
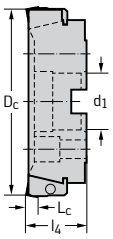 Shell mill mount DIN 138 transverse keyway	F2010.B.160.Z10.12.R752M	160	40	63	12	10	5,5	10	LNH . 1306 .. R
	F2010.B.200.Z12.12.R752M	200	60	63	12	12	9,86	12	
	F2010.B.250.Z12.12.R752M	250	60	63	12	12	16,4	12	
	F2010.B.250.Z16.12.R752M	250	60	63	12	16	14,5	16	
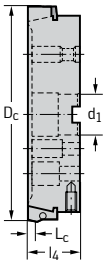 Shell mill mount DIN 138 transverse keyway	F2010.B.315.Z14.12.R752M	315	60	80	12	14	26,3	14	LNH . 1306 .. R
	F2010.B.315.Z18.12.R752M	315	60	80	12	18	26,2	18	

Bodies and assembly parts are included in the scope of delivery

D 2

WALTER SELECT Stability of machine, workpiece and clamping arrangement → Very good = ☺ → Good = 😐 → Moderate = ☹

New addition to the product range = ☺ 😐 ☹ / ★

www.isotool.se
Tel. 044 - 24 55 70

Assembly parts

	D_c [mm]	80–315
	Cartridge for tool body	FR752M
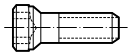	Clamping screw for cartridge Tightening torque	FS247 (SW 4) 8 Nm
	Clamping screw for indexable insert Tightening torque	FS2081 (T15IP) 4 Nm
	Adjusting pin	FS303 (T20)

Accessories

	D_c [mm]	80–315
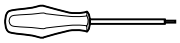	Screwdriver for indexable insert	FS1485 (T15IP)
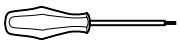	Screwdriver for adjusting pin	FS228 (T20)
	ISO 2936 key for cartridge	ISO2936-4 (SW 4)
	Torque T-handle	FS2041
	Interchangeable blade	FS2051 (SW 4)
	Torque screwdriver, analogue	FS2003
	Torque screwdriver, digital	FS2248
	Interchangeable blade	FS2014 (T15IP)

Indexable inserts

	Designation	Tolerance class	Number of cutting edges	r mm	b mm	P HC WHH15X	P HC WKP25S	P HC WKP35G	P HC WKP35S	P HC WPM15G	P HC WPP35G	P HC WSP45G	P HC WXM15	M HC WPM15G	M HC WSM35G	M HC WSM45X	M HC WSP45G	M HC WXM15	K HC WAK15	K HC WHH15X	K HC WKK25G	K HC WKP25S	K HC WKP35G	K HC WKP35S	K HC WPM15G	K HC WPP35G	K HC WXM15	N HC WXN15	N HW WK10	S HC WSM35G	S HC WSM45X	S HC WSP45G	H HC WHH15X
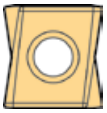	LNHU130608R-L55T	H	4	0,8	2,2		☺	☺	☺		☺	☺			☺		☺		☺		☺	☺	☺		☺				☺		☺	
	LNHU130612R-L55T	H	4	1,2	1,9			☺	☺		☺	☺			☺		☺					☺	☺		☺				☺		☺	
	LNHU130616R-L55T	H	4	1,6	1,5			☺	☺		☺	☺			☺		☺					☺	☺		☺				☺		☺	
	LNHU130620R-L55T	H	4	2	1,2			☺	☺		☺	☺			☺		☺					☺	☺		☺				☺		☺	
	LNHU130625R-L55T	H	4	2,5	0,7			☺	☺		☺	☺			☺		☺					☺	☺		☺				☺		☺	
	LNHU130630R-L55T	H	4	3				☺	☺		☺	☺			☺		☺					☺	☺		☺				☺		☺	
	LNHU130632R-L55T	H	4	3,2				☺	☺		☺	☺			☺		☺					☺	☺		☺				☺		☺	
	LNHU130608R-L65T	H	4	0,8	2,2							☺					☺														☺	
	LNHU130608R-L85T	H	4	0,8	2,2																						☺	☺				
	LNMU130608R-L55T	M	4	0,8	2,2		☺	☺	☺		☺	☺				☺	☺				☺	☺	☺	☺		☺					☺	☺	
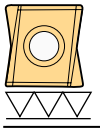	LNHX130608R-L55T	H	4	0,8	2,2	☺				☺			☺	☺				☺	☺	☺					☺		☺						☺
	LNHX1306PDR-L55T	H	2	0,6	5	☺				☺			☺	☺				☺	☺	☺					☺		☺						☺

LNHX130608R-L55T wiper insert only in combination with LNHU130608R-L55T . .
LNHX1306PDR-L55T wiper insert only in combination with LNHU130608R-L55T . .

HC = Coated carbide
HW = Uncoated carbide

D2

WALTER SELECT Stability of machine, workpiece and clamping arrangement → Very good = ☺ → Good = 😐 → Moderate = ☹

☺ 😐 ☹ / ★ = New addition to the product range

www.isotool.se
Tel. 044 - 24 55 70

Shoulder milling cutters

F2010 mm

BC .. 1204 .. R





– Adjustable runout
– 2 cutting edges per indexable insert

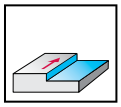

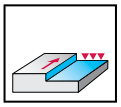

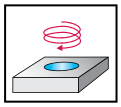

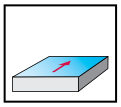

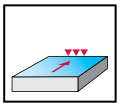





	P	M	K	N	S	H	O
F2010	●●	●●	●●	●●	●●	●	●

Tool	Designation	D_c mm	d_1 mm	l_4 mm	L_c mm	Z	kg	No. of inserts	Type
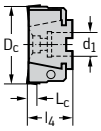 Shell mill mount DIN 138 transverse keyway	F2010.B.080.Z06.11.R764M	80	27	50	11,7	6	1,28	6	BC .. 1204 .. R
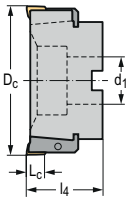 Shell mill mount DIN 138 transverse keyway	F2010.B.100.Z07.11.R764M	100	32	50	11,7	7	1,83	7	BC .. 1204 .. R
	F2010.B.125.Z08.11.R764M	125	40	63	11,7	8	3,51	8	
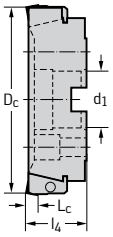 Shell mill mount DIN 138 transverse keyway	F2010.B.160.Z10.11.R764M	160	40	63	11,7	10	5,65	10	BC .. 1204 .. R
	F2010.B.200.Z12.11.R764M	200	60	63	11,7	12	9,6	12	
	F2010.B.250.Z12.11.R764M	250	60	63	11,7	12	16	12	
	F2010.B.250.Z16.11.R764M	250	60	63	11,7	16	16,21	16	
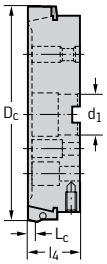 Shell mill mount DIN 138 transverse keyway	F2010.B.315.Z14.11.R764M	315	60	80	11,7	14	27,39	14	BC .. 1204 .. R
	F2010.B.315.Z18.11.R764M	315	60	80	11,7	18	26,2	18	

Bodies and assembly parts are included in the scope of delivery

D 2

WALTER SELECT Stability of machine, workpiece and clamping arrangement → Very good = ☺ → Good = 😐 → Moderate = ☹

New addition to the product range = ☺ 😐 ☹ / ★

www.isotool.se
Tel. 044 - 24 55 70

Assembly parts

	D_c [mm]	80–315
	Cartridge for tool body	FR764M
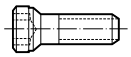	Clamping screw for cartridge Tightening torque	FS247 (SW 4) 8 Nm
	Clamping screw for indexable insert Tightening torque	FS2573 (T9IP) 2 Nm
	Adjusting pin	FS303 (T20)

Accessories

	D_c [mm]	80–315
	Torque screwdriver, analogue	FS2003
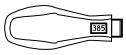	Torque screwdriver, digital	FS2248
	Interchangeable blade for insert screw	FS2013 (T9IP)
	Torque T-handle	FS2041
	Interchangeable blade for cartridge	FS2051 (SW 4)
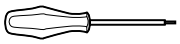	Screwdriver for indexable insert	FS1484 (T9IP)
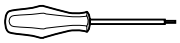	Screwdriver for adjusting pin	FS228 (T20)
	ISO 2936 key for cartridge	ISO2936-4 (SW 4)

Indexable inserts

	Designation	Tolerance class	Number of cutting edges	P					M			K						N			S		
					HC					HC			HC									HC	
				WKP25S	WKP35G	WKP35S	WPP35G	WSP45G	WSM35G	WSM45X	WSP45G	WAK15	WKK25G	WKP25S	WKP35G	WKP35S	WPP35G	WDN20	WXN15	WK10	WSM35G	WSM45X	WSP45G
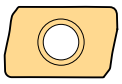	BCGT120408R-B85	G	1															●					
	BCGT120408R-G55	G	2		●	●		○	●		○				●	●					●		○
	BCHT120404R-K85	H	2																●	●			
	BCHT120408R-K85	H	2																●	●			
	BCHT120412R-K85	H	2																●	●			
	BCHT120416R-K85	H	2																●	●			
	BCHT120420R-K85	H	2																●	●			
	BCHT120425R-K85	H	2																●	●			
	BCHT120430R-K85	H	2																●	●			
	BCHT120440R-K85	H	2																●	●			
	BCMT120404R-G55	M	2		●	●	●	○			○				●	●	●						○
	BCMT120408R-G55	M	2	●	●	●	●	○	●	○	○		●	●	●	●	●				●	○	○
	BCMT120412R-G55	M	2		●	●		○			○				●	●							○
	BCMT120416R-G55	M	2		●	●		○		○	○				●	●						○	○
	BCMT120420R-G55	M	2		●	●	●	○			○				●	●	●						○
	BCMT120425R-G55	M	2		●	●		○			○				●	●							○
	BCMT120430R-G55	M	2		●	●		○		○	○				●	●						○	○
	BCMT120432R-G55	M	2					○			○												○
	BCMT120440R-G55	M	2		●	●		○			○				●	●							○
	BCMT120408R-F55	M	2	●	●	●	●	○			○	●	●	●	●	●	●						○
	BCMT120408R-K55	M	2		●	●		●	●		●				●	●					●		●

From Corner radius r = 2.5 mm: Rework cartridges in the corner area
R (body) = r (indexable insert) – 1 mm

HC = Coated carbide
DP = Polycrystalline diamond
HW = Uncoated carbide

WALTER SELECT Stability of machine, workpiece and clamping arrangement → Very good = ● → Good = ● → Moderate = ○

● ● ○ / ★ = New addition to the product range

www.isotool.se
Tel. 044 - 24 55 70

Shoulder milling cutters

F2010 inch

BC .. 1204 .. R



– Adjustable runout
– 2 cutting edges per indexable insert

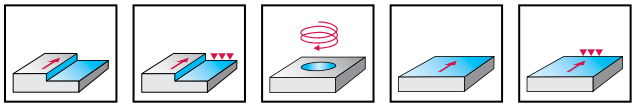

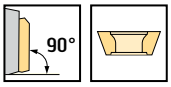

	P	M	K	N	S	H	O
F2010	●●	●●	●●	●●	●●	●	●

Tool	Designation	D_c inch	d_1 inch	l_4 inch	L_c inch	Z	lbs	No. of inserts	Type
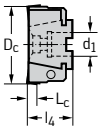 Shell mill mount DIN 138 transverse keyway	F2010.UB.076.Z06.11R764M	3,000	1,000	2,000	0,461	6	1,918	6	BC .. 1204 .. R
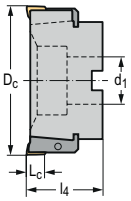 Shell mill mount DIN 138 transverse keyway	F2010.UB.102.Z07.11R764M	4,000	1,250	2,000	0,461	7	4,85	7	BC .. 1204 .. R
	F2010.UB.127.Z08.11R764M	5,000	1,500	2,500	0,461	8	7,496	8	
	F2010.UB.152.Z10.11R764M	6,000	1,500	2,500	0,461	10	13,095	10	
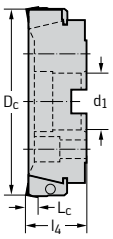 Shell mill mount DIN 138 transverse keyway	F2010.UB.203.Z12.11R764M	8,000	2,500	2,500	0,461	12	21,297	12	BC .. 1204 .. R
	F2010.UB.254.Z12.11R764M	10,000	2,500	2,500	0,461	12	36,376	12	
	F2010.UB.254.Z16.11R764M	10,000	2,500	2,500	0,461	16	36,376	16	
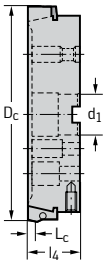 Shell mill mount DIN 138 transverse keyway	F2010.UB.305.Z18.11R764M	12,000	2,500	2,500	0,461	18	45,636	18	BC .. 1204 .. R

Bodies and assembly parts are included in the scope of delivery

D 2

WALTER SELECT Stability of machine, workpiece and clamping arrangement → Very good = ☺ → Good = 😐 → Moderate = ☹

New addition to the product range = ☺ 😐 ☹ / ★

www.isotool.se
Tel. 044 - 24 55 70

Assembly parts

	D_c [inch]	3	4	5–6	8–12
	Cartridge for tool body	FR764M	FR764M	FR764M	FR764M
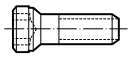	Clamping screw for cartridge Tightening torque	FS247 (SW 4) 5,9 lbs	FS247 (SW 4) 5,9 lbs	FS247 (SW 4) 5,9 lbs	FS247 (SW 4) 5,9 lbs
	Clamping screw for indexable insert Tightening torque	FS2573 (T9IP) 1,475 lbs	FS2573 (T9IP) 1,475 lbs	FS2573 (T9IP) 1,475 lbs	FS2573 (T9IP) 1,475 lbs
	Adjusting pin	FS303 (T20)	FS303 (T20)	FS303 (T20)	FS303 (T20)
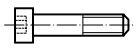	Clamping screw for arbour-mounted tools	FS1519	FS1565	FS1566	

Accessories

	D_c [inch]	3–12
	Torque screwdriver, analogue	FS2004
	Torque screwdriver, digital	FS2248
	Interchangeable blade for insert screw	FS2013 (T9IP)
	Torque T-handle	FS2041
	Interchangeable blade for cartridge	FS2051 (SW 4)
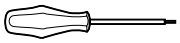	Screwdriver for indexable insert	FS1484 (T9IP)
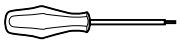	Screwdriver for adjusting pin	FS228 (T20)
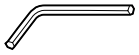	ISO 2936 key for cartridge	ISO2936-4 (SW 4)

Indexable inserts

	Designation	Tolerance class	Number of cutting edges	P HC WKP25S	P HC WKP35G	P HC WKP35S	P HC WPP35G	P HC WSP45G	M HC WSM35G	M HC WSM45X	M HC WSP45G	K HC WAK15	K HC WKK25G	K HC WKP25S	K HC WKP35G	K HC WKP35S	K HC WPP35G	N DP WDN20	N HC WXN15	N HW WK10	S HC WSM35G	S HC WSM45X	S HC WSP45G
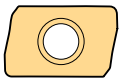	BCGT120408R-B85	G	1															●					
	BCGT120408R-G55	G	2		●	●		○	●		○				●	●					●		○
	BCHT120404R-K85	H	2																◉	●			
	BCHT120408R-K85	H	2																◉	●			
	BCHT120412R-K85	H	2																◉	●			
	BCHT120416R-K85	H	2																◉	●			
	BCHT120420R-K85	H	2																◉	●			
	BCHT120425R-K85	H	2																◉	●			
	BCHT120430R-K85	H	2																◉	●			
	BCHT120440R-K85	H	2																◉	●			
	BCMT120404R-G55	M	2		●	●	●	○			○				●	●	●						○
	BCMT120408R-G55	M	2	◉	●	●	●	○	●	○	○		●	●	●	●	●				●	○	○
	BCMT120412R-G55	M	2		●	●		○			○				●	●							○
	BCMT120416R-G55	M	2		●	●		○		○	○				●	●						○	○
	BCMT120420R-G55	M	2		●	●	●	○			○				●	●	●						○
	BCMT120425R-G55	M	2		●	●		○			○				●	●							○
	BCMT120430R-G55	M	2		●	●		○		○	○				●	●						○	○
	BCMT120432R-G55	M	2		●	●		○			○				●	●							○
	BCMT120440R-G55	M	2		●	●		○			○				●	●							○
	BCMT120408R-F55	M	2	◉	●	●	●	○			○	◉	●	●	●	●	●						○
	BCMT120408R-K55	M	2		◉	◉		●	◉		●				●	●					◉		●

HC = beschichtetes Hartmetall
DP = Polykristalliner Diamant
HW = unbeschichtetes Hartmetall

WALTER SELECT Stability of machine, workpiece and clamping arrangement → Very good = ◉ → Good = ● → Moderate = ○

◉ ● ○ / ★ = New addition to the product range

www.isotool.se
Tel. 044 - 24 55 70

Shoulder milling cutters

F2010 mm

BC .. 1605 .. R





– Adjustable runout
– 2 cutting edges per indexable insert

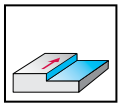

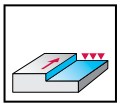

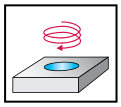

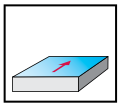

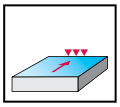

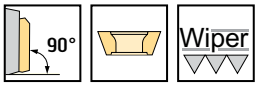

	P	M	K	N	S	H	O
F2010	●●	●●	●●	●●	●●	●	●

Tool	Designation	D_c mm	d_1 mm	l_4 mm	L_c mm	Z	kg	No. of inserts	Type
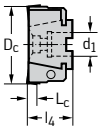 Shell mill mount DIN 138 transverse keyway	F2010.B.080.Z06.15.R765M	80	27	50	15	6	1,22	6	BC .. 1605 .. R
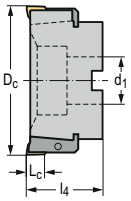 Shell mill mount DIN 138 transverse keyway	F2010.B.100.Z07.15.R765M	100	32	50	15	7	1,77	7	BC .. 1605 .. R
	F2010.B.125.Z08.15.R765M	125	40	63	15	8	3,65	8	
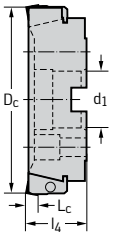 Shell mill mount DIN 138 transverse keyway	F2010.B.160.Z10.15.R765M	160	40	63	15	10	5,58	10	BC .. 1605 .. R
	F2010.B.200.Z12.15.R765M	200	60	63	15	12	9,6	12	
	F2010.B.250.Z12.15.R765M	250	60	63	15	12	16,1	12	
	F2010.B.250.Z16.15.R765M	250	60	63	15	16	16,07	16	
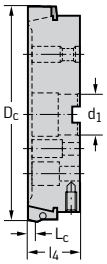 Shell mill mount DIN 138 transverse keyway	F2010.B.315.Z14.15.R765M	315	60	80	15	14	27,4	14	BC .. 1605 .. R
	F2010.B.315.Z18.15.R765M	315	60	80	15	18	27,5	18	

Bodies and assembly parts are included in the scope of delivery

D 2

WALTER SELECT Stability of machine, workpiece and clamping arrangement → Very good = ☺ → Good = 😐 → Moderate = ☹

New addition to the product range = ☺ 😐 ☹ / ★

www.isotool.se
Tel. 044 - 24 55 70

Assembly parts

	D_c [mm]	80–315
	Cartridge for tool body	FR765M
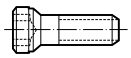	Clamping screw for cartridge Tightening torque	FS247 (SW 4) 8 Nm
	Clamping screw for indexable insert Tightening torque	FS2300 (T15IP) 3,5 Nm
	Adjusting pin	FS303 (T20)

Accessories

	D_c [mm]	80–315
	Torque screwdriver, analogue	FS2003
	Torque screwdriver, digital	FS2248
	Interchangeable blade for insert screw	FS2014 (T15IP)
	Torque T-handle	FS2041
	Interchangeable blade for cartridge	FS2051 (SW 4)
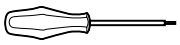	Screwdriver for indexable insert	FS1485 (T15IP)
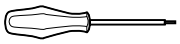	Screwdriver for adjusting pin	FS228 (T20)
	ISO 2936 key for cartridge	ISO2936-4 (SW 4)

Indexable inserts

	Designation	Tolerance class	Number of cutting edges	b mm	P HC WHH15X	P HC WKP25S	P HC WKP35G	P HC WKP35S	P HC WPM15G	P HC WPP35G	P HC WSP45G	P HC WXM15	M HC WPM15G	M HC WSM35G	M HC WSM45X	M HC WSP45G	M HC WXM15	K HC WAK15	K HC WHH15X	K HC WKK25G	K HC WKP25S	K HC WKP35G	K HC WKP35S	K HC WPM15G	K HC WPP35G	K HC WXM15	N HC WXN15	N HW WK10	S HC WSM35G	S HC WSM45X	S HC WSP45G	H HC WHH15X
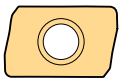	BCGT160508R-G51	G	2	2			😐	😐		😐	😵					😵					😐	😐		😐						😵	
	BCGT160508R-G55	G	2	2			😐	😐		😐	😵			😐		😵		😀			😐	😐		😐					😐		😵	
	BCHT160508R-K85	H	2	2																						😀	😐				
	BCHT160512R-K85	H	2	1,7																						😀	😐				
	BCHT160516R-K85	H	2	1,7																						😀	😐				
	BCHT160520R-K85	H	2	1,5																						😀	😐				
	BCHT160525R-K85	H	2	1,4																						😀	😐				
	BCHT160530R-K85	H	2	1,2																						😀	😐				
	BCHT160540R-K85	H	2	1,1																						😀	😐				
	BCMT160508R-F55	M	2	2		😀	😐	😐		😐	😵				😵	😵		😀		😐	😐	😐	😐		😐					😵	😵	
	BCMT160508R-G55	M	2	2		😀	😐	😐		😐	😵			😐	😵	😵		😀		😐	😐	😐	😐		😐					😐	😵	😵	
	BCMT160512R-G55	M	2	1,7			😐	😐		😐	😵				😵	😵						😐	😐		😐						😵	😵	
	BCMT160516R-G55	M	2	1,5			😐	😐			😵				😵	😵						😐	😐								😵	😵	
	BCMT160520R-G55	M	2	1,5			😐	😐			😵				😵	😵						😐	😐								😵	😵	
	BCMT160525R-G55	M	2	1,4			😐	😐			😵					😵						😐	😐									😵	
	BCMT160530R-G55	M	2	1,2			😐	😐		😐	😵					😵						😐	😐		😐							😵	
	BCMT160532R-G55	M	2	1,1			😐	😐			😵					😵						😐	😐									😵	
	BCMT160540R-G55	M	2	1,1			😐	😐			😵				😵	😵						😐	😐								😵	😵	
	BCMT160550R-G55	M	2	0,7			😐	😐			😵					😵						😐	😐									😵	
	BCMT160560R-G55	M	2	0,1			😐	😐		😐	😵				😵	😵						😐	😐		😐						😵	😵	
	BCMT160508R-G55W	M	2	2							😵				😵	😵															😵	😵	
	BCMT160516R-G55W	M	2	1,5							😵				😵	😵															😵	😵	
	BCMT160530R-G55W	M	2	1,2							😵				😵	😵															😵	😵	
	BCMT160540R-G55W	M	2	1,5							😵				😵	😵															😵	😵	
	BCMT160508R-K55	M	2	2			😀	😀			😐			😐		😐						😐	😐						😀		😐	
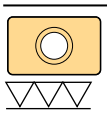	BCGX1605PDR-G55	G	2	8	😀				😀			😀	😀				😀	😀	😀					😀		😀						😀

From Corner radius r = 2.5 mm: Rework cartridges in the corner area
R (body) = r (indexable insert) – 1 mm

HC = Coated carbide
HW = Uncoated carbide

WALTER SELECT Stability of machine, workpiece and clamping arrangement → Very good = 😀 → Good = 😐 → Moderate = 😵

😀 😐 😵 / ★ = New addition to the product range

www.isotool.se
Tel. 044 - 24 55 70

Shoulder milling cutters

F2010 inch

BC .. 1605 .. R



– Adjustable runout
– 2 cutting edges per indexable insert

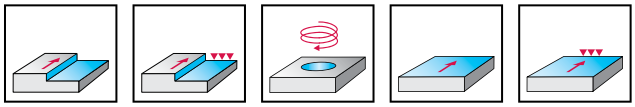

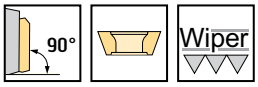

	P	M	K	N	S	H	O
F2010	●●	●●	●●	●●	●●	●	●

Tool	Designation	D_c inch	d_1 inch	l_4 inch	L_c inch	Z	lbs	No. of inserts	Type
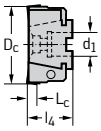 Shell mill mount DIN 138 transverse keyway	F2010.UB.076.Z06.15R765M	3,000	1,000	2,000	0,591	6	2,513	6	BC .. 1605 .. R
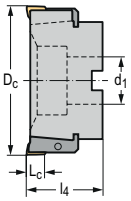 Shell mill mount DIN 138 transverse keyway	F2010.UB.102.Z07.15R765M	4,000	1,250	2,000	0,591	7	4,057	7	BC .. 1605 .. R
	F2010.UB.127.Z08.15R765M	5,000	1,500	2,500	0,591	8	7,716	8	
	F2010.UB.152.Z10.15R765M	6,000	1,500	2,500	0,591	10	13,051	10	
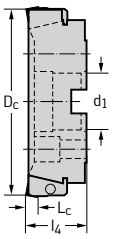 Shell mill mount DIN 138 transverse keyway	F2010.UB.203.Z12.15R765M	8,000	2,500	2,500	0,591	12	23,766	12	BC .. 1605 .. R
	F2010.UB.254.Z12.15R765M	10,000	2,500	2,500	0,591	12	40,3	12	
	F2010.UB.254.Z16.15R765M	10,000	2,500	2,500	0,591	16	40,08	16	
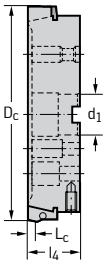 Shell mill mount DIN 138 transverse keyway	F2010.UB.305.Z18.15R765M	12,000	2,500	2,500	0,591	18	68,343	18	BC .. 1605 .. R

Bodies and assembly parts are included in the scope of delivery

D 2

WALTER SELECT Stability of machine, workpiece and clamping arrangement → Very good = ☺ → Good = 😐 → Moderate = ☹

New addition to the product range = ☺ 😐 ☹ / ★

www.isotool.se
Tel. 044 - 24 55 70

Assembly parts

	D_c [inch]	3	4	5–6	8–12
	Cartridge for tool body	FR765M	FR765M	FR765M	FR765M
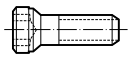	Clamping screw for cartridge Tightening torque	FS247 (SW 4) 5,9 lbs	FS247 (SW 4) 5,9 lbs	FS247 (SW 4) 5,9 lbs	FS247 (SW 4) 5,9 lbs
	Clamping screw for indexable insert Tightening torque	FS2300 (T15IP) 2,581 lbs	FS2300 (T15IP) 2,581 lbs	FS2300 (T15IP) 2,581 lbs	FS2300 (T15IP) 2,581 lbs
	Adjusting pin	FS303 (T20)	FS303 (T20)	FS303 (T20)	FS303 (T20)
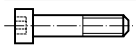	Clamping screw for arbour-mounted tools	FS1519	FS1565	FS1566	

Accessories

	D_c [inch]	3–12
	Torque screwdriver, analogue	FS2004
	Torque screwdriver, digital	FS2248
	Interchangeable blade for insert screw	FS2014 (T15IP)
	Torque T-handle	FS2041
	Interchangeable blade for cartridge	FS2051 (SW 4)
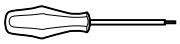	Screwdriver for indexable insert	FS1485 (T15IP)
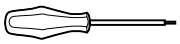	Screwdriver for adjusting pin	FS228 (T20)
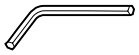	ISO 2936 key for cartridge	ISO2936-4 (SW 4)

Indexable inserts

	Designation	Tolerance class	Number of cutting edges	b inch	P HC WHH15X	P HC WKP25S	P HC WKP35G	P HC WKP35S	P HC WPM15G	P HC WPP35G	P HC WSP45G	P HC WXM15	M HC WPM15G	M HC WSM35G	M HC WSM45X	M HC WSP45G	M HC WXM15	K HC WAK15	K HC WHH15X	K HC WKK25G	K HC WKP25S	K HC WKP35G	K HC WKP35S	K HC WPM15G	K HC WPP35G	K HC WXM15	N HC WXN15	N HW WK10	S HC WSM35G	S HC WSM45X	S HC WSP45G	H HC WHH15X
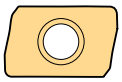	BCGT160508R-G51	G	2	0,079			☻	☻		☻	☻					☻						☻	☻		☻					☻	
	BCGT160508R-G55	G	2	0,079			☻	☻		☻	☻			☻		☻		☻				☻	☻		☻				☻		☻	
	BCHT160508R-K85	H	2	0,079																							☺	☻				
	BCHT160512R-K85	H	2	0,067																							☺	☻				
	BCHT160516R-K85	H	2	0,067																							☺	☻				
	BCHT160520R-K85	H	2	0,059																							☺	☻				
	BCHT160525R-K85	H	2	0,055																							☺	☻				
	BCHT160530R-K85	H	2	0,047																							☺	☻				
	BCHT160540R-K85	H	2	0,043																							☺	☻				
	BCMT160508R-F55	M	2	0,079		☺	☻	☻		☻	☻				☻	☻		☺		☻	☻	☻	☻		☻					☻	☻	
	BCMT160508R-G55	M	2	0,079		☺	☻	☻		☻	☻			☻	☻	☻		☺		☻	☻	☻	☻		☻				☻	☻	☻	
	BCMT160512R-G55	M	2	0,067			☻	☻		☻	☻				☻	☻						☻	☻		☻					☻	☻	
	BCMT160516R-G55	M	2	0,059			☻	☻			☻				☻	☻						☻	☻							☻	☻	
	BCMT160520R-G55	M	2	0,059			☻	☻			☻				☻	☻						☻	☻							☻	☻	
	BCMT160525R-G55	M	2	0,055			☻	☻			☻					☻						☻	☻								☻	
	BCMT160530R-G55	M	2	0,047			☻	☻		☻	☻					☻						☻	☻		☻						☻	
	BCMT160532R-G55	M	2	0,043			☻	☻			☻					☻						☻	☻								☻	
	BCMT160540R-G55	M	2	0,043			☻	☻			☻				☻	☻						☻	☻							☻	☻	
	BCMT160550R-G55	M	2	0,028			☻	☻			☻					☻						☻	☻								☻	
	BCMT160560R-G55	M	2	0,004			☻	☻		☻	☻				☻	☻						☻	☻		☻					☻	☻	
	BCMT160508R-G55W	M	2	0,079							☻				☻	☻														☻	☻	
	BCMT160516R-G55W	M	2	0,059							☻				☻	☻														☻	☻	
	BCMT160530R-G55W	M	2	0,047							☻				☻	☻														☻	☻	
	BCMT160540R-G55W	M	2	0,057							☻				☻	☻														☻	☻	
	BCMT160508R-K55	M	2	0,079			☻	☻			☻			☻		☻						☻	☻						☻		☻	
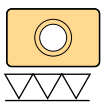	BCGX1605PDR-G55	G	2	0,315	☻				☻			☻	☻				☻	☻	☻					☻		☻						☻

WALTER SELECT Stability of machine, workpiece and clamping arrangement → Very good = ☻ → Good = ☻ → Moderate = ☻

☻ ☻ ☻ / ★ = New addition to the product range

www.isotool.se
Tel. 044 - 24 55 70

Shoulder milling cutters

F2010 mm

SD .. 1204 ..; SDGT1204PDR



– Adjustable runout
– 4 cutting edges per indexable insert

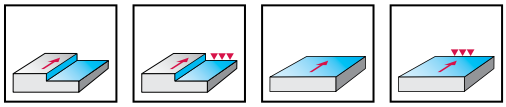

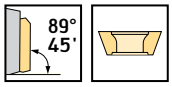

	P	M	K	N	S	H	O
F2010	●●	●●	●●	●●	●●	●	●

Tool	Designation	D_c mm	d_1 mm	l_4 mm	L_c mm	Z	kg	No. of inserts	Type
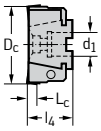 Shell mill mount DIN 138 transverse keyway	F2010.B.080.Z06.08.R757M	80	27	50	11,6	6	1,3	6	SD .. 1204 .. SDGT1204PDR
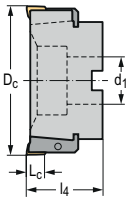 Shell mill mount DIN 138 transverse keyway	F2010.B.100.Z07.08.R757M	100	32	50	11,6	7	1,9	7	SD .. 1204 .. SDGT1204PDR
	F2010.B.125.Z08.08.R757M	125	40	63	11,6	8	3,6	8	
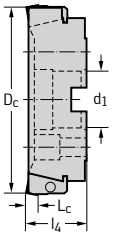 Shell mill mount DIN 138 transverse keyway	F2010.B.160.Z10.08.R757M	160	40	63	11,6	10	5,6	10	SD .. 1204 .. SDGT1204PDR
	F2010.B.200.Z12.08.R757M	200	60	63	11,6	12	8,3	12	
	F2010.B.250.Z12.08.R757M	250	60	63	11,6	12	14,8	12	
	F2010.B.250.Z16.08.R757M	250	60	63	11,6	16	14,6	16	
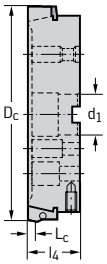 Shell mill mount DIN 138 transverse keyway	F2010.B.315.Z14.08.R757M	315	60	80	11,6	14	26,3	14	SD .. 1204 .. SDGT1204PDR
	F2010.B.315.Z18.08.R757M	315	60	80	11,6	18	26,2	18	

Bodies and assembly parts are included in the scope of delivery

D 2

WALTER SELECT Stability of machine, workpiece and clamping arrangement → Very good = ☺ → Good = 😐 → Moderate = ☹

New addition to the product range = ☺ 😐 ☹ / ★

www.isotool.se
Tel. 044 - 24 55 70

Assembly parts

	D_c [mm]	80–315
	Cartridge for tool body	FR757M
	Clamping screw for cartridge Tightening torque	FS247 (SW 4) 8 Nm
	Clamping screw for indexable insert Tightening torque	FS1453 (T15IP) 3,5 Nm
	Adjusting pin	FS303 (T20)

Accessories

	D_c [mm]	80–315
	Torque screwdriver, analogue	FS2003
	Torque screwdriver, digital	FS2248
	Interchangeable blade for insert screw	FS2014 (T15IP)
	Torque T-handle	FS2041
	Interchangeable blade for cartridge	FS2051 (SW 4)
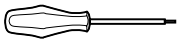	Screwdriver for indexable insert	FS1485 (T15IP)
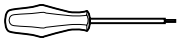	Screwdriver for adjusting pin	FS228 (T20)
	ISO 2936 key for cartridge	ISO2936-4 (SW 4)

Indexable inserts

	Designation	Tolerance class	Number of cutting edges	r mm	b mm	P HC WKP25S	P HC WKP35G	P HC WKP35S	P HC WPP35G	P HC WSP45G	M HC WSM35G	M HC WSM45X	M HC WSP45G	K HC WAK15	K HC WKK25G	K HC WKP25S	K HC WKP35G	K HC WKP35S	K HC WPP35G	N DP WDN20	N HC WXN15	N HW WK10	S HC WSM35G	S HC WSM45X	S HC WSP45G
	SDGT1204PDR-D57	G	4	0,8	1,6	☺	😐	😐	😐	☹	😐		☹			😐	☹	☹	☹				😐		☹
	SDGW120408-A88	G	1	0,8																😐					
	SDHT120408-G88	H	4	0,8																	☺	😐			
	SDMT120408-D51	M	4	0,8		☺	😐	😐	😐	☹			☹			😐	☹	☹	☹						☹
	SDMT120408-D57	M	4	0,8		☺	😐	😐	😐	☹	😐		☹		😐	😐	☹	☹	☹				😐		☹
	SDMT120408-F57	M	4	0,8		☺	😐	😐	😐	☹	😐	☹	☹	☺		😐	☹	☹	☹				😐	☹	☹
	SDMT120412-F57	M	4	1,2			😐	😐	😐	☹			☹				☹	☹	☹						☹
	SDMT120416-F57	M	4	1,6			😐	😐		☹			☹				☹	☹							☹
	SDMT120420-F57	M	4	2			😐	😐		☹			☹				☹	☹							☹
	SDMT120425-F57	M	4	2,5			😐	😐	😐	☹	😐	☹	☹				☹	☹	☹				😐	☹	☹
	SDMW120408-A57	M	4	0,8		😐	☹	☹	☹							😐	☹	☹	☹						
	SDMW120425-A57	M	4	2,5			☹			☹			☹		😐		☹								☹

SD..1204.. : If the corner radius r is greater than 0.8 mm, the corner area of the cassette must be reworked.
$R_{(body)} = r_{(indexable\ insert)}$

HC = Coated carbide
DP = Polycrystalline diamond
HW = Uncoated carbide

D2

WALTER SELECT Stability of machine, workpiece and clamping arrangement → Very good = ☺ → Good = 😐 → Moderate = ☹

☺ 😐 ☹ / ★ = New addition to the product range

www.isotool.se
Tel. 044 - 24 55 70

Shoulder milling cutters

F2010 mm

TNMU1605...





– Adjustable runout
– 6 cutting edges per indexable insert

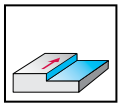

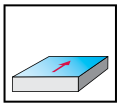





	P	M	K	N	S	H	O
F2010	●●	●	●●		●		

Tool	Designation	D_c mm	d_1 mm	l_4 mm	L_c mm	Z	kg	No. of inserts	Type
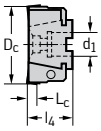 Shell mill mount DIN 138 transverse keyway	F2010.B.080.Z06.08.R769M	80	27	50	8	6	1,12	6	TNMU1605...
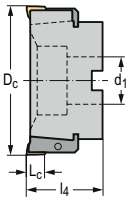 Shell mill mount DIN 138 transverse keyway	F2010.B.100.Z07.08.R769M	100	32	50	8	7	1,9	7	TNMU1605...
	F2010.B.125.Z08.08.R769M	125	40	63	8	8	3,6	8	
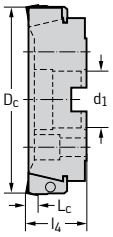 Shell mill mount DIN 138 transverse keyway	F2010.B.160.Z10.08.R769M	160	40	63	8	10	5,6	10	TNMU1605...
	F2010.B.200.Z12.08.R769M	200	60	63	8	12	8,3	12	
	F2010.B.250.Z12.08.R769M	250	60	63	8	12	14,8	12	
	F2010.B.250.Z16.08.R769M	250	60	63	8	16	14,6	16	
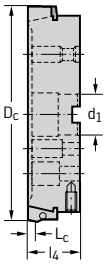 Shell mill mount DIN 138 transverse keyway	F2010.B.315.Z14.08.R769M	315	60	80	8	14	26,3	14	TNMU1605...
	F2010.B.315.Z18.08.R769M	315	60	80	8	18	26,2	18	

Bodies and assembly parts are included in the scope of delivery

D 2

WALTER SELECT Stability of machine, workpiece and clamping arrangement → Very good = ☺ → Good = 😐 → Moderate = ☹

New addition to the product range = ☺ 😐 ☹ / ★

www.isotool.se
Tel. 044 - 24 55 70

Assembly parts

	D_c [mm]	80–315
	Cartridge for tool body	FR769M
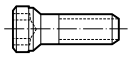	Clamping screw for cartridge Tightening torque	FS247 (SW 4) 8 Nm
	Clamping screw for indexable insert Tightening torque	FS1457 (T9IP) 2 Nm
	Adjusting pin	FS303 (T20)

Accessories

	D_c [mm]	80–315
	Torque screwdriver, analogue	FS2003
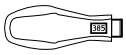	Torque screwdriver, digital	FS2248
	Interchangeable blade for insert screw	FS2013 (T9IP)
	Torque T-handle	FS2041
	Interchangeable blade for cartridge	FS2051 (SW 4)
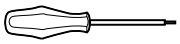	Screwdriver for indexable insert	FS1484 (T9IP)
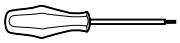	Screwdriver for adjusting pin	FS228 (T20)
	ISO 2936 key for cartridge	ISO2936-4 (SW 4)

Indexable inserts

	Designation	Tolerance class	Number of cutting edges	r mm	b mm	P HC WKP25S	P HC WKP35G	P HC WKP35S	P HC WPP35G	P HC WSP45G	M HC WSP45G	K HC WKK25G	K HC WKP25S	K HC WKP35G	K HC WKP35S	K HC WPP35G	S HC WSP45G
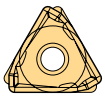	TNMU160508R-G27	M	3	0,8	1,6	☺	😐	😐	😐	☹	☹	😐	😐	☹	☹	☹	☹
	TNMU160512R-G27	M	3	1,2	1,3		😐		😐	☹	☹	😐		☹		☹	☹
	TNMU160516R-G27	M	3	1,6	0,9		😐		😐	☹	☹	😐		☹		☹	☹
	TNMU160508R-G57	M	6	0,8	1,6	☺	😐	😐	😐	☹	☹		😐	☹	☹	☹	☹

HC = beschichtetes Hartmetall

D2

WALTER SELECT Stability of machine, workpiece and clamping arrangement → Very good = ☺ → Good = 😐 → Moderate = ☹

☺ 😐 ☹ / ★ = New addition to the product range

www.isotool.se
Tel. 044 - 24 55 70

Shoulder milling cutters

F2010 inch

TNMU1605...





– Adjustable runout
– 6 cutting edges per indexable insert

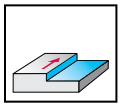

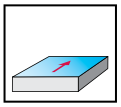





	P	M	K	N	S	H	O
F2010	●●	●	●●		●		

Tool	Designation	D_c inch	d_1 inch	l_4 inch	L_c inch	Z	lbs	No. of inserts	Type
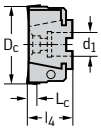 Shell mill mount DIN 138 transverse keyway	F2010.UB.076.Z06.08R769M	3,000	1,000	2,000	0,315	6	3,307	6	TNMU1605...
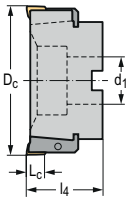 Shell mill mount DIN 138 transverse keyway	F2010.UB.102.Z07.08R769M	4,000	1,250	2,000	0,315	7	5,732	7	TNMU1605...
	F2010.UB.127.Z08.08R769M	5,000	1,500	2,500	0,315	8	7,496	8	
	F2010.UB.152.Z10.08R769M	6,000	1,500	2,500	0,315	10	14,551	10	
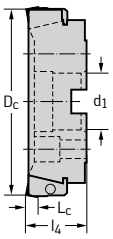 Shell mill mount DIN 138 transverse keyway	F2010.UB.203.Z12.08R769M	8,000	2,500	2,500	0,315	12	21,385	12	TNMU1605...
	F2010.UB.254.Z12.08R769M	10,000	2,500	2,500	0,315	12	36,376	12	
	F2010.UB.254.Z16.08R769M	10,000	2,500	2,500	0,315	16	36,376	16	
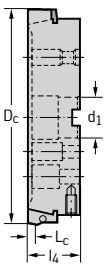 Shell mill mount DIN 138 transverse keyway	F2010.UB.305.Z18.08R769M	12,000	2,500	2,500	0,315	18	45,636	18	TNMU1605...

Bodies and assembly parts are included in the scope of delivery

D 2

WALTER SELECT Stability of machine, workpiece and clamping arrangement → Very good = ☺ → Good = 😐 → Moderate = ☹

New addition to the product range = ☺ 😐 ☹ / ★

www.isotool.se
Tel. 044 - 24 55 70

Assembly parts

	D_c [inch]	3	4	5–6	8–12
	Cartridge for tool body	FR769M	FR769M	FR769M	FR769M
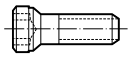	Clamping screw for cartridge Tightening torque	FS247 (SW 4) 5,9 lbs	FS247 (SW 4) 5,9 lbs	FS247 (SW 4) 5,9 lbs	FS247 (SW 4) 5,9 lbs
	Clamping screw for indexable insert Tightening torque	FS2079 (T9IP) 1,475 lbs	FS2079 (T9IP) 1,475 lbs	FS2079 (T9IP) 1,475 lbs	FS2079 (T9IP) 1,475 lbs
	Adjusting pin	FS303 (T20)	FS303 (T20)	FS303 (T20)	FS303 (T20)
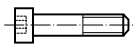	Clamping screw for arbour-mounted tools	FS1519	FS1565	FS1566	

Accessories

	D_c [inch]	3–12
	Torque screwdriver, analogue	FS2004
	Torque screwdriver, digital	FS2248
	Interchangeable blade for insert screw	FS2013 (T9IP)
	Torque T-handle	FS2042
	Interchangeable blade for cartridge	FS2051 (SW 4)
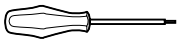	Screwdriver for indexable insert	FS1484 (T9IP)
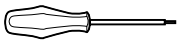	Screwdriver for adjusting pin	FS228 (T20)
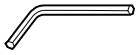	ISO 2936 key for cartridge	ISO2936-4 (SW 4)

Indexable inserts

	Designation	Tolerance class	Number of cutting edges	r inch	b inch	P HC WKP25S	P HC WKP35G	P HC WKP35S	P HC WPP35G	P HC WSP45G	M HC WSP45G	K HC WKK25G	K HC WKP25S	K HC WKP35G	K HC WKP35S	K HC WPP35G	S HC WSP45G
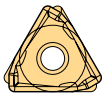	TNMU160508R-G27	M	3	0,031	0,063	☺	😐	😐	😐	☹	☹	😐	😐	☹	☹	☹	☹
	TNMU160512R-G27	M	3	0,047	0,051		😐		😐	☹	☹	😐		☹		☹	☹
	TNMU160516R-G27	M	3	0,063	0,035		😐		😐	☹	☹	😐		☹		☹	☹
	TNMU160508R-G57	M	6	0,031	0,063	☺	😐	😐	😐	☹	☹		😐	☹	☹	☹	☹

HC = beschichtetes Hartmetall

D2

WALTER SELECT Stability of machine, workpiece and clamping arrangement → Very good = ☺ → Good = 😐 → Moderate = ☹

☺ 😐 ☹ / ★ = New addition to the product range

www.isotool.se
Tel. 044 - 24 55 70

Helical milling cutters

F5038 mm

LNH . 0904 .. R

Walter BLAXX



– Full effective design
– 4 cutting edges per indexable insert, tangential arrangement

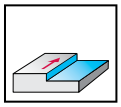

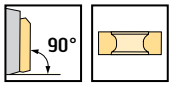

	P	M	K	N	S	H	O
F5038	●●	●●	●●	●●	●●		●

Tool

	Designation	D_c mm	d_1 mm	l_4 mm	l_1 mm	L_c mm	Z	kg	No. of inserts	Type
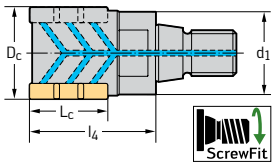 ScrewFit	F5038.T28.032.Z02.32	32	28	50		32	2	0,24	2 / 6	LNH . 0904 .. R
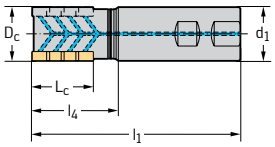 DIN 1835 B	F5038.W25.025.Z02.32	25	25	43	100	32	2	0,31	2 / 6	LNH . 0904 .. R
	F5038.W32.032.Z02.40	32	32	50	111	40	2	0,57	2 / 8	
	F5038.W40.040.Z03.40	40	40	54	125	40	3	1	3 / 12	

Bodies and assembly parts are included in the scope of delivery

D2

WALTER SELECT Stability of machine, workpiece and clamping arrangement → Very good = ☺ → Good = 😐 → Moderate = ☹

Assembly parts

	D_c [mm]	25–40
	Clamping screw for indexable insert Tightening torque	FS1457 (T9IP) 2 Nm

Accessories

	D_c [mm]	25	32	40
	Torque screwdriver, analogue	FS2003		
	Torque screwdriver, digital	FS2248		
	Interchangeable blade	FS2013 (T9IP)		
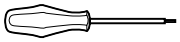	Screwdriver	FS1484 (T9IP)		
	Coolant nozzle		FS2250 (SW 1,6)	

The FS2250 coolant nozzle must be secured to prevent it from coming loose.

Indexable inserts

	Designation	Tolerance class	Number of cutting edges	r mm	b mm	P HC WKP25S	P HC WKP35G	P HC WKP35S	P HC WPP35G	P HC WSP45G	M HC WSM35G	M HC WSM45X	M HC WSP45G	K HC WAK15	K HC WKK25G	K HC WKP25S	K HC WKP35G	K HC WKP35S	K HC WPP35G	N HC WXN15	N HW WK10	S HC WSM35G	S HC WSM45X	S HC WSP45G
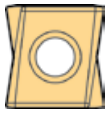	LNHU090404R-L55T	H	4	0,4	1,5	☺	😐	😐	😐	☹	😐		😐	☺	😐	😐	☹	☹	☹			😐		☹
	LNHU090408R-L55T	H	4	0,8	1,1	☺	😐	😐	😐	☹	😐		☹		😐	😐	☹	☹	☹			😐		☹
	LNHU090412R-L55T	H	4	1,2	0,8		😐	😐	😐	☹	😐		☹				☹	☹	☹			😐		☹
	LNHU090416R-L55T	H	4	1,6			😐	😐	😐	☹	😐		☹				☹	☹	☹			😐		☹
	LNHU090420R-L55T	H	4	2			😐	😐	😐	☹	😐		☹				☹	☹	☹			😐		☹
	LNHU090404R-L65T	H	4	0,4	1,5					☹			☹											☹
	LNHU090404R-L85T	H	4	0,4	1,5															☺	😐			
	LNMU090404R-L55T	M	4	0,4	1,5	☺	😐	😐	😐	☹		☹	☹		😐	😐	☹	☹	☹				☹	☹

Indexable inserts with r <gt/> 0.4 mm can only be used as front inserts.

HC = Coated carbide
HW = Uncoated carbide

D2

WALTER SELECT Stability of machine, workpiece and clamping arrangement → Very good = ☺ → Good = 😐 → Moderate = ☹

☺ 😐 ☹ / ★ = New addition to the product range

www.isotool.se
Tel. 044 - 24 55 70

Helical milling cutters

F5138 mm

LNH . 1306 .. R

Walter BLAXX



– Full effective design
– 4 cutting edges per indexable insert, tangential arrangement

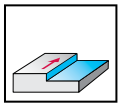

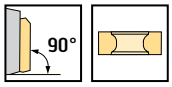

	P	M	K	N	S	H	O
F5138	●●	●●	●●	●●	●●		●

Tool

Designation	D_c mm	d_1 mm	l_4 mm	L_c mm	Z	kg	No. of inserts	Type
F5138.T36.040.Z02.34	40	36	55	34	2	0,43	2 / 4	LNH . 1306 .. R

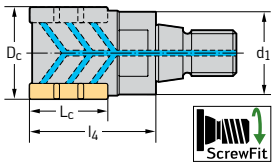

ScrewFit

F5138.B22.050.Z03.34	50	22	55	34	3	0,55	3 / 6	LNH . 1306 .. R
F5138.B22.050.Z03.45	50	22	65	45	3	0,57	3 / 9	
F5138.B27.063.Z04.45	63	27	70	45	4	1,06	4 / 12	
F5138.B27.063.Z04.56	63	27	80	56	4	1,21	4 / 16	
F5138.B32.080.Z05.56	80	32	85	56	5	2,3	5 / 20	

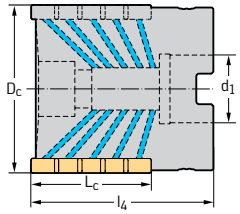

Shell mill mount DIN 138 transverse keyway

For tools with a locating bore, use longer tightening screws in accordance with ISO 4762 – see „Assembly parts and accessories/Miscellaneous“ | Bodies and assembly parts are included in the scope of delivery

D2

WALTER SELECT Stability of machine, workpiece and clamping arrangement → Very good = ☺ → Good = 😐 → Moderate = ☹

www.isotool.se
Tel. 044 - 24 55 70

Assembly parts

	D_c [mm]	40	50	63	80
	Clamping screw for indexable insert Tightening torque	FS2081 (T15IP) 4 Nm	FS2081 (T15IP) 4 Nm	FS2081 (T15IP) 4 Nm	FS2081 (T15IP) 4 Nm
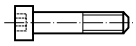	Clamping screw for arbour-mounted tools		M10X040 ISO4762 12.9 (SW 8)	M12X050 ISO4762 12.9 (SW 10)	M16X065 ISO4762 12.9 (SW 14)

Accessories

	D_c [mm]	40	50–80
	Torque screwdriver, analogue	FS2003	
	Torque screwdriver, digital	FS2248	
	Interchangeable blade	FS2014 (T15IP)	
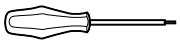	Screwdriver	FS1485 (T15IP)	
	Coolant nozzle	FS2250 (SW 1,6)	

The FS2250 coolant nozzle must be secured to prevent it from coming loose.

Indexable inserts

	Designation	Tolerance class	Number of cutting edges	r mm	b mm	P HC WKP25S	P HC WKP35G	P HC WKP35S	P HC WPP35G	P HC WSP45G	M HC WSM35G	M HC WSM45X	M HC WSP45G	K HC WKK25G	K HC WKP25S	K HC WKP35G	K HC WKP35S	K HC WPP35G	N HC WXN15	N HW WK10	S HC WSM35G	S HC WSM45X	S HC WSP45G
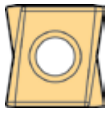	LNHU130608R-L55T	H	4	0,8	2,2	☺	😐	😐	😐	☹	😐		☹	😐	😐	☹	☹	☹			😐		☹
	LNHU130612R-L55T	H	4	1,2	1,9		😐	😐	😐	☹	😐		☹			☹	☹	☹			😐		☹
	LNHU130616R-L55T	H	4	1,6	1,5		😐	😐	😐	☹	😐		☹			☹	☹	☹			😐		☹
	LNHU130620R-L55T	H	4	2	1,2		😐	😐	😐	☹	😐		☹			☹	☹	☹			😐		☹
	LNHU130625R-L55T	H	4	2,5	0,7		😐	😐	😐	☹	😐		☹			☹	☹	☹			😐		☹
	LNHU130630R-L55T	H	4	3			😐	😐	😐	☹	😐		☹			☹	☹	☹			😐		☹
	LNHU130632R-L55T	H	4	3,2			😐	😐	😐	☹	😐		☹			☹	☹	☹			😐		☹
	LNHU130608R-L65T	H	4	0,8	2,2					☹			☹										☹
	LNHU130608R-L85T	H	4	0,8	2,2														☺	😐			
	LNMU130608R-L55T	M	4	0,8	2,2	☺	😐	😐	😐	☹		☹	☹	😐	😐	☹	☹	☹			😐	☹	☹

HC = beschichtetes Hartmetall
HW = unbeschichtetes Hartmetall

D2

WALTER SELECT Stability of machine, workpiece and clamping arrangement → Very good = ☺ → Good = 😐 → Moderate = ☹

☺ 😐 ☹ / ★ = New addition to the product range

www.isotool.se
Tel. 044 - 24 55 70

Helical milling cutters

F5138 inch

LNH . 1306 .. R

Walter BLAXX





– Full effective design
– 4 cutting edges per indexable insert, tangential arrangement

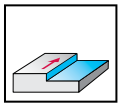

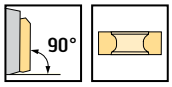

	P	M	K	N	S	H	O
F5138	●●	●●	●●	●●	●●		●

Tool

	Designation	D_c inch	d_1 inch	l_4 inch	l_1 inch	L_c inch	Z	lbs	No. of inserts	Type
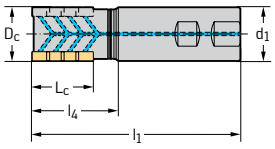 DIN 1835 B	F5138.UW38.038.Z02.45	1,500	1,500	1,969	5,315	1,772	2	2,132	2 / 6	LNH . 1306 .. R
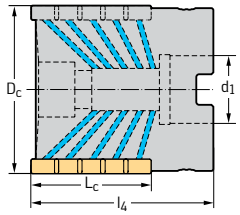 Shell mill mount DIN 138 transverse keyway	F5138.UB19.051.Z03.34	2,000	0,750	2,165		1,339	3	1,204	3 / 6	LNH . 1306 .. R
	F5138.UB26.064.Z04.45	2,500	1,000	2,756		1,772	4	0,24	4 / 12	

Bodies and assembly parts are included in the scope of delivery

D2

WALTER SELECT Stability of machine, workpiece and clamping arrangement → Very good = ☺ → Good = 😐 → Moderate = ☹

www.isotool.se
Tel. 044 - 24 55 70

Assembly parts

	D_c [inch]	1,5	2	2,5
	Clamping screw for indexable insert Tightening torque	FS2081 (T15IP) 2,95 lbs	FS2081 (T15IP) 2,95 lbs	FS2081 (T15IP) 2,95 lbs
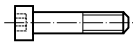	Clamping screw for arbour-mounted tools		FS1338	FS1614

Accessories

	D_c [inch]	1,5–2,5
	Torque screwdriver, analogue	FS2004
	Torque screwdriver, digital	FS2248
	Interchangeable blade	FS2014 (T15IP)
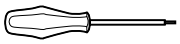	Screwdriver	FS1485 (T15IP)
	Coolant nozzle	FS2250 (SW 1,6)

The FS2250 coolant nozzle must be secured to prevent it from coming loose.

Indexable inserts

	Designation	Tolerance class	Number of cutting edges	r inch	b inch	P HC WKP25S	P HC WKP35G	P HC WKP35S	P HC WPP35G	P HC WSP45G	M HC WSM35G	M HC WSM45X	M HC WSP45G	K HC WAK15	K HC WKK25G	K HC WKP25S	K HC WKP35G	K HC WKP35S	K HC WPP35G	N HC WXN15	N HW WK10	S HC WSM35G	S HC WSM45X	S HC WSP45G
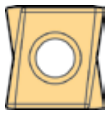	LNHU130608R-L55T	H	4	0,031	0,087	☺	😐	😐	😐	☹	😐		☹	☺	😐	😐	☹	☹	☹			😐		☹
	LNHU130612R-L55T	H	4	0,047	0,073		😐	😐	😐	☹	😐		☹				☹	☹	☹			😐		☹
	LNHU130616R-L55T	H	4	0,063	0,059		😐	😐	😐	☹	😐		☹				☹	☹	☹			😐		☹
	LNHU130620R-L55T	H	4	0,079	0,045		😐	😐	😐	☹	😐		☹				☹	☹	☹			😐		☹
	LNHU130625R-L55T	H	4	0,098	0,028		😐	😐	😐	☹	😐		☹				☹	☹	☹			😐		☹
	LNHU130630R-L55T	H	4	0,118			😐	😐	😐	☹	😐		☹				☹	☹	☹			😐		☹
	LNHU130632R-L55T	H	4	0,126			😐	😐	😐	☹	😐		☹				☹	☹	☹			😐		☹
	LNHU130608R-L65T	H	4	0,031	0,087					☹			☹											☹
	LNHU130608R-L85T	H	4	0,031	0,087															☺	😐			
	LNMU130608R-L55T	M	4	0,031	0,087	☺	😐	😐	😐	☹		☹	☹		😐	😐	☹	☹	☹				☹	☹

HC = beschichtetes Hartmetall
HW = unbeschichtetes Hartmetall

D2

WALTER SELECT Stability of machine, workpiece and clamping arrangement → Very good = ☺ → Good = 😐 → Moderate = ☹

☺ 😐 ☹ / ★ = New addition to the product range

www.isotool.se
Tel. 044 - 24 55 70

Helical milling cutters

M5250 mm

BC .. 1605 .. R

Xtra·tec® XT



– Full effective design
– 2 or 4 cutting edges per indexable insert

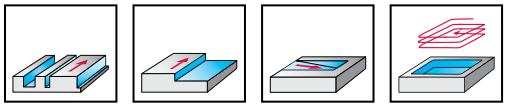

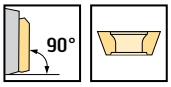

	P	M	K	N	S	H	O
M5250	●●	●●	●●	●●	●●		●

Tool

Designation	D_c mm	d_1 mm	l_4 mm	l_{16} mm	L_c mm	Z	kg	No. of inserts	Type
M5250-050-B22-03-43-16	50	22	60		43	3	0,4	3 / 9	BC .. 1605 .. R SC .. 1105 ..
M5250-050-B22-03-62-16	50	22	80		62	3	0,53	3 / 15	
M5250-063-B27-04-43-16	63	27	65		43	4	0,81	4 / 12	
M5250-063-B27-04-62-16	63	27	85		62	4	1,05	4 / 20	
M5250-080-B32-05-62-16	80	32	85		62	5	1,87	5 / 25	
M5250-080-B32-05-80-16	80	32	105		80	5	2,32	5 / 35	

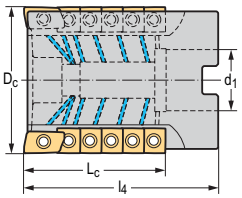

Shell mill mount DIN 138 transverse keyway

Designation	D_c mm	d_1 mm	l_4 mm	l_{16} mm	L_c mm	Z	kg	No. of inserts	Type
M5250-050-N8-03-71-16	50	80	122	89	71	3	1,77	3 / 18	BC .. 1605 .. R SC .. 1105 ..
M5250-063-N8-04-80-16	63	80	136	107	80	4	2,6	4 / 28	
M5250-080-N8-05-99-16	80	80	150	130	99	5	4,13	5 / 45	

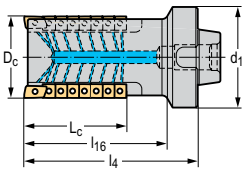

Modular NCT adaptor

Bodies and assembly parts are included in the scope of delivery

D2

WALTER SELECT Stability of machine, workpiece and clamping arrangement → Very good = ☺ → Good = 😐 → Moderate = ☹

New addition to the product range = ☺ 😐 ☹ / ★

www.isotool.se
Tel. 044 - 24 55 70

Assembly parts

	D_c [mm]	50	63	80
	Clamping screw for indexable insert Tightening torque	FS2300 (T15IP) 3,5 Nm	FS2300 (T15IP) 3,5 Nm	FS2300 (T15IP) 3,5 Nm
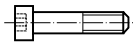	Clamping screw for arbour-mounted tools	M10X045 ISO4762 12.9 (SW 8)	M12X050 ISO4762 12.9 (SW 10)	M16X070 ISO4762 12.9 (SW 14)

Accessories

	D_c [mm]	50–80
	Torque screwdriver, analogue	FS2003
	Torque screwdriver, digital	FS2248
	Interchangeable blade	FS2014 (T15IP)
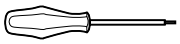	Screwdriver	FS1485 (T15IP)

Indexable inserts

	Designation	Tolerance class	Number of cutting edges	b mm	P HC WKP35G	P HC WKP35S	P HC WPP35G	P HC WSP45G	M HC WSM45X	M HC WSP45G	K HC WKP35G	K HC WKP35S	K HC WPP35G	N HC WXN15	N HW WK10	N HW WN15	S HC WSM45X	S HC WSP45G
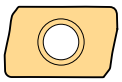	BCGT160508R-G51	G	2	2	☻	☻	☻	☹		☹	☻	☻	☻					☹
	BCGT160508R-G55	G	2	2	☻	☻	☻	☹		☹	☻	☻	☻					☹
	BCHT160508R-K85	H	2	2										☺	☻			
	BCHT160512R-K85	H	2	1,7										☺	☻			
	BCHT160516R-K85	H	2	1,7										☺	☻			
	BCHT160520R-K85	H	2	1,5										☺	☻			
	BCHT160525R-K85	H	2	1,4										☺	☻			
	BCHT160530R-K85	H	2	1,2										☺	☻			
	BCHT160540R-K85	H	2	1,1										☺	☻			
	BCMT160508R-F55	M	2	2	☻	☻	☻	☹		☹	☻	☻	☻					☹
	BCMT160508R-G55	M	2	2	☻	☻	☻	☹		☹	☻	☻	☻					☹
	BCMT160512R-G55	M	2	1,7	☻	☻	☻	☹		☹	☻	☻	☻					☹
	BCMT160516R-G55	M	2	1,5	☻	☻		☹		☹	☻	☻						☹
	BCMT160520R-G55	M	2	1,5	☻	☻		☹		☹	☻	☻						☹
	BCMT160525R-G55	M	2	1,4	☻	☻		☹		☹	☻	☻						☹
	BCMT160530R-G55	M	2	1,2	☻	☻	☻	☹		☹	☻	☻	☻					☹
	BCMT160532R-G55	M	2	1,1	☻	☻		☹		☹	☻	☻						☹
	BCMT160540R-G55	M	2	1,1	☻	☻		☹		☹	☻	☻						☹
	BCMT160550R-G55	M	2	0,7	☻	☻		☹		☹	☻	☻						☹
	BCMT160560R-G55	M	2	0,1	☻	☻	☻	☹		☹	☻	☻	☻					☹
	BCMT160508R-G55W	M	2	2				☹	☹	☹							☹	☹
	BCMT160516R-G55W	M	2	1,5				☹	☹	☹							☹	☹
	BCMT160530R-G55W	M	2	1,2				☹	☹	☹							☹	☹
	BCMT160540R-G55W	M	2	1,5				☹	☹	☹							☹	☹
	SCGT110502-G51	G	4		☻	☻	☻	☹		☹	☻	☻	☻					☹
	SCHT110502-K85	H	4											☺		☻		
	SCMT110502-F55	M	4		☻	☻	☻	☹		☹	☻	☻	☻					☹
	SCMT110502-G55	M	4		☻	☻	☻	☹		☹	☻	☻	☻					☹
	SCMT110502-G55W	M	4					☹	☹	☹							☹	☹

If the corner radius r = 2.5 mm or above, the corner area of the body must be reworked.
R (body) = r (indexable insert) – 1 mm

HC = Coated carbide
HW = Uncoated carbide

D2

WALTER SELECT Stability of machine, workpiece and clamping arrangement → Very good = ☺ → Good = 😐 → Moderate = ☹

☺ 😐 ☹ / ★ = New addition to the product range

www.isotool.se
Tel. 044 - 24 55 70

Helical milling cutters

M5250 inch

BC .. 1605 .. R

Xtra·tec® XT



– Full effective design
– 2 or 4 cutting edges per indexable insert

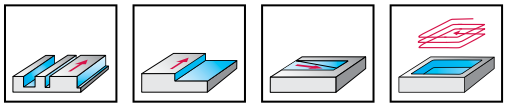

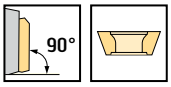

	P	M	K	N	S	H	O
M5250	●●	●●	●●	●●	●●		●

Tool

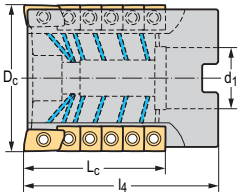

Shell mill mount DIN 138 transverse keyway

Designation	D_c inch	d_1 inch	l_4 inch	L_c inch	Z	lbs	No. of inserts	Type
M5250.051-B26-03-52-16	2,000	1,000	3,150	2,047	3	1,285	3 / 12	BC .. 1605 .. R SC .. 1105 ..
M5250.064-B26-04-62-16	2,500	1,000	3,346	2,441	4	2,458	4 / 20	
M5250.076-B31-05-80-16	3,000	1,250	4,134	3,150	5	4,599	5 / 35	

Bodies and assembly parts are included in the scope of delivery

D 2

WALTER SELECT Stability of machine, workpiece and clamping arrangement → Very good = ☺ → Good = 😐 → Moderate = ☹

www.isotool.se
Tel. 044 - 24 55 70

Assembly parts

	D_c [inch]	2–2,5	3
	Clamping screw for indexable insert Tightening torque	FS2300 (T15IP) 2,581 lbs	FS2300 (T15IP) 2,581 lbs
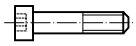	Clamping screw for arbour-mounted tools	FS1614	FS2674

Accessories

	D_c [inch]	2–3
	Torque screwdriver, analogue	FS2003
	Torque screwdriver, digital	FS2248
	Interchangeable blade	FS2014 (T15IP)
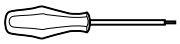	Screwdriver	FS1485 (T15IP)

Indexable inserts

	Designation	Tolerance class	Number of cutting edges	b inch	P HC WKP35G	P HC WKP35S	P HC WPP35G	P HC WSP45G	M HC WSM45X	M HC WSP45G	K HC WKP35G	K HC WKP35S	K HC WPP35G	N HC WXN15	N HW WK10	N HW WN15	S HC WSM45X	S HC WSP45G
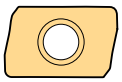	BCGT160508R-G51	G	2	0,079	☺	☺	☺	☹		☹	☺	☺	☺					☹
	BCGT160508R-G55	G	2	0,079	☺	☺	☺	☹		☹	☺	☺	☺					☹
	BCHT160508R-K85	H	2	0,079										☺	☺			
	BCHT160512R-K85	H	2	0,067										☺	☺			
	BCHT160516R-K85	H	2	0,067										☺	☺			
	BCHT160520R-K85	H	2	0,059										☺	☺			
	BCHT160525R-K85	H	2	0,055										☺	☺			
	BCHT160530R-K85	H	2	0,047										☺	☺			
	BCHT160540R-K85	H	2	0,043										☺	☺			
	BCMT160508R-F55	M	2	0,079	☺	☺	☺	☹		☹	☺	☺	☺					☹
	BCMT160508R-G55	M	2	0,079	☺	☺	☺	☹		☹	☺	☺	☺					☹
	BCMT160512R-G55	M	2	0,067	☺	☺	☺	☹		☹	☺	☺	☺					☹
	BCMT160516R-G55	M	2	0,059	☺	☺		☹		☹	☺	☺						☹
	BCMT160520R-G55	M	2	0,059	☺	☺		☹		☹	☺	☺						☹
	BCMT160525R-G55	M	2	0,055	☺	☺		☹		☹	☺	☺						☹
	BCMT160530R-G55	M	2	0,047	☺	☺	☺	☹		☹	☺	☺	☺					☹
	BCMT160532R-G55	M	2	0,043	☺	☺		☹		☹	☺	☺						☹
	BCMT160540R-G55	M	2	0,043	☺	☺		☹		☹	☺	☺						☹
	BCMT160550R-G55	M	2	0,028	☺	☺		☹		☹	☺	☺						☹
	BCMT160560R-G55	M	2	0,004	☺	☺	☺	☹		☹	☺	☺	☺					☹
	BCMT160508R-G55W	M	2	0,079				☹	☹	☹							☹	☹
	BCMT160516R-G55W	M	2	0,059				☹	☹	☹							☹	☹
	BCMT160530R-G55W	M	2	0,047				☹	☹	☹							☹	☹
	BCMT160540R-G55W	M	2	0,057				☹	☹	☹							☹	☹
	SCGT110502-G51	G	4		☺	☺	☺	☹		☹	☺	☺	☺					☹
	SCHT110502-K85	H	4											☺		☺		
	SCMT110502-F55	M	4		☺	☺	☺	☹		☹	☺	☺	☺					☹
	SCMT110502-G55	M	4		☺	☺	☺	☹		☹	☺	☺	☺					☹
	SCMT110502-G55W	M	4					☹	☹	☹							☹	☹

If the corner radius r = 2.5 mm or above, the corner area of the body must be reworked.
R (body) = r (indexable insert) – 1 mm

HC = Coated carbide
HW = Uncoated carbide

D2

WALTER SELECT Stability of machine, workpiece and clamping arrangement → Very good = ☺ → Good = 😐 → Moderate = ☹

☺ 😐 ☹ / ★ = New addition to the product range

www.isotool.se
Tel. 044 - 24 55 70

Helical milling cutters

F4038 mm

AD .. 0803 .. R

Xtra·tec®



– Full effective design
– 2 cutting edges per indexable insert

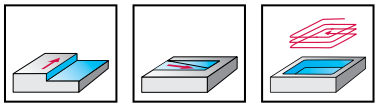

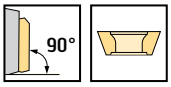

	P	M	K	N	S	H	O
F4038	●●	●●	●●	●●	●●		●

Tool

	Designation	D_c mm	d_1 mm	l_4 mm	l_1 mm	L_c mm	Z	kg	No. of inserts	Type
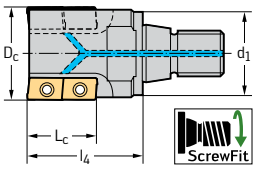	F4038.T22.025.Z02.22	25	22	40		22	2	0,12	2 / 4	AD .. 0803 .. R
	F4038.T28.032.Z03.30	32	28	50		30	3	0,22	3 / 9	
ScrewFit										
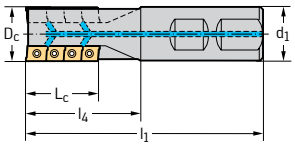	F4038.W20.020.Z01.30	20	20	45	96	30	1	0,19	2 / 3	AD .. 0803 .. R
	F4038.W25.025.Z02.30	25	25	50	107	30	2	0,33	2 / 6	
	F4038.W32.032.Z03.37	32	32	50	111	37	3	0,56	3 / 12	
DIN 1835 B										

Bodies and assembly parts are included in the scope of delivery

D2

WALTER SELECT Stability of machine, workpiece and clamping arrangement → Very good = ☺ → Good = 😐 → Moderate = ☹

Assembly parts

	D_c [mm]	20–32
	Clamping screw for indexable insert Tightening torque	FS1454 (T8IP) 1,2 Nm

Accessories

	D_c [mm]	20	25	32
	Torque screwdriver, analogue		FS2001	
	Torque screwdriver, digital		FS2248	
	Interchangeable blade		FS2012 (T8IP)	
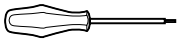	Screwdriver		FS1483 (T8IP)	

Indexable inserts

	Designation	Tolerance class	Number of cutting edges	r mm	b mm	P HC WKP25S	P HC WKP35G	P HC WKP35S	P HC WSP45G	M HC WSM35G	M HC WSP45G	K HC WAK15	K HC WKP25S	K HC WKP35G	K HC WKP35S	N HC WXN15	N HW WK10	S HC WSM35G	S HC WSP45G
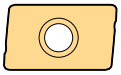	ADGT0803PER-D51	G	2	0,4	1,2	☺	😐	😐	☹		☹		😐	☹	☹				☹
	ADGT0803PER-F56	G	2	0,4	1,2				☹	😐	☹							😐	☹
	ADHT0803PER-G88	H	2	0,4	1,2											☺	😐		
	ADKT0803PER-F56	K	2	0,4	1,2	☺		😐	☹		☹	☺	😐		☹				☹
	ADMT080302R-F56	M	2	0,2	1,2		😐	😐	☹	😐	☹			☹	☹			😐	☹
	ADMT080304R-F56	M	2	0,4	1,2	☺	😐	😐	☹	😐	☹	☺	😐	☹	☹			😐	☹
	ADMT080308R-F56	M	2	0,8	1,2		😐	😐	☹	😐	☹			☹	☹			😐	☹
	ADMT080312R-F56	M	2	1,2	1			😐	☹	😐	☹				☹			😐	☹
	ADMT080316R-F56	M	2	1,6	1			😐	☹	😐	☹				☹			😐	☹
	ADMT080320R-F56	M	2	2	1			😐	☹	😐	☹				☹			😐	☹
	ADMT080304R-D56	M	2	0,4	1,2	☺	😐	😐	☹		☹	☺	😐	☹	☹				☹
	ADMT080304R-G56	M	2	0,4	1,2			☺	😐		😐				☹				😐

If the corner radius r = 1.6 mm or above, the corner area of the body must be reworked.
R (body) = r (indexable insert) – 1 mm
Indexable inserts with r <gt/> 0.4 mm can only be used as front inserts.

HC = Coated carbide
HW = Uncoated carbide

D2

WALTER SELECT Stability of machine, workpiece and clamping arrangement → Very good = ☺ → Good = 😐 → Moderate = ☹

☺ 😐 ☹ / ★ = New addition to the product range

www.isotool.se
Tel. 044 - 24 55 70

Helical milling cutters

F4038 inch

AD .. 0803 .. R

Xtra·tec®



– Full effective design
– 2 cutting edges per indexable insert

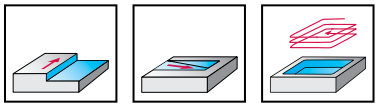

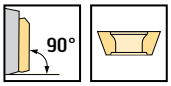

	P	M	K	N	S	H	O
F4038	●●	●●	●●	●●	●●		●

Tool

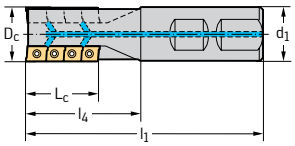

DIN 1835 B

Designation	D_c inch	d_1 inch	l_4 inch	l_1 inch	L_c inch	Z	lbs	No. of inserts	Type
F4038.UW19.019.Z01.30	0,750	0,750	1,770	3,780	1,181	1	0,388	2 / 3	AD .. 0803 .. R
F4038.UW26.026.Z02.37	1,000	1,000	1,969	4,213	1,457	2	0,763	2 / 8	

Bodies and assembly parts are included in the scope of delivery

D 2

WALTER SELECT Stability of machine, workpiece and clamping arrangement → Very good = ☺ → Good = 😐 → Moderate = ☹

Assembly parts

	D_c [inch]	0,75–1
	Clamping screw for indexable insert Tightening torque	FS1454 (T8IP) 0,885 lbs

Accessories

	D_c [inch]	0,75–1
	Torque screwdriver, analogue	FS2002
	Torque screwdriver, digital	FS2248
	Interchangeable blade	FS2012 (T8IP)
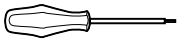	Screwdriver	FS1483 (T8IP)

Indexable inserts

	Designation	Tolerance class	Number of cutting edges	r inch	b inch	P HC WKP25S	P HC WKP35G	P HC WKP35S	P HC WSP45G	M HC WSM35G	M HC WSP45G	K HC WAK15	K HC WKP25S	K HC WKP35G	K HC WKP35S	N HC WXN15	N HW WK10	S HC WSM35G	S HC WSP45G
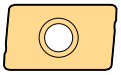	ADGT0803PER-D51	G	2	0,016	0,047	☺	😐	😐	☹		☹		😐	☹	☹				☹
	ADGT0803PER-F56	G	2	0,016	0,047				☹	😐	☹							😐	☹
	ADHT0803PER-G88	H	2	0,016	0,047											☺	😐		
	ADKT0803PER-F56	K	2	0,016	0,047	☺		😐	☹		☹	☺	😐		☹				☹
	ADMT080302R-F56	M	2	0,008	0,047		😐	😐	☹	😐	☹			☹	☹			😐	☹
	ADMT080304R-F56	M	2	0,016	0,047	☺	😐	😐	☹	😐	☹	☺	😐	☹	☹			😐	☹
	ADMT080308R-F56	M	2	0,031	0,047		😐	😐	☹	😐	☹			☹	☹			😐	☹
	ADMT080312R-F56	M	2	0,047	0,039			😐	☹	😐	☹				☹			😐	☹
	ADMT080316R-F56	M	2	0,063	0,039			😐	☹	😐	☹				☹			😐	☹
	ADMT080320R-F56	M	2	0,079	0,039			😐	☹	😐	☹				☹			😐	☹
	ADMT080304R-D56	M	2	0,016	0,047	☺	😐	😐	☹		☹	☺	😐	☹	☹				☹
	ADMT080304R-G56	M	2	0,016	0,047			☺	😐		😐				☹				😐

If the corner radius r = 1.6 mm or above, the corner area of the body must be reworked.
R (body) = r (indexable insert) – 1 mm
Indexable inserts with r <gt/> 0.4 mm can only be used as front inserts.

HC = Coated carbide
HW = Uncoated carbide

D2

WALTER SELECT Stability of machine, workpiece and clamping arrangement → Very good = ☺ → Good = 😐 → Moderate = ☹

☺ 😐 ☹ / ★ = New addition to the product range

www.isotool.se
Tel. 044 - 24 55 70

Helical milling cutters

F4138 mm

AD .. 1204 .. R

Xtra·tec®



– Full effective design
– 2 cutting edges per indexable insert

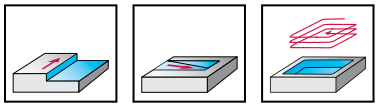

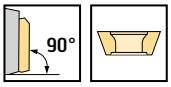

	P	M	K	N	S	H	O
F4138	●●	●●	●●	●●	●●		●

Tool

Designation	D_c mm	d_1 mm	l_4 mm	l_{16} mm	l_1 mm	L_c mm	Z	kg	No. of inserts	Type
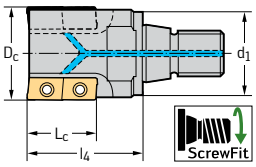 ScrewFit										
F4138.T28.032.Z02.33	32	28	50			33	2	0,21	2 / 4	AD .. 1204 .. R
F4138.T36.040.Z03.33	40	36	55			33	3	0,38	3 / 6	
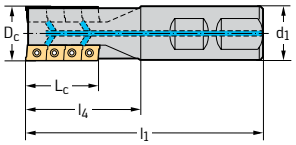 DIN 1835 B										
F4138.W32.032.Z02.43	32	32	64		125	43	2	0,6	2 / 6	AD .. 1204 .. R
F4138.W40.040.Z03.54	40	40	79		150	54	3	1,12	3 / 12	
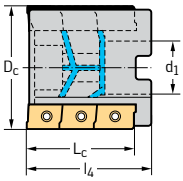 Shell mill mount DIN 138 transverse keyway										
F4138.B16.040.Z03.33	40	16	55			33	3	0,32	3 / 6	AD .. 1204 .. R
F4138.B16.040.Z03.43	40	16	65			43	3	0,35	3 / 9	
F4138.B22.050.Z04.43	50	22	65			43	4	0,55	4 / 12	
F4138.B22.050.Z04.54	50	22	75			54	4	0,62	4 / 16	
F4138.B27.063.Z05.43	63	27	70			43	5	0,99	5 / 15	
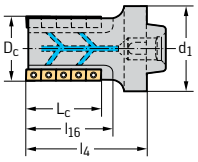 Modular NCT adaptor										
F4138.N6.040.Z03.54	40	63	105	69		54	3	1,06	3 / 12	AD .. 1204 .. R

For tools with a locating bore, use longer tightening screws in accordance with ISO 4762 – see „Assembly parts and accessories/Miscellaneous“ | Bodies and assembly parts are included in the scope of delivery

D 2

WALTER SELECT Stability of machine, workpiece and clamping arrangement → Very good = ☺ → Good = 😐 → Moderate = ☹

New addition to the product range = ☺ 😐 ☹ / ★

www.isotool.se
Tel. 044 - 24 55 70

Assembly parts

	D_c [mm]	32	40	50	63
	Clamping screw for indexable insert Tightening torque	FS1457 (T9IP) 2 Nm	FS1457 (T9IP) 2 Nm	FS1457 (T9IP) 2 Nm	FS1457 (T9IP) 2 Nm
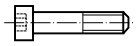	Clamping screw for arbour-mounted tools		M08X040 ISO4762 12.9 (SW 6)	M10X045 ISO4762 12.9 (SW 8)	M12X045 ISO4762 12.9 (SW 10)

Accessories

	D_c [mm]	32	40	50–63
	Torque screwdriver, analogue	FS2003		
	Torque screwdriver, digital	FS2248		
	Interchangeable blade	FS2013 (T9IP)		
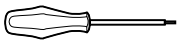	Screwdriver	FS1484 (T9IP)		

Indexable inserts

	Designation	Tolerance class	Number of cutting edges	r mm	b mm	P HC WKP25S	P HC WKP35G	P HC WKP35S	P HC WSP45G	M HC WSM35G	M HC WSM45X	M HC WSP45G	K HC WAK15	K HC WKK25G	K HC WKP25S	K HC WKP35G	K HC WKP35S	N HC WXN15	N HW WK10	S HC WSM35G	S HC WSM45X	S HC WSP45G
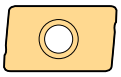	ADGT120404R-F56	G	2	0,4	1,2				☹			☹										☹
	ADGT120430R-F56	G	2	3	0,8				☹			☹										☹
	ADGT120440R-F56	G	2	4	0,4				☹			☹										☹
	ADGT1204PER-F56	G	2	0,8	1,2				☹	😐		☹								😐		☹
	ADGT120416R-D67	G	2	1,6	1				😐			😐										😐
	ADGT1204PER-D67	G	2	0,8	1,2			😐	😐	😐		😐					😐			😐		😐
	ADGT1204PER-D51	G	2	0,8	1,2	☺	😐	😐	☹			☹			😐	☹	☹					☹
	ADGT1204PER-D56	G	2	0,8	1,2	☺		😐	☹			☹			😐		☹					☹
	ADGT1204PER-G77	G	2	0,8	1,2				😐	😐		😐								😐		😐
	ADHT120416R-G88	H	2	1,6	1													☺				
	ADHT120440R-G88	H	2	4	0,4														😐			
	ADHT1204PER-G88	H	2	0,8	1,2													☺	😐			
	ADKT1204PER-F56	K	2	0,8	1,2	☺		😐	☹			☹	☺		😐		☹					☹
	ADMT120404R-F56	M	2	0,4	1,2		😐	😐	☹	😐		☹				☹	☹			😐		☹
	ADMT120408R-F56	M	2	0,8	1,2	☺	😐	😐	☹	😐	☹	☹	☺	😐	😐	☹	☹			😐	☹	☹
	ADMT120412R-F56	M	2	1,2	1,2		😐	😐	☹	😐		☹				☹	☹			😐		☹
	ADMT120416R-F56	M	2	1,6	1		😐	😐	☹	😐		☹				☹	☹			😐		☹
	ADMT120420R-F56	M	2	2	1		😐	😐	☹	😐		☹				☹	☹			😐		☹
	ADMT120425R-F56	M	2	2,5	0,8		😐	😐	☹			☹				☹	☹					☹
	ADMT120430R-F56	M	2	3	0,8		😐	😐	☹	😐	☹	☹				☹	☹			😐	☹	☹
	ADMT120432R-F56	M	2	3,2	0,8		😐	😐	☹	😐		☹				☹	☹			😐		☹
	ADMT120440R-F56	M	2	4	0,4		😐	😐	☹	😐	☹	☹				☹	☹			😐	☹	☹
	ADMT120408R-D56	M	2	0,8	1,2	☺	😐	😐	☹			☹	☺	😐	😐	☹	☹					☹
	ADMT120408R-G56	M	2	0,8	1,2		☺	☺	😐	😐		😐				☹	😐			😐		😐

If the corner radius r = 2.0 mm or above, the corner area of the body must be reworked:
R (body) = r (indexable insert) – 1 mm

HC = Coated carbide
HW = Uncoated carbide

D2

WALTER SELECT Stability of machine, workpiece and clamping arrangement → Very good = ☺ → Good = 😐 → Moderate = ☹

☺ 😐 ☹ / ★ = New addition to the product range

www.isotool.se
Tel. 044 - 24 55 70

Helical milling cutters

F4138 inch

AD .. 1204 .. R

Xtra·tec®



– Full effective design
– 2 cutting edges per indexable insert

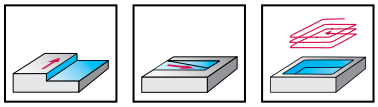

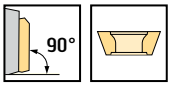

	P	M	K	N	S	H	O
F4138	●●	●●	●●	●●	●●		●

Tool

	Designation	D_c inch	d_1 inch	l_4 inch	l_1 inch	L_c inch	Z	lbs	No. of inserts	Type
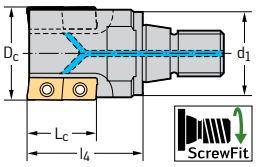 ScrewFit	F4138.UT28.031.Z02.33	1,250	1,102	1,969		1,300	2	0,465	2 / 4	AD .. 1204 .. R
	F4138.UT36.038.Z03.33	1,500	1,417	2,165		1,300	3	0,705	3 / 6	
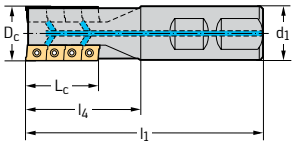 DIN 1835 B	F4138.UW31.031.Z02.43	1,250	1,250	2,520	4,921	1,693	2	1,19	2 / 6	AD .. 1204 .. R
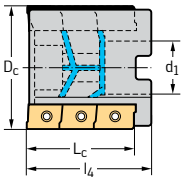 Shell mill mount DIN 138 transverse keyway	F4138.UB19.051.Z04.43	2,000	0,750	2,559		1,690	4	1,323	4 / 12	AD .. 1204 .. R

Bodies and assembly parts are included in the scope of delivery

D 2

WALTER SELECT Stability of machine, workpiece and clamping arrangement → Very good = ☺ → Good = 😐 → Moderate = ☹

www.isotool.se
Tel. 044 - 24 55 70

Assembly parts

	D_c [inch]	1,25–1,5	2
	Clamping screw for indexable insert Tightening torque	FS1457 (T9IP) 1,475 lbs	FS1457 (T9IP) 1,475 lbs
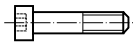	Clamping screw for arbour-mounted tools		FS1528

Accessories

	D_c [inch]	1,25	1,5	2
	Torque screwdriver, analogue	FS2004		
	Torque screwdriver, digital	FS2248		
	Interchangeable blade	FS2013 (T9IP)		
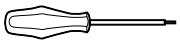	Screwdriver	FS1484 (T9IP)		

Indexable inserts

	Designation	Tolerance class	Number of cutting edges	r inch	b inch	P HC WKP25S	P HC WKP35G	P HC WKP35S	P HC WSP45G	M HC WSM35G	M HC WSM45X	M HC WSP45G	K HC WAK15	K HC WKK25G	K HC WKP25S	K HC WKP35G	K HC WKP35S	N HC WXN15	N HW WK10	S HC WSM35G	S HC WSM45X	S HC WSP45G
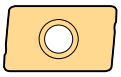	ADGT120404R-F56	G	2	0,016	0,047				☹			☹										☹
	ADGT120430R-F56	G	2	0,118	0,031				☹			☹										☹
	ADGT120440R-F56	G	2	0,157	0,016				☹			☹										☹
	ADGT1204PER-F56	G	2	0,031	0,047				☹	😐		☹								😐		☹
	ADGT120416R-D67	G	2	0,063	0,039				😐			😐										😐
	ADGT1204PER-D67	G	2	0,031	0,047			😐	😐	😐		😐					😐			😐		😐
	ADGT1204PER-D51	G	2	0,031	0,047	☺	😐	😐	☹			☹			😐	☹	☹					☹
	ADGT1204PER-D56	G	2	0,031	0,047	☺		😐	☹			☹			😐		☹					☹
	ADGT1204PER-G77	G	2	0,031	0,047				😐	😐		😐								😐		😐
	ADHT120416R-G88	H	2	0,063	0,039													☺				
	ADHT120440R-G88	H	2	0,157	0,016														😐			
	ADHT1204PER-G88	H	2	0,031	0,047													☺	😐			
	ADKT1204PER-F56	K	2	0,031	0,047	☺		😐	☹			☹	☺		😐		☹					☹
	ADMT120404R-F56	M	2	0,016	0,047		😐	😐	☹	😐		☹				☹	☹			😐		☹
	ADMT120408R-F56	M	2	0,031	0,047	☺	😐	😐	☹	😐	☹	☹	☺	😐	😐	☹	☹			😐	☹	☹
	ADMT120412R-F56	M	2	0,047	0,047		😐	😐	☹	😐		☹				☹	☹			😐		☹
	ADMT120416R-F56	M	2	0,063	0,039		😐	😐	☹	😐		☹				☹	☹			😐		☹
	ADMT120420R-F56	M	2	0,079	0,039		😐	😐	☹	😐		☹				☹	☹			😐		☹
	ADMT120425R-F56	M	2	0,098	0,031		😐	😐	☹			☹				☹	☹					☹
	ADMT120430R-F56	M	2	0,118	0,031		😐	😐	☹	😐	☹	☹				☹	☹			😐	☹	☹
	ADMT120432R-F56	M	2	0,126	0,031		😐	😐	☹	😐		☹				☹	☹			😐		☹
	ADMT120440R-F56	M	2	0,157	0,016		😐	😐	☹	😐	☹	☹				☹	☹			😐	☹	☹
	ADMT120408R-D56	M	2	0,031	0,047	☺	😐	😐	☹			☹	☺	😐	😐	☹	☹					☹
	ADMT120408R-G56	M	2	0,031	0,047		☺	☺	😐	😐		😐				😐	😐			😐		😐

If the corner radius r = 2.0 mm or above, the corner area of the body must be reworked:
R (body) = r (indexable insert) – 1 mm

HC = Coated carbide
HW = Uncoated carbide

D2

WALTER SELECT Stability of machine, workpiece and clamping arrangement → Very good = ☺ → Good = 😐 → Moderate = ☹

☺ 😐 ☹ / ★ = New addition to the product range

www.isotool.se
Tel. 044 - 24 55 70

Helical milling cutters

F4238 mm

AD .. 1606 .. R

Xtra·tec®



– Full effective design
– 2 cutting edges per indexable insert

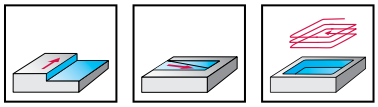

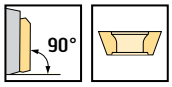

	P	M	K	N	S	H	O
F4238	●●	●●	●●	●●	●●		●

Tool

	Designation	D_c mm	d_1 mm	l_4 mm	l_{16} mm	L_c mm	Z	kg	No. of inserts	Type
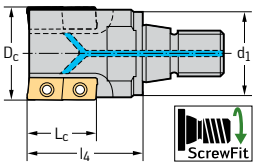 ScrewFit	F4238.T36.040.Z03.29	40	36	55		29	3	0,4	3 / 3	AD .. 1606 .. R
	F4238.T45.050.Z03.43	50	45	70		43	3	0,72	3 / 6	
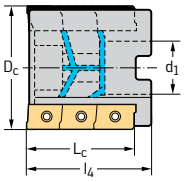 Shell mill mount DIN 138 transverse keyway	F4238.B22.050.Z03.43	50	22	60		43	3	0,47	3 / 6	AD .. 1606 .. R
	F4238.B27.063.Z04.43	63	27	70		43	4	0,94	4 / 8	
	F4238.B27.063.Z04.57	63	27	85		57	4	1,2	4 / 12	
	F4238.B32.080.Z05.57	80	32	85		57	5	2	5 / 15	
	F4238.B32.080.Z05.71	80	32	100		71	5	2,39	5 / 20	
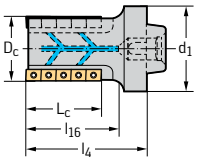 Modular NCT adaptor	F4238.N6.040.Z03.57	40	63	108	80	57	3	1,05	3 / 9	AD .. 1606 .. R
	F4238.N8.040.Z03.57	40	80	105	68	57	3	1,45	3 / 9	
	F4238.N8.050.Z03.71	50	80	122	93	71	3	1,96	3 / 12	
	F4238.N8.063.Z04.85	63	80	136	111	85	4	2,55	4 / 20	

For tools with a locating bore, use longer tightening screws in accordance with ISO 4762 – see „Assembly parts and accessories/Miscellaneous" | Bodies and assembly parts are included in the scope of delivery

D 2

WALTER SELECT Stability of machine, workpiece and clamping arrangement → Very good = ☺ → Good = 😐 → Moderate = ☹

Assembly parts

	D_c [mm]	40	50	63	80
	Clamping screw for indexable insert Tightening torque	FS1453 (T15IP) 3,5 Nm	FS1453 (T15IP) 3,5 Nm	FS1453 (T15IP) 3,5 Nm	FS1453 (T15IP) 3,5 Nm
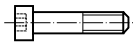	Clamping screw for arbour-mounted tools		M10X045 ISO4762 12.9 (SW 8)	M12X055 ISO4762 12.9 (SW 10)	M16X070 ISO4762 12.9 (SW 14)

Accessories

	D_c [mm]	40–80	50
	Torque screwdriver, analogue	FS2003	
	Torque screwdriver, digital	FS2248	
	Interchangeable blade	FS2014 (T15IP)	
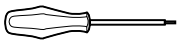	Screwdriver	FS1485 (T15IP)	

	Designation	Tolerance class	Number of cutting edges	r mm	b mm	P HC WKP25S	P HC WKP35G	P HC WKP35S	P HC WSP45G	M HC WSM35G	M HC WSM45X	M HC WSP45G	K HC WAK15	K HC WKK25G	K HC WKP25S	K HC WKP35G	K HC WKP35S	N HC WXN15	N HW WK10	S HC WSM35G	S HC WSM45X	S HC WSP45G
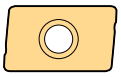	ADGT160612R-F56	G	2	1,2	1,6				☹			☹										☹
	ADGT160616R-F56	G	2	1,6	1,4				☹			☹										☹
	ADGT160620R-F56	G	2	2	1,4				☹			☹										☹
	ADGT160632R-F56	G	2	3,2	1,2				☹			☹										☹
	ADGT160640R-F56	G	2	4	1				☹			☹										☹
	ADGT1606PER-F56	G	2	0,8	1,6				☹	😐		☹								😐		☹
	ADGT160616R-D67	G	2	1,6	1				😐			😐										😐
	ADGT1606PER-D67	G	2	0,8	1,6		😐	😐	😐	😐		😐				😐	😐			😐		😐
	ADGT1606PER-D51	G	2	0,8	1,6	😐	😐	😐	☹			☹			😐	☹	☹					☹
	ADGT1606PER-D56	G	2	0,8	1,6	😐	😐	😐	☹			☹		😐	😐	☹	☹					☹
	ADGT1606PER-G77	G	2	0,8	1,2				😐	😐		😐								😐		😐
	ADHT160616R-G88	H	2	1,6	1,4													😐	😐			
	ADHT1606PER-G88	H	2	0,8	1,6													😐	😐			
	ADKT1606PER-F56	K	2	0,8	1,6	😐		😐	☹			☹	😐		😐		☹					☹
	ADMT160608R-D56	M	2	0,8	1,6	😐	😐	😐	☹			☹	😐	😐	😐	☹	☹					☹
	ADMT160608R-F56	M	2	0,8	1,6	😐	😐	😐	☹	😐	☹	☹	😐	😐	😐	☹	☹			😐	☹	☹
	ADMT160612R-F56	M	2	1,2	1,6		😐	😐	☹	😐	☹	☹				☹	☹			😐	☹	☹
	ADMT160616R-F56	M	2	1,6	1,4		😐	😐	☹	😐	☹	☹				☹	☹			😐	☹	☹
	ADMT160620R-F56	M	2	2	1,4		😐	😐	☹	😐		☹				☹	☹			😐		☹
	ADMT160625R-F56	M	2	2,5	1,2		😐	😐	☹	😐		☹				☹	☹			😐		☹
	ADMT160630R-F56	M	2	3	1,2		😐	😐	☹	😐	☹	☹				☹	☹			😐	☹	☹
	ADMT160632R-F56	M	2	3,2	1,2		😐	😐	☹	😐		☹				☹	☹			😐		☹
	ADMT160640R-F56	M	2	4	1		😐	😐	☹	😐		☹				☹	☹			😐		☹
	ADMT160650R-F56	M	2	5			😐	😐	☹	😐		☹				☹	☹			😐		☹
	ADMT160660R-F56	M	2	6			😐	😐	☹	😐		☹				☹	☹			😐		☹
	ADMT160608R-G56	M	2	0,8	1,6		☺	☺	😐	😐		😐				☹	☹			😐		😐

If the corner radius r = 2.0 mm or above, the corner area of the body must be reworked:
R (body) = r (indexable insert) – 1 mm

HC = Coated carbide
HW = Uncoated carbide

WALTER SELECT Stability of machine, workpiece and clamping arrangement → Very good = ☺ → Good = 😐 → Moderate = ☹

☺ 😐 ☹ / ★ = New addition to the product range

Helical milling cutters

F4238 inch

AD .. 1606 .. R

Xtra·tec®





– Full effective design
– 2 cutting edges per indexable insert

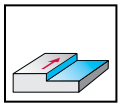

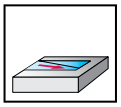

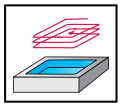

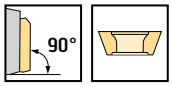

	P	M	K	N	S	H	O
F4238	●●	●●	●●	●●	●●		●

Tool

Designation	D_c inch	d_1 inch	l_4 inch	l_{16} inch	l_1 inch	L_c inch	Z	lbs	No. of inserts	Type
DIN 1835 B										
F4238.UW31.038.Z03.57	1,500	1,250	3,150		5,43	2,244	3	1,561	3 / 9	AD .. 1606 .. R
F4238.UW38.051.Z03.90	2,000	1,500	4,528		7,215	3,346	3	3,743	3 / 15	
Shell mill mount DIN 138 transverse keyway										
F4238.UB19.051.Z03.43	2,000	0,750	2,362			1,693	3	1,160	3 / 6	AD .. 1606 .. R
F4238.UB26.064.Z04.57	2,500	1,000	2,953			2,244	4	2,247	4 / 12	
F4238.UB31.076.Z05.71	3,000	1,250	3,937			2,795	5	4,683	5 / 20	
SK DIN 69871 AD/B										
F4238.US5.051.Z03.85	2,000		4,528	4,204		3,346	3	8,113	3 / 15	AD .. 1606 .. R
F4238.US5.064.Z04.99	2,500		5,906	5,118		3,898	4	10,401	4 / 24	

Bodies and assembly parts are included in the scope of delivery

D2

WALTER SELECT Stability of machine, workpiece and clamping arrangement → Very good = ☺ → Good = 😐 → Moderate = ☹

New addition to the product range = ☺ 😐 ☹ / ★

www.isotool.se
Tel. 044 - 24 55 70

Assembly parts

	D_c [inch]	1,5	2	2,5	3
	Clamping screw for indexable insert Tightening torque	FS1453 (T15IP) 2,581 lbs	FS1453 (T15IP) 2,581 lbs	FS1453 (T15IP) 2,581 lbs	FS1453 (T15IP) 2,581 lbs
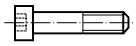	Clamping screw for arbour-mounted tools		FS1528	FS1614	FS2280

Accessories

	D_c [inch]	1,5–3
	Torque screwdriver, analogue	FS2004
	Torque screwdriver, digital	FS2248
	Interchangeable blade	FS2014 (T15IP)
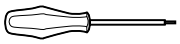	Screwdriver	FS1485 (T15IP)

Indexable inserts

	Designation	Tolerance class	Number of cutting edges	r inch	b inch	P HC WKP25S	P HC WKP35G	P HC WKP35S	P HC WSP45G	M HC WSM35G	M HC WSM45X	M HC WSP45G	K HC WAK15	K HC WKK25G	K HC WKP25S	K HC WKP35G	K HC WKP35S	N HC WXN15	N HW WK10	S HC WSM35G	S HC WSM45X	S HC WSP45G
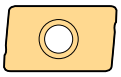	ADGT160612R-F56	G	2	0,047	0,063				☹			☹										☹
	ADGT160616R-F56	G	2	0,063	0,055				☹			☹										☹
	ADGT160620R-F56	G	2	0,079	0,055				☹			☹										☹
	ADGT160632R-F56	G	2	0,126	0,047				☹			☹										☹
	ADGT160640R-F56	G	2	0,157	0,039				☹			☹										☹
	ADGT1606PER-F56	G	2	0,031	0,063				☹	😐		☹								😐		☹
	ADGT160616R-D67	G	2	0,063	0,039				😐			😐										😐
	ADGT1606PER-D67	G	2	0,031	0,063		😐	😐	😐	😐		😐				😐	😐			😐		😐
	ADGT1606PER-D51	G	2	0,031	0,063	😊	😐	😐	☹			☹			😐	☹	☹					☹
	ADGT1606PER-D56	G	2	0,031	0,063	😊	😐	😐	☹			☹		😐	😐	☹	☹					☹
	ADGT1606PER-G77	G	2	0,031	0,047				😐	😐		😐								😐		😐
	ADHT160616R-G88	H	2	0,063	0,055													😊	😐			
	ADHT1606PER-G88	H	2	0,031	0,063													😊	😐			
	ADKT1606PER-F56	K	2	0,031	0,063	😊		😐	☹			☹	😊		😐		☹					☹
	ADMT160608R-D56	M	2	0,031	0,063	😊	😐	😐	☹			☹	😊	😐	😐	☹	☹					☹
	ADMT160608R-F56	M	2	0,031	0,063	😊	😐	😐	☹	😐	☹	☹	😊	😐	😐	☹	☹			😐	☹	☹
	ADMT160612R-F56	M	2	0,047	0,063		😐	😐	☹	😐	☹	☹				☹	☹			😐	☹	☹
	ADMT160616R-F56	M	2	0,063	0,055		😐	😐	☹	😐	☹	☹				☹	☹			😐	☹	☹
	ADMT160620R-F56	M	2	0,079	0,055		😐	😐	☹	😐		☹				☹	☹			😐		☹
	ADMT160625R-F56	M	2	0,098	0,047		😐	😐	☹	😐		☹				☹	☹			😐		☹
	ADMT160630R-F56	M	2	0,118	0,047		😐	😐	☹	😐	☹	☹				☹	☹			😐	☹	☹
	ADMT160632R-F56	M	2	0,126	0,047		😐	😐	☹	😐		☹				☹	☹			😐		☹
	ADMT160640R-F56	M	2	0,157	0,039		😐	😐	☹	😐		☹				☹	☹			😐		☹
	ADMT160650R-F56	M	2	0,197			😐	😐	☹	😐		☹				☹	☹			😐		☹
	ADMT160660R-F56	M	2	0,236			😐	😐	☹	😐		☹				☹	☹			😐		☹
	ADMT160608R-G56	M	2	0,031	0,063		😊	😊	😐	😐		😐				😐	😐			😐		😐

If the corner radius r = 2.0 mm or above, the corner area of the body must be reworked:
R (body) = r (indexable insert) – 1 mm

HC = Coated carbide
HW = Uncoated carbide

D2

WALTER SELECT Stability of machine, workpiece and clamping arrangement → Very good = ☺ → Good = 😐 → Moderate = ☹

☺ 😐 ☹ / ★ = New addition to the product range

www.isotool.se
Tel. 044 - 24 55 70

Helical milling cutters

F4338 mm

AD .. 1807 .. R

Xtra·tec®



– Full effective design
– 2 cutting edges per indexable insert

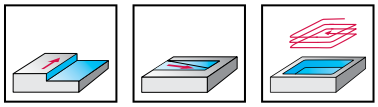

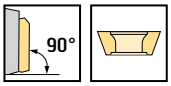

	P	M	K	N	S	H	O
F4338	●●	●●	●●		●●		

Tool

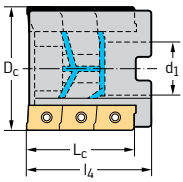

Shell mill mount DIN 138 transverse keyway

Designation	D_c mm	d_1 mm	l_4 mm	L_c mm	Z	kg	No. of inserts	Type
F4338.B27.063.Z04.47	63	27	69	47	4	0,79	4 / 8	AD .. 1807 .. R
F4338.B27.063.Z04.63	63	27	85	63	4	0,95	4 / 12	
F4338.B32.080.Z05.78	80	32	100	78	5	2,14	5 / 20	

For tools with a locating bore, use longer tightening screws in accordance with ISO 4762 – see „Assembly parts and accessories/Miscellaneous" | Bodies and assembly parts are included in the scope of delivery

D2

WALTER SELECT Stability of machine, workpiece and clamping arrangement → Very good = ☺ → Good = 😐 → Moderate = ☹

New addition to the product range = ☺ 😐 ☹ / ★

www.isotool.se
Tel. 044 - 24 55 70

Assembly parts

	D_c [mm]	63	80
	Clamping screw for indexable insert Tightening torque	FS1495 (T20IP) 5 Nm	FS1495 (T20IP) 5 Nm
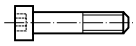	Clamping screw for arbour-mounted tools	M12X050 ISO4762 12.9 (SW 10)	M16X090 ISO4762 12.9 (SW 14)

Accessories

	D_c [mm]	63–80
	Torque screwdriver, analogue	FS2003
	Torque screwdriver, digital	FS2248
	Interchangeable blade	FS2015 (T20IP)
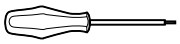	Screwdriver	FS1486 (T20IP)

Indexable inserts

	Designation	Tolerance class	Number of cutting edges	r mm	b mm	P HC WKP25S	P HC WKP35G	P HC WKP35S	P HC WSP45G	M HC WSP45G	K HC WKK25G	K HC WKP25S	K HC WKP35G	K HC WKP35S	S HC WSP45G
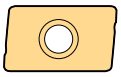	ADGT1807PER-D51	G	2	1,2	1,8		☺						☹		
	ADGT1807PER-D56	G	2	1,2	1,8		☺		☹	☹			☹		☹
	ADMT180712R-D56	M	2	1,2	1,8	☺	☺	☺	☹	☹	☺	☺	☹	☹	☹
	ADMT180712R-F56	M	2	1,2	1,8	☺	☺	☺	☹	☹	☺	☺	☹	☹	☹

HC = beschichtetes Hartmetall

D2

WALTER SELECT Stability of machine, workpiece and clamping arrangement → Very good = ☺ → Good = 😐 → Moderate = ☹

☺ 😐 ☹ / ★ = New addition to the product range

www.isotool.se
Tel. 044 - 24 55 70

Routing cutters

M4791 inch



– 4 cutting edges per indexable insert

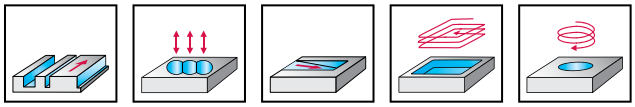

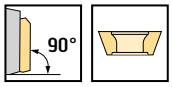

	P	M	K	N	S	H	O
M4791	●●	●●	●●	●●	●●	●	

Tool

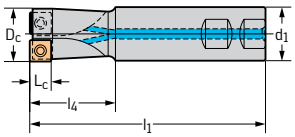

DIN 1835 B

Designation	D_c inch	d_1 inch	l_4 inch	l_1 inch	L_c inch	Z	lbs	No. of inserts	Type
M4791.019-W19-01-06	0,750	0,750	1,529	3,560	0,22	1	0,342	1 / 1	SDM . 06T204
M4791.026-W26-01-09	1,000	1,000	2,844	5,125	0,331	1	0,858	1 / 1	SDM . 09T308
M4791.028-W19-01-09	1,125	0,750	1,250	3,310	0,331	1	0,337	1 / 1	
M4791.031-W31-01-12	1,250	1,250	3,219	5,500	0,457	1	1,446	1 / 1	SDM . 120408
M4791.038-W31-01-12	1,500	1,250	3,219	5,500	0,457	1	1,495	1 / 1	

Bodies and assembly parts are included in the scope of delivery

D 2

WALTER SELECT Stability of machine, workpiece and clamping arrangement → Very good = ☺ → Good = 😐 → Moderate = ☹

www.isotool.se
Tel. 044 - 24 55 70

Assembly parts

	Type	SDM . 06T204	SDM . 09T308	SDM . 120408
	Clamping screw for indexable insert Tightening torque	FS2084 (T7IP) 0,664 lbs	FS2266 (T10IP) 1,475 lbs	FS1453 (T15IP) 2,581 lbs

Accessories

	Type	SDM . 06T204	SDM . 09T308	SDM . 120408
	Torque screwdriver, analogue	FS2002	FS2004	
	Torque screwdriver, digital		FS2248	
	Interchangeable blade	FS2011 (T7IP)	FS2268 (T10IP)	FS2014 (T15IP)
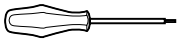	Screwdriver	FS2088 (T7IP)	FS2267 (T10IP)	FS1485 (T15IP)

Indexable inserts

	Designation	Tolerance class	Number of cutting edges	r inch	α °	P HC WKP25S	P HC WKP35G	P HC WKP35S	P HC WPP35G	P HC WSP45G	M HC WSM35G	M HC WSM45X	M HC WSP45G	K HC WAK15	K HC WKK25G	K HC WKP25S	K HC WKP35G	K HC WKP35S	K HC WPP35G	N DP WDN20	N HC WXN15	N HW WK10	S HC WSM35G	S HC WSM45X	S HC WSP45G
	SDHT06T204-G88	H	4	0,016	15°																☺	☹			
	SDMT06T204-D51	M	4	0,016	15°	☺	☹	☹	☹	✖			✖			☹	✖	✖	✖						✖
	SDMT06T204-D57	M	4	0,016	15°	☺	☹	☹	☹	✖	☹		✖		☹	☹	✖	✖	✖				☹		✖
	SDMT06T204-F57	M	4	0,016	15°	☺	☹	☹	☹	✖	☹	✖	✖	☺		☹	✖	✖	✖				☹	✖	✖
	SDMW06T204-A57	M	4	0,016	15°	☹	✖	✖								☹	✖	✖							
	SDHT09T304-G88	H	4	0,016	15°																☺	☹			
	SDHT09T308-G88	H	4	0,031	15°																☺	☹			
	SDMT09T308-D51	M	4	0,031	15°	☺	☹	☹	☹	✖			✖			☹	✖	✖	✖						✖
	SDMT09T308-D57	M	4	0,031	15°	☺	☹	☹	☹	✖	☹		✖		☹	☹	✖	✖	✖				☹		✖
	SDMT09T304-F57	M	4	0,016	15°		☹	☹		✖			✖				✖	✖							✖
	SDMT09T308-F57	M	4	0,031	15°	☺	☹	☹	☹	✖	☹	✖	✖	☺		☹	✖	✖	✖				☹	✖	✖
	SDMW09T308-A57	M	4	0,031	15°	☹	✖	✖	✖							☹	✖	✖	✖						
	SDHT120408-G88	H	4	0,031	15°																☺	☹			
	SDMT120408-D51	M	4	0,031	15°	☺	☹	☹	☹	✖			✖			☹	✖	✖	✖						✖
	SDMT120408-D57	M	4	0,031	15°	☺	☹	☹	☹	✖	☹		✖		☹	☹	✖	✖	✖				☹		✖
	SDMT120408-F57	M	4	0,031	15°	☺	☹	☹	☹	✖	☹	✖	✖	☺		☹	✖	✖	✖				☹	✖	✖
	SDMW120408-A57	M	4	0,031	15°	☹	✖	✖	✖							☹	✖	✖	✖						
	SDGW09T304-A88	G	1	0,016	15°															☹					
	SDGW120408-A88	G	1	0,031	15°															☹					

HC = beschichtetes Hartmetall
DP = Polykristalliner Diamant
HW = unbeschichtetes Hartmetall

D2

WALTER SELECT Stability of machine, workpiece and clamping arrangement → Very good = ☺ → Good = ☹ → Moderate = ✖

☺ ☹ ✖ / ★ = New addition to the product range

www.isotool.se
Tel. 044 - 24 55 70

Routing cutters

M4792 mm



– 2 or 4 cutting edges per indexable insert

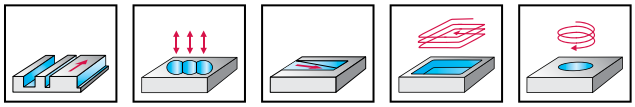

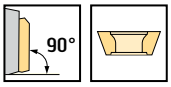

	P	M	K	N	S	H	O
M4792	●●	●●	●●		●●		

Tool

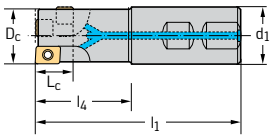

DIN 1835 B

Designation	D_c mm	d_1 mm	l_4 mm	l_1 mm	L_c mm	Z	kg	No. of inserts	Type
M4792-018-W16-01-08	18	16	31	80	8,3	1	0,1	1 / 1	LDM . 08T204R SDM . 06T204
M4792-020-W20-01-13	20	20	34	85	13,3	1	0,17	1 / 1	
M4792-025-W25-01-13	25	25	43	100	13,3	1	0,29	1 / 1	LDM . 14T308R SDM . 09T308
M4792-030-W32-01-20	30	32	54	115	20,8	1	0,57	1 / 1	
M4792-032-W32-01-20	32	32	54	115	20,8	1	0,61	1 / 1	
M4792-040-W32-01-26	40	32	69	130	26,9	1	0,83	1 / 1	LDM . 1704 .. R SDM . 120408

Bodies and assembly parts are included in the scope of delivery

D2

WALTER SELECT Stability of machine, workpiece and clamping arrangement → Very good = ☺ → Good = 😐 → Moderate = ☹

New addition to the product range = ☺ 😐 ☹ / ★

www.isotool.se
Tel. 044 - 24 55 70

Assembly parts

	Type	LDM . 08T204R	LDM . 14T308R	LDM . 1704 .. R
	Clamping screw for indexable insert Tightening torque	FS2084 (T7IP) 0,9 Nm	FS2266 (T10IP) 2 Nm	FS1453 (T15IP) 3,5 Nm

Accessories

	Type	LDM . 08T204R	LDM . 14T308R	LDM . 1704 .. R
	Torque screwdriver, analogue	FS2001	FS2003	
	Torque screwdriver, digital		FS2248	
	Interchangeable blade	FS2011 (T7IP)	FS2268 (T10IP)	FS2014 (T15IP)
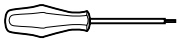	Screwdriver	FS2088 (T7IP)	FS2267 (T10IP)	FS1485 (T15IP)

Indexable inserts

	Designation	Tolerance class	Number of cutting edges	r mm	b mm	P HC WKP25S	P HC WKP35G	P HC WKP35S	P HC WPP35G	P HC WSP45G	M HC WSM35G	M HC WSP45G	K HC WAK15	K HC WKK25G	K HC WKP25S	K HC WKP35G	K HC WKP35S	K HC WPP35G	S HC WSM35G	S HC WSP45G
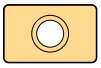	LDMT08T204R-D51	M	2	0,4	0,8	☺	😐	😐		☹		☹			😐	☹	☹			☹
	LDMT08T204R-D57	M	2	0,4	0,8	☺	😐	😐		☹		☹			😐	☹	☹			☹
	LDMT08T204R-F57	M	2	0,4	0,8	☺	😐	😐		☹		☹			😐	☹	☹			☹
	LDMW08T204R-A57	M	2	0,4	0,8	😐	☹								😐	☹				
	LDMT14T308R-D51	M	2	0,8	1,2	☺	😐	😐	😐	☹		☹			😐	☹	☹	☹		☹
	LDMT14T308R-D57	M	2	0,8	1,2	☺	😐	😐	😐	☹	😐	☹		😐	😐	☹	☹	☹	😐	☹
	LDMT14T308R-F57	M	2	0,8	1,2	☺	😐	😐	😐	☹	😐	☹			😐	☹	☹	☹	😐	☹
	LDMW14T308R-A57	M	2	0,8	1,2		☹									☹				
	LDMT170408R-D51	M	2	0,8	1,6		😐	😐	😐	☹		☹				☹	☹	☹		☹
	LDMT170408R-D57	M	2	0,8	1,6	☺	😐	😐	😐	☹		☹		😐	😐	☹	☹	☹		☹
	LDMT170408R-F57	M	2	0,8	1,6	☺	😐	😐	😐	☹	😐	☹			😐	☹	☹	☹	😐	☹
	LDMW170408R-A57	M	2	0,8	1,6		☹									☹				
	SDMT06T204-D51	M	4	0,4		☺	😐	😐		☹		☹			😐	☹	☹			☹
	SDMT06T204-D57	M	4	0,4		☺	😐	😐		☹		☹			😐	☹	☹			☹
	SDMT06T204-F57	M	4	0,4		☺	😐	😐		☹		☹	☺		😐	☹	☹			☹
	SDMW06T204-A57	M	4	0,4		😐	☹	☹							😐	☹	☹			
	SDMT09T308-D51	M	4	0,8		☺	😐	😐	😐	☹		☹			😐	☹	☹	☹		☹
	SDMT09T308-D57	M	4	0,8		☺	😐	😐	😐	☹	😐	☹		😐	😐	☹	☹	☹	😐	☹
	SDMT09T304-F57	M	4	0,4			😐	😐		☹		☹				☹	☹			☹
	SDMT09T308-F57	M	4	0,8		☺	😐	😐	😐	☹	😐	☹	☺		😐	☹	☹	☹	😐	☹
	SDMW09T308-A57	M	4	0,8		😐	☹	☹							😐	☹	☹			
	SDMT120408-D51	M	4	0,8		☺	😐	😐	😐	☹		☹			😐	☹	☹	☹		☹
	SDMT120408-D57	M	4	0,8		☺	😐	😐	😐	☹		☹		😐	😐	☹	☹	☹		☹
	SDMT120408-F57	M	4	0,8		☺	😐	😐	😐	☹	😐	☹	☺		😐	☹	☹	☹	😐	☹
	SDMW120408-A57	M	4	0,8		😐	☹	☹							😐	☹	☹			

HC = beschichtetes Hartmetall

D2

WALTER SELECT Stability of machine, workpiece and clamping arrangement → Very good = ☺ → Good = 😐 → Moderate = ☹

☺ 😐 ☹ / ★ = New addition to the product range

www.isotool.se
Tel. 044 - 24 55 70

Routing cutters

M4792 inch



– 2 or 4 cutting edges per indexable insert

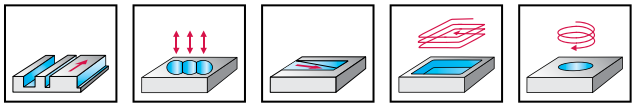

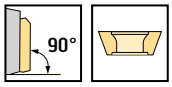

	P	M	K	N	S	H	O
M4792	●●	●●	●●		●●		

Tool

Designation	D_c inch	d_1 inch	l_4 inch	l_1 inch	L_c inch	Z	lbs	No. of inserts	Type
M4792.026-W26-01-13	1,000	1,000	1,693	3,974	0,524	1	0,725	1 / 1	LDM . 14T308R SDM . 09T308
M4792.031-W31-01-20	1,250	1,250	2,126	4,407	0,819	1	1,239	1 / 1	
M4792.038-W31-01-26	1,500	1,250	2,520	4,997	1,059	1	1,667	1 / 1	LDM . 1704 .. R SDM . 120408

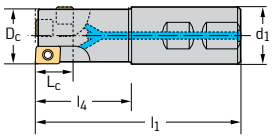

DIN 1835 B

Bodies and assembly parts are included in the scope of delivery

D 2

WALTER SELECT Stability of machine, workpiece and clamping arrangement → Very good = ☺ → Good = 😐 → Moderate = ☹

www.isotool.se
Tel. 044 - 24 55 70

Assembly parts

	Type	LDM . 14T308R	LDM . 1704 .. R
	Clamping screw for indexable insert Tightening torque	FS2266 (T10IP) 1,475 lbs	FS1453 (T15IP) 2,581 lbs

Accessories

	Type	LDM . 14T308R	LDM . 1704 .. R
	Torque screwdriver, analogue	FS2004	
	Torque screwdriver, digital	FS2248	
	Interchangeable blade	FS2268 (T10IP)	FS2014 (T15IP)
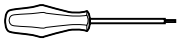	Screwdriver	FS2267 (T10IP)	FS1485 (T15IP)

Indexable inserts

	Designation	Tolerance class	Number of cutting edges	r inch	b inch	P HC WKP25S	P HC WKP35G	P HC WKP35S	P HC WPP35G	P HC WSP45G	M HC WSM35G	M HC WSP45G	K HC WAK15	K HC WKK25G	K HC WKP25S	K HC WKP35G	K HC WKP35S	K HC WPP35G	S HC WSM35G	S HC WSP45G
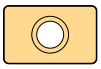	LDMT14T308R-D51	M	2	0,031	0,047	☺	😐	😐	😐	☹		☹			😐	☹	☹	☹		☹
	LDMT14T308R-D57	M	2	0,031	0,047	☺	😐	😐	😐	☹	😐	☹		😐	😐	☹	☹	☹	😐	☹
	LDMT14T308R-F57	M	2	0,031	0,047	☺	😐	😐	😐	☹	😐	☹			😐	☹	☹	☹	😐	☹
	LDMW14T308R-A57	M	2	0,031	0,047		☹									☹				
	LDMT170408R-D51	M	2	0,031	0,063		😐	😐	😐	☹		☹				☹	☹	☹		☹
	LDMT170408R-D57	M	2	0,031	0,063	☺	😐	😐	😐	☹		☹		😐	😐	☹	☹	☹		☹
	LDMT170408R-F57	M	2	0,031	0,063	☺	😐	😐	😐	☹	😐	☹			😐	☹	☹	☹	😐	☹
	LDMW170408R-A57	M	2	0,031	0,063		☹									☹				
	SDMT09T308-D51	M	4	0,031		☺	😐	😐	😐	☹		☹			😐	☹	☹	☹		☹
	SDMT09T308-D57	M	4	0,031		☺	😐	😐	😐	☹	😐	☹		😐	😐	☹	☹	☹	😐	☹
	SDMT09T304-F57	M	4	0,016			😐	😐		☹		☹				☹	☹			☹
	SDMT09T308-F57	M	4	0,031		☺	😐	😐	😐	☹	😐	☹	☺		😐	☹	☹	☹	😐	☹
	SDMW09T308-A57	M	4	0,031		😐	☹	☹							😐	☹	☹			
	SDMT120408-D51	M	4	0,031		☺	😐	😐	😐	☹		☹			😐	☹	☹	☹		☹
	SDMT120408-D57	M	4	0,031		☺	😐	😐	😐	☹		☹		😐	😐	☹	☹	☹		☹
	SDMT120408-F57	M	4	0,031		☺	😐	😐	😐	☹	😐	☹	☺		😐	☹	☹	☹	😐	☹
	SDMW120408-A57	M	4	0,031		😐	☹	☹							😐	☹	☹			

HC = beschichtetes Hartmetall

D2

WALTER SELECT Stability of machine, workpiece and clamping arrangement → Very good = ☺ → Good = 😐 → Moderate = ☹

☺ 😐 ☹ / ★ = New addition to the product range

www.isotool.se
Tel. 044 - 24 55 70

Helical milling cutters
M4256 / M4257 / M4258 mm



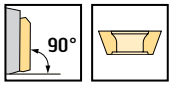

– Half effective design
– 2 or 4 cutting edges per indexable insert

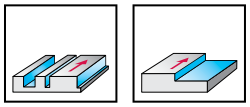

	P	M	K	N	S	H	O
M4256	●●	●●	●●		●●		
M4257	●●	●●	●●		●●		
M4258	●●	●●	●●		●●		

Tool

Designation	D_c mm	d_1 mm	l_4 mm	l_1 mm	L_c mm	Z	kg	No. of inserts	Type
M4256-025-T22-02-27	25	22	40		27	2	0,11	2 / 10	LDM . 08T204R SDM . 06T204
M4256-032-T28-02-37	32	28	50		37	2	0,21	2 / 14	
M4257-040-T36-02-54	40	36	69		54	2	0,43	2 / 14	LDM . 14T308R SDM . 09T308
M4256-020-W20-01-27	20	20	35	86	27	1	0,18	1 / 5	LDM . 08T204R SDM . 06T204
M4256-025-W25-02-27	25	25	40	97	27	2	0,31	2 / 10	
M4256-032-W32-02-37	32	32	50	111	37	2	0,57	2 / 14	
M4257-040-W40-02-54	40	40	69	140	54	2	1,06	2 / 14	LDM . 14T308R SDM . 09T308

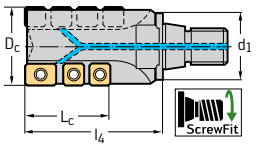

ScrewFit

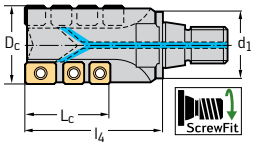

ScrewFit

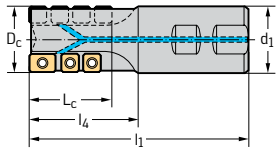

DIN 1835 B

For tools with a locating bore, use longer tightening screws in accordance with ISO 4762 – see „Assembly parts and accessories/Miscellaneous“ | Bodies and assembly parts are included in the scope of delivery

D2

WALTER SELECT Stability of machine, workpiece and clamping arrangement → Very good = ☺ → Good = 😐 → Moderate = ☹

Assembly parts

	Type	LDM . 08T204R	LDM . 14T308R	LDM . 1704 .. R
	Clamping screw for arbour-mounted tools		M10X045 ISO4762 12.9 (SW 8)	M16X090 ISO4762 12.9 (SW 14)
	Clamping screw for indexable insert Tightening torque	FS2084 (T7IP) 0,9 Nm	FS2266 (T10IP) 2 Nm	FS1453 (T15IP) 3,5 Nm

Accessories

	Type	LDM . 08T204R	LDM . 14T308R	LDM . 1704 .. R
	Torque screwdriver, analogue	FS2001	FS2003	
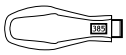	Torque screwdriver, digital		FS2248	
	Interchangeable blade	FS2011 (T7IP)	FS2268 (T10IP)	FS2014 (T15IP)
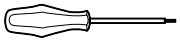	Screwdriver	FS2088 (T7IP)	FS2267 (T10IP)	FS1485 (T15IP)

Indexable inserts

	Designation	Tolerance class	Number of cutting edges	r mm	b mm	P HC WKP25S	P HC WKP35G	P HC WKP35S	P HC WPP35G	P HC WSP45G	M HC WSM35G	M HC WSP45G	K HC WAK15	K HC WKK25G	K HC WKP25S	K HC WKP35G	K HC WKP35S	K HC WPP35G	S HC WSM35G	S HC WSP45G
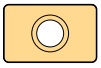	LDMT08T204R-D51	M	2	0,4	0,8	☺	😐	😐		☹		☹			😐	☹	☹			☹
	LDMT08T204R-D57	M	2	0,4	0,8	☺	😐	😐		☹		☹			😐	☹	☹			☹
	LDMT08T204R-F57	M	2	0,4	0,8	☺	😐	😐		☹		☹			😐	☹	☹			☹
	LDMW08T204R-A57	M	2	0,4	0,8	😐	☹								😐	☹				
	LDMT14T308R-D51	M	2	0,8	1,2	☺	😐	😐	😐	☹		☹			😐	☹	☹	☹		☹
	LDMT14T308R-D57	M	2	0,8	1,2	☺	😐	😐	😐	☹	😐	☹		😐	😐	☹	☹	☹	😐	☹
	LDMT14T308R-F57	M	2	0,8	1,2	☺	😐	😐	😐	☹	😐	☹			😐	☹	☹	☹	😐	☹
	LDMW14T308R-A57	M	2	0,8	1,2		☹									☹				
	LDMT170408R-D51	M	2	0,8	1,6		😐	😐	😐	☹		☹				☹	☹	☹		☹
	LDMT170412R-D51	M	2	1,2	1,6		😐			☹		☹				☹				☹
	LDMT170408R-D57	M	2	0,8	1,6	☺	😐	😐	😐	☹		☹		😐	😐	☹	☹	☹		☹
	LDMT170408R-F57	M	2	0,8	1,6	☺	😐	😐	😐	☹	😐	☹			😐	☹	☹	☹	😐	☹
	LDMW170408R-A57	M	2	0,8	1,6		☹									☹				
	SDMT06T204-D51	M	4	0,4		☺	😐	😐		☹		☹			😐	☹	☹			☹
	SDMT06T204-D57	M	4	0,4		☺	😐	😐		☹		☹			😐	☹	☹			☹
	SDMT06T204-F57	M	4	0,4		☺	😐	😐		☹		☹	☺		😐	☹	☹			☹
	SDMW06T204-A57	M	4	0,4		😐	☹	☹							😐	☹	☹			
	SDMT09T308-D51	M	4	0,8		☺	😐	😐	😐	☹		☹			😐	☹	☹	☹		☹
	SDMT09T308-D57	M	4	0,8		☺	😐	😐	😐	☹	😐	☹		😐	😐	☹	☹	☹	😐	☹
	SDMT09T308-F57	M	4	0,8		☺	😐	😐	😐	☹	😐	☹	☺		😐	☹	☹	☹	😐	☹
	SDMW09T308-A57	M	4	0,8		😐	☹	☹							😐	☹	☹			
	SDMT120408-D51	M	4	0,8		☺	😐	😐	😐	☹		☹			😐	☹	☹	☹		☹
	SDMT120408-D57	M	4	0,8		☺	😐	😐	😐	☹		☹		😐	😐	☹	☹	☹		☹
	SDMT120408-F57	M	4	0,8		☺	😐	😐	😐	☹	😐	☹	☺		😐	☹	☹	☹	😐	☹
	SDMW120408-A57	M	4	0,8		😐	☹	☹							😐	☹	☹			

HC = beschichtetes Hartmetall

D2

WALTER SELECT Stability of machine, workpiece and clamping arrangement → Very good = ☺ → Good = 😐 → Moderate = ☹

☺ 😐 ☹ / ★ = New addition to the product range

www.isotool.se
Tel. 044 - 24 55 70

Helical milling cutters
M4256 / M4257 / M4258 mm



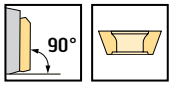

– Half effective design
– 2 or 4 cutting edges per indexable insert

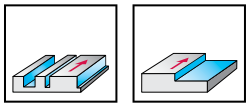

	P	M	K	N	S	H	O
M4256	●●	●●	●●		●●		
M4257	●●	●●	●●		●●		
M4258	●●	●●	●●		●●		

Tool

Designation	D_c mm	d_1 mm	l_4 mm	l_1 mm	L_c mm	Z	kg	No. of inserts	Type
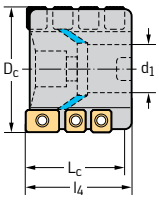 Shell mill mount DIN 138 transverse keyway									
M4257-050-B22-02-47	50	22	56		47	2	0,37	2 / 12	LDM . 14T308R SDM . 09T308
M4257-063-B27-03-54	63	27	69		54	3	0,89	3 / 21	
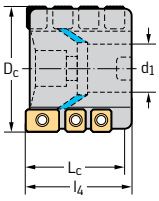 Shell mill mount DIN 138 transverse keyway									
M4258-080-B32-03-67	80	32	80		67	3	1	3 / 18	LDM . 1704 .. R SDM . 120408
M4258-100-B40-04-77	100	40	80		77	4	2,39	4 / 28	

For tools with a locating bore, use longer tightening screws in accordance with ISO 4762 – see „Assembly parts and accessories/Miscellaneous“ | Bodies and assembly parts are included in the scope of delivery

D 2

WALTER SELECT Stability of machine, workpiece and clamping arrangement → Very good = ☺ → Good = 😐 → Moderate = ☹

New addition to the product range = ☺ 😐 ☹ / ★

www.isotool.se
Tel. 044 - 24 55 70

Assembly parts

	Type	LDM . 08T204R	LDM . 14T308R	LDM . 1704 .. R
	Clamping screw for arbour-mounted tools		M10X045 ISO4762 12.9 (SW 8)	M16X090 ISO4762 12.9 (SW 14)
	Clamping screw for indexable insert Tightening torque	FS2084 (T7IP) 0,9 Nm	FS2266 (T10IP) 2 Nm	FS1453 (T15IP) 3,5 Nm

Accessories

	Type	LDM . 08T204R	LDM . 14T308R	LDM . 1704 .. R
	Torque screwdriver, analogue	FS2001	FS2003	
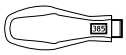	Torque screwdriver, digital		FS2248	
	Interchangeable blade	FS2011 (T7IP)	FS2268 (T10IP)	FS2014 (T15IP)
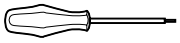	Screwdriver	FS2088 (T7IP)	FS2267 (T10IP)	FS1485 (T15IP)

Indexable inserts

	Designation	Tolerance class	Number of cutting edges	r mm	b mm	P HC WKP25S	P HC WKP35G	P HC WKP35S	P HC WPP35G	P HC WSP45G	M HC WSM35G	M HC WSP45G	K HC WAK15	K HC WKK25G	K HC WKP25S	K HC WKP35G	K HC WKP35S	K HC WPP35G	S HC WSM35G	S HC WSP45G
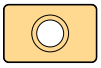	LDMT08T204R-D51	M	2	0,4	0,8	☺	😐	😐		☹		☹			😐	☹	☹			☹
	LDMT08T204R-D57	M	2	0,4	0,8	☺	😐	😐		☹		☹			😐	☹	☹			☹
	LDMT08T204R-F57	M	2	0,4	0,8	☺	😐	😐		☹		☹			😐	☹	☹			☹
	LDMW08T204R-A57	M	2	0,4	0,8	😐	☹								😐	☹				
	LDMT14T308R-D51	M	2	0,8	1,2	☺	😐	😐	😐	☹		☹			😐	☹	☹	☹		☹
	LDMT14T308R-D57	M	2	0,8	1,2	☺	😐	😐	😐	☹	😐	☹		😐	😐	☹	☹	☹	😐	☹
	LDMT14T308R-F57	M	2	0,8	1,2	☺	😐	😐	😐	☹	😐	☹			😐	☹	☹	☹	😐	☹
	LDMW14T308R-A57	M	2	0,8	1,2		☹									☹				
	LDMT170408R-D51	M	2	0,8	1,6		😐	😐	😐	☹		☹				☹	☹	☹		☹
	LDMT170412R-D51	M	2	1,2	1,6		😐			☹		☹				☹				☹
	LDMT170408R-D57	M	2	0,8	1,6	☺	😐	😐	😐	☹		☹		😐	😐	☹	☹	☹		☹
	LDMT170408R-F57	M	2	0,8	1,6	☺	😐	😐	😐	☹	😐	☹			😐	☹	☹	☹	😐	☹
	LDMW170408R-A57	M	2	0,8	1,6		☹									☹				
	SDMT06T204-D51	M	4	0,4		☺	😐	😐		☹		☹			😐	☹	☹			☹
	SDMT06T204-D57	M	4	0,4		☺	😐	😐		☹		☹			😐	☹	☹			☹
	SDMT06T204-F57	M	4	0,4		☺	😐	😐		☹		☹	☺		😐	☹	☹			☹
	SDMW06T204-A57	M	4	0,4		😐	☹	☹							😐	☹	☹			
	SDMT09T308-D51	M	4	0,8		☺	😐	😐	😐	☹		☹			😐	☹	☹	☹		☹
	SDMT09T308-D57	M	4	0,8		☺	😐	😐	😐	☹	😐	☹		😐	😐	☹	☹	☹	😐	☹
	SDMT09T308-F57	M	4	0,8		☺	😐	😐	😐	☹	😐	☹	☺		😐	☹	☹	☹	😐	☹
	SDMW09T308-A57	M	4	0,8		😐	☹	☹							😐	☹	☹			
	SDMT120408-D51	M	4	0,8		☺	😐	😐	😐	☹		☹			😐	☹	☹	☹		☹
	SDMT120408-D57	M	4	0,8		☺	😐	😐	😐	☹		☹		😐	😐	☹	☹	☹		☹
	SDMT120408-F57	M	4	0,8		☺	😐	😐	😐	☹	😐	☹	☺		😐	☹	☹	☹	😐	☹
	SDMW120408-A57	M	4	0,8		😐	☹	☹							😐	☹	☹			

HC = beschichtetes Hartmetall

D2

WALTER SELECT Stability of machine, workpiece and clamping arrangement → Very good = ☺ → Good = 😐 → Moderate = ☹

☺ 😐 ☹ / ★ = New addition to the product range

www.isotool.se
Tel. 044 - 24 55 70

Helical milling cutters

M4258 mm

LDM . 1704 .. R



– 2 or 4 cutting edges per indexable insert
– Half effective design with corner front piece

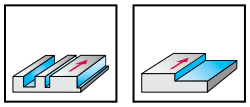

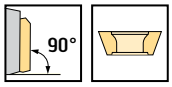

	P	M	K	N	S	H	O
M4258	●●	●●	●●		●●		

Tool

Designation	D_c mm	d_1 mm	l_4 mm	l_{16} mm	L_c mm	Z	kg	No. of inserts	Type
M4258-050-C6-02-75-M	50	63	110	88	77	2	1,3	2 / 14	LDM . 1704 .. R SDM . 120408
M4258-063-C8-02-96-M	63	80	150	115	98	2	3,41	2 / 18	

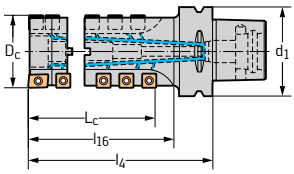

Walter Capto™ in acc. with ISO 26623

M4258-080-C8-03-116-M	80	80	150	150	118	3	3,9	3 / 33	LDM . 1704 .. R SDM . 120408

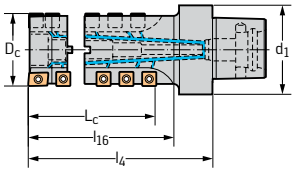

Walter Capto™ in acc. with ISO 26623

Body with 80 mm diameter: Adaptor without gripper groove | Bodies and assembly parts are included in the scope of delivery

D2

WALTER SELECT Stability of machine, workpiece and clamping arrangement → Very good = ☺ → Good = 😐 → Moderate = ☹

New addition to the product range = ☺ 😐 ☹ / ★

www.isotool.se
Tel. 044 - 24 55 70

Assembly parts

	D_c [mm]	50	63	80
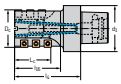	Basic body	M4258-050-C6-02-50-B	M4258-063-C8-02-60-B	M4258-080-C8-03-80-B
	Porcupine milling cutter front piece	M4258-050-P20-02-25-F	M4258-063-P30-02-36-F	M4258-080-P40-03-36-F
	Clamping screw for indexable insert Tightening torque	FS1453 (T15IP) 3,5 Nm	FS1453 (T15IP) 3,5 Nm	FS1453 (T15IP) 3,5 Nm
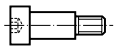	Clamping screw for front piece Tightening torque	FS370 (SW 10) 40 Nm	FS373 (SW 12) 120 Nm	FS373 (SW 12) 120 Nm

Accessories

	D_c [mm]	50–80
	Torque screwdriver, analogue	FS2003
	Torque screwdriver, digital	FS2248
	Interchangeable blade	FS2014 (T15IP)
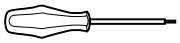	Screwdriver	FS1485 (T15IP)

Indexable inserts

	Designation	Tolerance class	Number of cutting edges	r mm	b mm	P HC WKP25S	P HC WKP35G	P HC WKP35S	P HC WPP35G	P HC WSP45G	M HC WSM35G	M HC WSP45G	K HC WAK15	K HC WKK25G	K HC WKP25S	K HC WKP35G	K HC WKP35S	K HC WPP35G	S HC WSM35G	S HC WSP45G
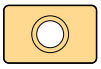	LDMT170408R-D51	M	2	0,8	1,6		☺	☺	☺	☹		☹				☹	☹	☹		☹
	LDMT170412R-D51	M	2	1,2	1,6		☺			☹		☹				☹				☹
	LDMT170408R-D57	M	2	0,8	1,6	☺	☺	☺	☺	☹		☹		☺	☺	☹	☹	☹		☹
	LDMT170408R-F57	M	2	0,8	1,6	☺	☺	☺	☺	☹	☺	☹			☺	☹	☹	☹	☺	☹
	LDMW170408R-A57	M	2	0,8	1,6		☹									☹				
	SDMT120408-D51	M	4	0,8		☺	☺	☺	☺	☹		☹			☺	☹	☹	☹		☹
	SDMT120408-D57	M	4	0,8		☺	☺	☺	☺	☹		☹		☺	☺	☹	☹	☹		☹
	SDMT120408-F57	M	4	0,8		☺	☺	☺	☺	☹	☺	☹	☺		☺	☹	☹	☹	☺	☹
	SDMW120408-A57	M	4	0,8		☺	☹	☹							☺	☹	☹			

HC = beschichtetes Hartmetall

D2

WALTER SELECT Stability of machine, workpiece and clamping arrangement → Very good = ☺ → Good = ☺ → Moderate = ☹

☺ ☺ ☹ / ★ = New addition to the product range

www.isotool.se
Tel. 044 - 24 55 70

Helical milling cutter basic body

M4258 mm

SDM . 120408



– 2 or 4 cutting edges per indexable insert
– Basic body for porcupine milling cutters

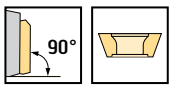

	P	M	K	N	S	H	O
M4258	●●	●●	●●		●●		

Tool

	Designation	D_c mm	d_1 mm	l_4 mm	l_{16} mm	L_c mm	Z	kg	No. of inserts	Type
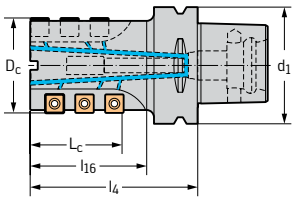 Walter Capto™ in acc. with ISO 26623	M4258-050-C6-02-50-B	50	63	85	62	52	2	1,16	10	SDM . 120408
	M4258-063-C8-02-60-B	63	80	115	80	63	2	2,81	12	
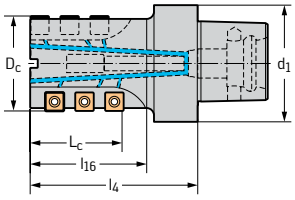 Walter Capto™ in acc. with ISO 26623	M4258-080-C8-03-80-B	80	80	115	115	83	3	3,43	24	SDM . 120408

Body with 80 mm diameter: Adaptor without gripper groove | Bodies and assembly parts are included in the scope of delivery

D2

WALTER SELECT Stability of machine, workpiece and clamping arrangement → Very good = ☺ → Good = 😐 → Moderate = ☹

New addition to the product range = ☺ 😐 ☹ / ★

www.isotool.se
Tel. 044 - 24 55 70

Assembly parts

	Type	SDM . 120408
	Clamping screw for indexable insert Tightening torque	FS1453 (T15IP) 3,5 Nm

Accessories

	Type	SDM . 120408
	Torque screwdriver, analogue	FS2003
	Torque screwdriver, digital	FS2248
	Interchangeable blade	FS2014 (T15IP)
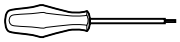	Screwdriver	FS1485 (T15IP)

Indexable inserts

	Designation	Tolerance class	Number of cutting edges	r mm	P HC WKP25S	P HC WKP35G	P HC WKP35S	P HC WPP35G	P HC WSP45G	M HC WSM35G	M HC WSM45X	M HC WSP45G	K HC WAK15	K HC WKK25G	K HC WKP25S	K HC WKP35G	K HC WKP35S	K HC WPP35G	S HC WSM35G	S HC WSM45X	S HC WSP45G
	SDMT120408-D51	M	4	0,8	☺	😐	😐	😐	☹			☹			😐	☹	☹	☹			☹
	SDMT120408-D57	M	4	0,8	☺	😐	😐	😐	☹	😐		☹		😐	😐	☹	☹	☹	😐		☹
	SDMT120408-F57	M	4	0,8	☺	😐	😐	😐	☹	😐	☹	☹	☺		😐	☹	☹	☹	😐	☹	☹
	SDMW120408-A57	M	4	0,8	😐	☹	☹	☹							☹	☹	☹	☹			

HC = beschichtetes Hartmetall

D2

WALTER SELECT Stability of machine, workpiece and clamping arrangement → Very good = ☺ → Good = 😐 → Moderate = ☹

☺ 😐 ☹ / ★ = New addition to the product range

www.isotool.se
Tel. 044 - 24 55 70

Helical milling cutter front piece

M4258 mm

LDM . 1704 .. R



– 2 or 4 cutting edges per indexable insert
– Half effective design with corner front piece

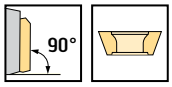

	P	M	K	N	S	H	O
M4258	●●	●●	●●		●●		

Tool

Designation	D_c mm	d_1 mm	l_4 mm	L_c mm	Z	kg	No. of inserts	Type
M4258-050-P20-02-25-F	50		25,1	25	2	0,14	2 / 4	LDM . 1704 .. R SDM . 120408
M4258-063-P30-02-36-F	63		35,1	35	2	0,4	2 / 6	
M4258-080-P40-03-36-F	80		35,1	35	3	0,62	3 / 9	

Bodies and assembly parts are included in the scope of delivery

D 2

WALTER SELECT Stability of machine, workpiece and clamping arrangement → Very good = ☺ → Good = 😐 → Moderate = ☹

Assembly parts

	D_c [mm]	50–80
	Clamping screw for indexable insert Tightening torque	FS1453 (T15IP) 3,5 Nm

Accessories

	D_c [mm]	50–80
	Torque screwdriver, analogue	FS2003
	Torque screwdriver, digital	FS2248
	Interchangeable blade	FS2014 (T15IP)
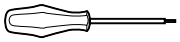	Screwdriver	FS1485 (T15IP)

Indexable inserts

	Designation	Tolerance class	Number of cutting edges	r mm	b mm	P HC WKP25S	P HC WKP35G	P HC WKP35S	P HC WPP35G	P HC WSP45G	M HC WSM35G	M HC WSP45G	K HC WAK15	K HC WKK25G	K HC WKP25S	K HC WKP35G	K HC WKP35S	K HC WPP35G	S HC WSM35G	S HC WSP45G
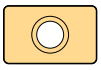	LDMT170408R-D51	M	2	0,8	1,6		☻	☻	☻	☹		☹				☹	☹	☹		☹
	LDMT170412R-D51	M	2	1,2	1,6		☻			☹		☹				☹				☹
	LDMT170408R-D57	M	2	0,8	1,6	☺	☻	☻	☻	☹		☹		☻	☻	☹	☹	☹		☹
	LDMT170408R-F57	M	2	0,8	1,6	☺	☻	☻	☻	☹	☻	☹			☻	☹	☹	☹	☻	☹
	LDMW170408R-A57	M	2	0,8	1,6		☹									☹				
	SDMT120408-D51	M	4	0,8		☺	☻	☻	☻	☹		☹			☻	☹	☹	☹		☹
	SDMT120408-D57	M	4	0,8		☺	☻	☻	☻	☹		☹		☻	☻	☹	☹	☹		☹
	SDMT120408-F57	M	4	0,8		☺	☻	☻	☻	☹	☻	☹	☺		☻	☹	☹	☹	☻	☹
	SDMW120408-A57	M	4	0,8		☻	☹	☹							☻	☹	☹			

HC = beschichtetes Hartmetall

D2

WALTER SELECT Stability of machine, workpiece and clamping arrangement → Very good = ☺ → Good = ☻ → Moderate = ☹

☺ ☻ ☹ / ★ = New addition to the product range

www.isotool.se
Tel. 044 - 24 55 70

Helical milling cutters

M3255 mm

XNHX1306 .. R

Walter BLAXX



– Full effective design
– 2 or 4 cutting edges per indexable insert, tangential arrangement

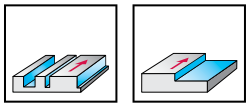

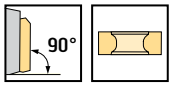

	P	M	K	N	S	H	O
M3255		●●			●●		

Tool

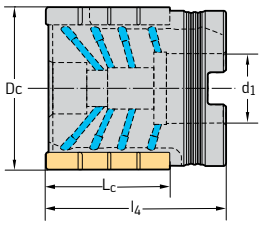

Shell mill mount DIN 138 transverse keyway

Designation	D_c mm	d_1 mm	l_4 mm	L_c mm	Z	kg	No. of inserts	Type
M3255-050-B22-04-46	50	22	65	46	4	0,54	4 / 12	XNHX1306 .. R LNHX120604R
M3255-050-B22-05-46	50	22	65	46	5	0,53	5 / 15	
M3255-063-B27-05-46	63	27	70	46	5	0,99	5 / 15	
M3255-080-B32-05-58	80	32	85	58	5	2,15	5 / 20	

The FS2250 coolant nozzle must be secured to prevent it from coming loose. | Bodies and assembly parts are included in the scope of delivery

D2

WALTER SELECT Stability of machine, workpiece and clamping arrangement → Very good = ☺ → Good = 😐 → Moderate = ☹

www.isotool.se
Tel. 044 - 24 55 70

Assembly parts

	D_c [mm]	50	63	80
	Clamping screw for indexable insert Tightening torque	FS2299 (T15IP) 4 Nm	FS2299 (T15IP) 4 Nm	FS2299 (T15IP) 4 Nm
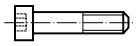	Clamping screw for arbour-mounted tools	M10X045 ISO4762 12.9 (SW 8)	M12X050 ISO4762 12.9 (SW 10)	M16X060 ISO4762 12.9 (SW 14)
	Coolant nozzle	FS2250 (SW 1,6)	FS2250 (SW 1,6)	FS2250 (SW 1,6)

Accessories

	D_c [mm]	50–80
	Torque screwdriver, analogue	FS2003
	Torque screwdriver, digital	FS2248
	Interchangeable blade	FS2014 (T15IP)
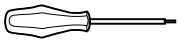	Screwdriver	FS1485 (T15IP)

Indexable inserts

	Designation	Tolerance class	Number of cutting edges	r mm	b mm	P HC WSP45G	M HC WSM45X	M HC WSP45G	S HC WSM45X	S HC WSP45G
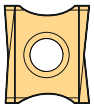	LNHX120604R-L65T	H	4	0,4		☹	☹	☹	☹	☹
	LNHX120604R-L65W	H	4	0,4	1,5		☹		☹	
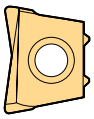	XNHX130608R-L65T	H	2	0,8	2	☹	☹	☹	☹	☹
	XNHX130612R-L65T	H	2	1,2	2	☹	☹	☹	☹	☹
	XNHX130616R-L65T	H	2	1,6	2	☹	☹	☹	☹	☹
	XNHX130620R-L65T	H	2	2	2		☹		☹	
	XNHX130624R-L65T	H	2	2,4	2		☹		☹	
	XNHX130630R-L65T	H	2	3	1,4		☹		☹	
	XNHX130632R-L65T	H	2	3,2	1,3	☹	☹	☹	☹	☹
	XNHX130640R-L65T	H	2	4	0,5	☹	☹	☹	☹	☹
	XNHX130608R-L65W	H	2	0,8	2		☹		☹	
	XNHX130640R-L65W	H	2	4	0,5		☹		☹	

XNHX1306 . . indexable inserts can only be used as front inserts.

HC = Coated carbide

D2

WALTER SELECT Stability of machine, workpiece and clamping arrangement → Very good = ☺ → Good = 😐 → Moderate = ☹

☺ 😐 ☹ / ★ = New addition to the product range

www.isotool.se
Tel. 044 - 24 55 70

Helical milling cutters

M3255 inch

XNHX1306 .. R

Walter BLAXX



– Full effective design
– 2 or 4 cutting edges per indexable insert, tangential arrangement

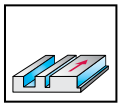

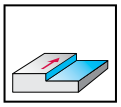





	P	M	K	N	S	H	O
M3255		●●			●●		

Tool

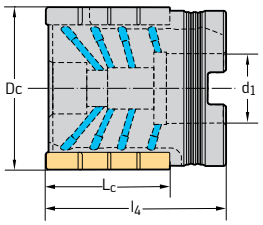

Shell mill mount DIN 138 transverse keyway

Designation	D_c inch	d_1 inch	l_4 inch	L_c inch	Z	lbs	No. of inserts	Type
M3255.051-B19-04-46	2,000	0,750	2,559	1,811	4	1,391	4 / 12	XNHX1306 .. R LNHX120604R
M3255.051-B19-05-46	2,000	0,750	2,559	1,811	5	1,113	5 / 15	
M3255.051-B26-04-57	2,000	1,000	3,375	2,244	4	1,828	4 / 16	
M3255.051-B26-05-57	2,000	1,000	3,375	2,244	5	1,836	5 / 20	
M3255.064-B26-06-46	2,500	1,000	2,756	1,811	6	2,288	6 / 18	
M3255.076-B31-05-80	3,000	1,250	4,250	3,150	5	5,348	5 / 30	
M3255.076-B31-06-58	3,000	1,250	3,346	2,283	6	4,262	6 / 24	
M3255.076-B31-06-80	3,000	1,250	4,250	3,150	6	5,165	6 / 36	

The FS2250 coolant nozzle must be secured to prevent it from coming loose. | Bodies and assembly parts are included in the scope of delivery

D2

WALTER SELECT Stability of machine, workpiece and clamping arrangement → Very good = ☺ → Good = 😐 → Moderate = ☹

www.isotool.se
Tel. 044 - 24 55 70

Assembly parts

	D_c [inch]	2	2,5	3
	Clamping screw for indexable insert Tightening torque	FS2299 (T15IP) 2,95 lbs	FS2299 (T15IP) 2,95 lbs	FS2299 (T15IP) 2,95 lbs
	Coolant nozzle	FS2250 (SW 1,6)	FS2250 (SW 1,6)	FS2250 (SW 1,6)
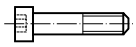	Clamping screw for arbour-mounted tools	FS1528	FS1614	FS2674

Accessories

	D_c [inch]	2–3
	Torque screwdriver, analogue	FS2004
	Torque screwdriver, digital	FS2248
	Interchangeable blade	FS2014 (T15IP)
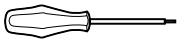	Screwdriver	FS1485 (T15IP)

Indexable inserts

	Designation	Tolerance class	Number of cutting edges	r inch	b inch	P HC WSP45G	M HC WSM45X	M HC WSP45G	S HC WSM45X	S HC WSP45G
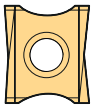	LNHX120604R-L65T	H	4	0,016		☹	☹	☹	☹	☹
	LNHX120604R-L65W	H	4	0,016	0,059		☹		☹	
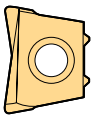	XNHX130608R-L65T	H	2	0,031	0,079	☹	☹	☹	☹	☹
	XNHX130612R-L65T	H	2	0,047	0,079	☹	☹	☹	☹	☹
	XNHX130616R-L65T	H	2	0,063	0,079	☹	☹	☹	☹	☹
	XNHX130620R-L65T	H	2	0,079	0,079		☹		☹	
	XNHX130624R-L65T	H	2	0,094	0,079		☹		☹	
	XNHX130630R-L65T	H	2	0,118	0,055		☹		☹	
	XNHX130632R-L65T	H	2	0,126	0,051	☹	☹	☹	☹	☹
	XNHX130640R-L65T	H	2	0,157	0,020	☹	☹	☹	☹	☹
	XNHX130608R-L65W	H	2	0,031	0,079		☹		☹	
	XNHX130640R-L65W	H	2	0,157	0,020		☹		☹	

XNHX1306 . . indexable inserts can only be used as front inserts.

HC = Coated carbide

D2

WALTER SELECT Stability of machine, workpiece and clamping arrangement → Very good = ☺ → Good = 😐 → Moderate = ☹

☺ 😐 ☹ / ★ = New addition to the product range

www.isotool.se
Tel. 044 - 24 55 70

Slotting cutters for slot milling

F2252 mm

BC .. 0903 .. R





– Cross-toothed, cuts on three sides
– 2 cutting edges per indexable insert

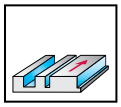

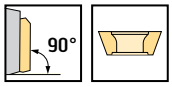

	P	M	K	N	S	H	O
F2252	●●	●●	●●	●●	●●		●

Tool

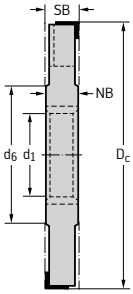

Shell mill mount DIN 138 longitudinal keyway

Designation	D_c mm	d_1 mm	d_6 mm	SB_{min} mm	SB_{max} mm	NB mm	$a_{e\,max}$ mm	Z	No. of inserts	Type
F2252.B.100.Z04.12.S766	100	32	50	12	14	12	24	4	4 / 4	BC .. 0903 .. R BC .. 0903 .. L
F2252.B.100.Z04.14.S766	100	32	50	14	16	14	24	4	4 / 4	
F2252.B.125.Z05.12.S766	125	40	65	12	14	12	24	5	5 / 5	
F2252.B.125.Z05.14.S766	125	40	65	14	16	14	24	5	5 / 5	
F2252.B.160.Z06.12.S766	160	40	65	12	14	12	46	6	6 / 6	
F2252.B.160.Z06.14.S766	160	40	65	14	16	14	46	6	6 / 6	

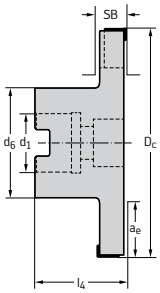

Shell mill mount DIN 138 transverse keyway

Designation	D_c mm	d_1 mm	d_6 mm	SB_{min} mm	SB_{max} mm	NB mm	$a_{e\,max}$ mm	Z	No. of inserts	Type
F2252.BN.100.Z04.12.S766	100	27	48	12	14		24	4	4 / 4	BC .. 0903 .. R BC .. 0903 .. L
F2252.BN.100.Z04.14.S766	100	27	48	14	16		24	4	4 / 4	
F2252.BN.125.Z05.12.S766	125	32	60	12	14		30	5	5 / 5	
F2252.BN.125.Z05.14.S766	125	32	60	14	16		30	5	5 / 5	
F2252.BN.160.Z06.12.S766	160	40	75	12	14		40	6	6 / 6	
F2252.BN.160.Z06.14.S766	160	40	75	14	16		40	6	6 / 6	

The profile in the base of the groove will vary depending on cutting edge diameter and insert size. | Adjustable cutting width | Bodies and assembly parts are included in the scope of delivery

D2

WALTER SELECT Stability of machine, workpiece and clamping arrangement → Very good = ☺ → Good = 😐 → Moderate = ☹

www.isotool.se
Tel. 044 - 24 55 70

Assembly parts

		BC .. 0903 .. R
	Cartridge for right tool body	FR766
	Cartridge for left tool body	FL766
	Clamping wedge	FK360
	Clamping sleeve	FS1167
	Eccentric bolt	FS1170 (SW 3)
	Spring washer	FS1220
	Clamping screw for clamping wedge Tightening torque	FS239 (SW 3) 6,5 Nm
	Clamping screw for indexable insert Tightening torque	FS2576 (T8IP) 1,2 Nm

Accessories

	Type	BC .. 0903 .. R
	Clamping screw for finishing insert	FS246 (T8) 1,5 Nm
	Cartridge: Right, P2905-. finish insert	FR695
	Cartridge: Left, P2905-. finish insert	FL695
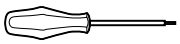	Screwdriver	FS1423
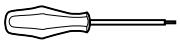	Screwdriver	FS230 (T8)
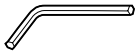	Keys	ISO2936-3 (SW 3)
	Torque screwdriver, analogue	FS2001
	Torque screwdriver, analogue	FS2003
	Torque screwdriver, digital	FS2248
	Torque T-handle	FS2041
	Interchangeable blade	FS2007 (T8) / FS2012 (T8IP) / FS2050 (SW 3)

Indexable inserts

	Designation	Tolerance class	Number of cutting edges	r mm	b mm	P HC WKP35G	P HC WSP45G	M HC WSP45G	K HC WKP35G	N HC WXN15	S HC WSP45G
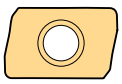	BCGT090304L-K85	G	2	0,4	1,2					☻	
	BCGT090304R-K85	G	2	0,4	1,2					☻	
	BCGT090304R-G55	G	2	0,4	1,2	😐	😵	😵	😐		😵
	BCMT090304L-G55	M	2	0,4	1,2	😐	😵	😵	😐		😵
	BCMT090304R-G55	M	2	0,4	1,2	😐	😵	😵	😐		😵
	BCMT090308L-G55	M	2	0,8	0,8	😐	😵	😵	😐		😵
	BCMT090308R-G55	M	2	0,8	0,8	😐	😵	😵	😐		😵

From Corner radius r = 1.6 mm: Rework cartridges in the corner area
R (body) = r (indexable insert) – 1 mm

HC = Coated carbide

WALTER SELECT Stability of machine, workpiece and clamping arrangement → Very good = ☻ → Good = 😐 → Moderate = 😵

☻ 😐 😵 / ★ = New addition to the product range

www.isotool.se
Tel. 044 - 24 55 70

Slotting cutters for slot milling

F2252 mm

BC .. 1204 .. R





– Cross-toothed, cuts on three sides
– 2 cutting edges per indexable insert

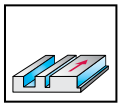

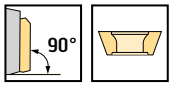

	P	M	K	N	S	H	O
F2252	●●	●●	●●	●●	●●		●

Tool

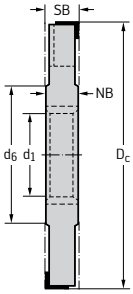

Shell mill mount DIN 138 longitudinal keyway

Designation	D_c mm	d_1 mm	d_6 mm	SB_{min} mm	SB_{max} mm	NB mm	$a_{e\,max}$ mm	Z	No. of inserts	Type
F2252.B.125.Z04.16.S767	125	40	65	16	19	16	28	4	4 / 4	BC .. 1204 .. R BC .. 1204 .. L
F2252.B.125.Z04.19.S767	125	40	65	19	22	19	28	4	4 / 4	
F2252.B.160.Z05.16.S767	160	40	65	16	19	16	46	5	5 / 5	
F2252.B.160.Z05.19.S767	160	40	65	19	22	19	46	5	5 / 5	
F2252.B.200.Z06.16.S767	200	50	75	16	19	16	61	6	6 / 6	
F2252.B.200.Z06.19.S767	200	50	75	19	22	19	61	6	6 / 6	

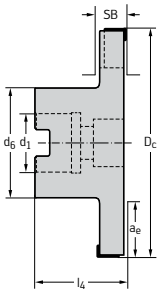

Shell mill mount DIN 138 transverse keyway

Designation	D_c mm	d_1 mm	d_6 mm	SB_{min} mm	SB_{max} mm	NB mm	$a_{e\,max}$ mm	Z	No. of inserts	Type
F2252.BN.125.Z04.16.S767	125	32	60	16	19		30	4	4 / 4	BC .. 1204 .. R BC .. 1204 .. L
F2252.BN.125.Z04.19.S767	125	32	60	19	22		30	4	4 / 4	
F2252.BN.160.Z05.16.S767	160	40	75	16	19		40	5	5 / 5	
F2252.BN.160.Z05.19.S767	160	40	75	19	22		40	5	5 / 5	
F2252.BN.200.Z06.16.S767	200	40	90	16	19		50	6	6 / 6	
F2252.BN.200.Z06.19.S767	200	40	90	19	22		50	6	6 / 6	

The profile in the base of the groove will vary depending on cutting edge diameter and insert size. | Adjustable cutting width | Bodies and assembly parts are included in the scope of delivery

D 2

Assembly parts

Type	BC .. 1204 .. R
Cartridge for right tool body	FR767
Cartridge for left tool body	FL767
Clamping wedge	FK359
Clamping sleeve	FS1168
Eccentric bolt	FS1171 (SW 4)
Spring washer	FS1221

WALTER SELECT Stability of machine, workpiece and clamping arrangement → Very good = ☺ → Good = 😐 → Moderate = ☹

www.isotool.se
Tel. 044 - 24 55 70

Assembly parts

	Type	BC .. 1204 .. R
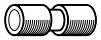	Clamping screw for clamping wedge Tightening torque	FS1162 (SW 4) 9 Nm
	Clamping screw for indexable insert Tightening torque	FS2573 (T9IP) 2 Nm

Accessories

	Type	BC .. 1204 .. R
	Clamping screw for finishing insert	FS260 (T20) 5 Nm
	Cartridge: Right, P2905-. finish insert	FR696
	Cartridge: Left, P2905-. finish insert	FL696
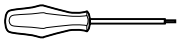	Screwdriver	FS1484 (T9IP) / FS228 (T20)
	Screwdriver	ISO2936-4 (SW 4)
	Keys	FS2003
	Torque screwdriver, analogue	FS2248
	Torque screwdriver, digital	FS2041
	Torque T-handle	FS2051 (SW 4) / FS2013 (T9IP) / FS2044 (T20)

	Designation	Tolerance class	Number of cutting edges	r mm	b mm	P HC WKP35G	P HC WSP45G	M HC WSP45G	K HC WKP35G	N HC WXN15	S HC WSP45G
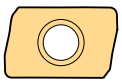	BCHT120404L-K85	H	2	0,4	1,7					☻	
	BCHT120404R-K85	H	2	0,4	1,7					☻	
	BCHT120408L-K85	H	2	0,8	1,3					☻	
	BCHT120408R-K85	H	2	0,8	1,3					☻	
	BCHT120412L-K85	H	2	1,2	1,2					☻	
	BCHT120412R-K85	H	2	1,2	1,2					☻	
	BCHT120416L-K85	H	2	1,6	1,1					☻	
	BCHT120416R-K85	H	2	1,6	1,1					☻	
	BCHT120420L-K85	H	2	2	1,2					☻	
	BCHT120420R-K85	H	2	2	1,2					☻	
	BCHT120430L-K85	H	2	3	0,7					☻	
	BCHT120430R-K85	H	2	3	0,7					☻	
	BCHT120440L-K85	H	2	4	0,4					☻	
	BCHT120440R-K85	H	2	4	0,4					☻	
	BCMT120404L-G55	M	2	0,4	1,3	☻	☻	☻	☻		☻
	BCMT120404R-G55	M	2	0,4	1,3	☻	☻	☻	☻		☻
	BCMT120408L-G55	M	2	0,8	1,3	☻	☻	☻	☻		☻
	BCMT120408R-G55	M	2	0,8	1,3	☻	☻	☻	☻		☻
	BCMT120412L-G55	M	2	1,2	1,2	☻	☻	☻	☻		☻
	BCMT120412R-G55	M	2	1,2	1,2	☻	☻	☻	☻		☻
	BCMT120416L-G55	M	2	1,6	1,1	☻	☻	☻	☻		☻
	BCMT120416R-G55	M	2	1,6	1,1	☻	☻	☻	☻		☻
	BCMT120420L-G55	M	2	2	1,2	☻	☻	☻	☻		☻
	BCMT120420R-G55	M	2	2	1,2	☻	☻	☻	☻		☻
	BCMT120430L-G55	M	2	3	0,7	☻	☻	☻	☻		☻
	BCMT120430R-G55	M	2	3	0,7	☻	☻	☻	☻		☻
	BCMT120440L-G55	M	2	4	0,4	☻	☻	☻	☻		☻
	BCMT120440R-G55	M	2	4	0,4	☻	☻	☻	☻		☻

From Corner radius r = 2.5 mm: Rework cartridges in the corner area
R (body) = r (indexable insert) – 1 mm

HC = Coated carbide

D2

☻ ☻ ☻ / ★ = New addition to the product range

www.isotool.se
Tel. 044 - 24 55 70

Slotting cutters for slot milling

F2252 mm

BC .. 1605 .. R





– Cross-toothed, cuts on three sides
– 2 cutting edges per indexable insert

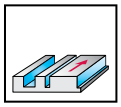

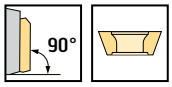

	P	M	K	N	S	H	O
F2252	●●	●●	●●	●●	●●		●

Tool

Designation	D_c mm	d_1 mm	d_6 mm	SB_{min} mm	SB_{max} mm	NB mm	$a_{e\,max}$ mm	Z	No. of inserts	Type
F2252.B.125.Z04.22.S768	125	40	65	22	25	22	28	4	4 / 4	BC .. 1605 .. R BC .. 1605 .. L
F2252.B.160.Z05.22.S768	160	40	65	22	25	22	46	5	5 / 5	
F2252.B.200.Z06.22.S768	200	50	75	22	25	22	61	6	6 / 6	

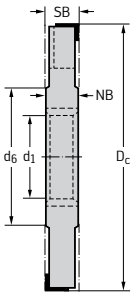

Shell mill mount DIN 138 longitudinal keyway

Designation	D_c mm	d_1 mm	d_6 mm	SB_{min} mm	SB_{max} mm	NB mm	$a_{e\,max}$ mm	Z	No. of inserts	Type
F2252.BN.125.Z04.22.S768	125	32	60	22	25		30	4	4 / 4	BC .. 1605 .. R BC .. 1605 .. L
F2252.BN.160.Z05.22.S768	160	40	75	22	25		40	5	5 / 5	
F2252.BN.200.Z06.22.S768	200	40	90	22	25		50	6	6 / 6	

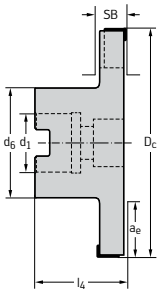

Shell mill mount DIN 138 transverse keyway

The profile in the base of the groove will vary depending on cutting edge diameter and insert size. | Adjustable cutting width | Bodies and assembly parts are included in the scope of delivery

D 2

Assembly parts

Type	BC .. 1605 .. R
Cartridge for right tool body	FR768
Cartridge for left tool body	FL768
Clamping wedge	FK359
Clamping sleeve	FS1168
Eccentric bolt	FS1171 (SW 4)

WALTER SELECT Stability of machine, workpiece and clamping arrangement → Very good = ☺ → Good = 😐 → Moderate = ☹

www.isotool.se
Tel. 044 - 24 55 70

Assembly parts

	Type	BC .. 1605 .. R
	Spring washer	FS1221
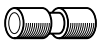	Clamping screw for clamping wedge Tightening torque	FS1162 (SW 4) 9 Nm
	Clamping screw for indexable insert Tightening torque	FS2300 (T15IP) 3,5 Nm

Accessories

	Type	BC .. 1605 .. R
	Clamping screw for finishing insert	FS260 (T20) 5 Nm
	Cartridge: Right, P2905-. finish insert	FR696
	Cartridge: Left, P2905-. finish insert	FL696
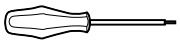	Screwdriver	FS1485 (T15IP) / FS228 (T20)
	Screwdriver	ISO2936-4 (SW 4)
	Keys	FS2003
	Torque screwdriver, analogue	FS2248
	Torque screwdriver, digital	FS2041
	Torque T-handle	FS2051 (SW 4) / FS2014 (T15IP) / FS2044 (T20)

	Designation	Tolerance class	Number of cutting edges	r mm	b mm	P HC WKP35G	P HC WSP45G	M HC WSP45G	K HC WKP35G	N HC WXN15	S HC WSP45G
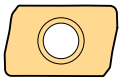	BCHT160508L-K85	H	2	0,8	2					☻	
	BCHT160508R-K85	H	2	0,8	2					☻	
	BCMT160508L-G55	M	2	0,8	2	☻	☻	☻	☻		☻
	BCMT160508R-G55	M	2	0,8	2	☻	☻	☻	☻		☻
	BCMT160512L-G55	M	2	1,2	1,7	☻	☻	☻	☻		☻
	BCMT160512R-G55	M	2	1,2	1,7	☻	☻	☻	☻		☻
	BCMT160516L-G55	M	2	1,6	1,5	☻	☻	☻	☻		☻
	BCMT160516R-G55	M	2	1,6	1,5	☻	☻	☻	☻		☻
	BCMT160520L-G55	M	2	2	1,5	☻	☻	☻	☻		☻
	BCMT160520R-G55	M	2	2	1,5	☻	☻	☻	☻		☻
	BCMT160530L-G55	M	2	3	1,2	☻	☻	☻	☻		☻
	BCMT160530R-G55	M	2	3	1,2	☻	☻	☻	☻		☻
	BCMT160540L-G55	M	2	4	1,1	☻	☻	☻	☻		☻
	BCMT160540R-G55	M	2	4	1,1	☻	☻	☻	☻		☻
	BCMT160550L-G55	M	2	5	0,7	☻	☻	☻	☻		☻
	BCMT160550R-G55	M	2	5	0,7	☻	☻	☻	☻		☻
	BCMT160560L-G55	M	2	6	0,1	☻	☻	☻	☻		☻
	BCMT160560R-G55	M	2	6	0,1	☻	☻	☻	☻		☻

From Corner radius r = 2.5 mm: Rework cartridges in the corner area
R (body) = r (indexable insert) – 1 mm

HC = Coated carbide

D2

Slotting cutters for slot milling

F2252 mm



– Cross-toothed, cuts on three sides
– 2 cutting edges per indexable insert

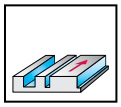

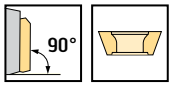

	P	M	K	N	S	H	O
F2252	●●	●●	●●	●●	●●		●

Tool

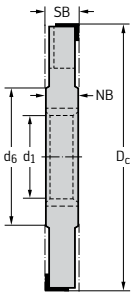

Shell mill mount DIN 138 longitudinal keyway

Designation	D_c mm	d_1 mm	d_6 mm	SB_{min} mm	SB_{max} mm	NB mm	$a_{e\ max}$ mm	Z	No. of inserts	Type
F2252.B.080.Z03.08.S684	80	22	37	8	9	8	20	3	3 / 3	MP . X060304 MP . X060304
F2252.B.080.Z03.09.S684	80	22	37	9	10	9	20	3	3 / 3	
F2252.B.100.Z04.08.S684	100	32	50	8	9	8	24	4	4 / 4	
F2252.B.100.Z04.09.S684	100	32	50	9	10	9	24	4	4 / 4	
F2252.B.100.Z04.10.S685	100	32	50	10	12	10	24	4	4 / 4	MP . X080305 MP . X080305
F2252.B.100.Z04.12.S685	100	32	50	12	14	12	24	4	4 / 4	
F2252.B.100.Z04.14.S685	100	32	50	14	16	14	24	4	4 / 4	
F2252.B.125.Z05.08.S684	125	40	65	8	9	8	28	5	5 / 5	MP . X060304 MP . X060304
F2252.B.125.Z05.09.S684	125	40	65	9	10	9	28	5	5 / 5	
F2252.B.125.Z05.10.S685	125	40	65	10	12	10	28	5	5 / 5	MP . X080305 MP . X080305
F2252.B.125.Z05.12.S685	125	40	65	12	14	12	28	5	5 / 5	
F2252.B.125.Z05.14.S685	125	40	65	14	16	14	28	5	5 / 5	
F2252.B.125.Z04.16.S686	125	40	65	16	19	16	28	4	4 / 4	MP .. 120408 MP .. 120408
F2252.B.125.Z04.19.S686	125	40	65	19	22	19	28	4	4 / 4	
F2252.B.125.Z04.22.S686	125	40	65	22	23,5	22	28	4	4 / 4	
F2252.B.160.Z06.08.S684	160	40	65	8	9	8	46	6	6 / 6	MP . X060304 MP . X060304
F2252.B.160.Z06.09.S684	160	40	65	9	10	9	46	6	6 / 6	
F2252.B.160.Z06.10.S685	160	40	65	10	12	10	46	6	6 / 6	MP . X080305 MP . X080305
F2252.B.160.Z06.12.S685	160	40	65	12	14	12	46	6	6 / 6	
F2252.B.160.Z06.14.S685	160	40	65	14	16	14	46	6	6 / 6	
F2252.B.160.Z05.16.S686	160	40	65	16	19	16	46	5	5 / 5	MP .. 120408 MP .. 120408
F2252.B.160.Z05.19.S686	160	40	65	19	22	19	46	5	5 / 5	
F2252.B.160.Z05.22.S686	160	40	65	22	23,5	22	46	5	5 / 5	
F2252.B.200.Z06.16.S686	200	50	75	16	19	16	61	6	6 / 6	

Adjustable cutting width | Bodies and assembly parts are included in the scope of delivery

D 2

WALTER SELECT Stability of machine, workpiece and clamping arrangement → Very good = ☺ → Good = 😐 → Moderate = ☹

Assembly parts

	Type	MP . X060304	MP . X080305	MP .. 120408
	Cartridge for right tool body	FR684	FR685	FR686
	Cartridge for left tool body	FL684	FL685	FL686
	Clamping wedge	FK358	FK360	FK359
	Clamping sleeve	FS1166	FS1167	FS1168
	Eccentric bolt	FS1169 (SW 2,5)	FS1170 (SW 3)	FS1171 (SW 4)
	Spring washer	FS1220	FS1220	FS1221
	Clamping screw for clamping wedge Tightening torque	FS1161 (SW 2,5) 3,5 Nm	FS239 (SW 3) 6,5 Nm	FS1162 (SW 4) 9 Nm
	Clamping screw for indexable insert Tightening torque	FS923 (T8) 0,8 Nm	FS1005 (T8) 1,5 Nm	FS1029 (T20) 5 Nm

Accessories

	Type	MP . X060304	MP . X080305	MP .. 120408
	Clamping screw for finishing insert		FS246 (T8) 1,5 Nm	FS260 (T20) 5 Nm
	Cartridge: Right, P2905-. finish insert		FR695	FR696
	Cartridge: Left, P2905-. finish insert		FL695	FL696
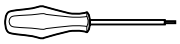	Screwdriver	FS230 (T8)		FS228 (T20)
	Keys	ISO2936-2,5 (SW 2,5)	ISO2936-3 (SW 3)	ISO2936-4 (SW 4)
	Torque screwdriver, analogue	FS2001		
	Torque screwdriver, analogue	FS2003		
	Torque screwdriver, digital	FS2248		
	Torque T-handle		FS2041	
	Interchangeable blade	FS2007 (T8)		FS2044 (T20)
	Interchangeable blade	SD2000-2.5 SW (SW 2,5)	FS2050 (SW 3)	FS2051 (SW 4)

Indexable inserts

	Designation	Tolerance class	Number of cutting edges	r mm	b mm	P HC WHH15X	P HC WKP25S	P HC WKP35G	P HC WKP35S	P HC WPM15G	P HC WPP35G	P HC WSP45G	P HC WXM15	M HC WPM15G	M HC WSM35G	M HC WSP45G	M HC WXM15	K HC WAK15	K HC WHH15X	K HC WKP25S	K HC WKP35G	K HC WKP35S	K HC WPM15G	K HC WPP35G	K HC WXM15	N HC WXN15	S HC WSM35G	S HC WSP45G	H HC WHH15X
	MPHX060304-A57	H	2	0,4			☻		☻		☻									☻		☻		☻					
	MPHX060304-G88	H	2	0,4																						☻			
	MPMX060304-F57	M	2	0,4				☻	☻		☻	☻			☻	☻					☻	☻		☻			☻	☻	
	MPHX080305-A57	H	2	0,5			☻		☻		☻									☻		☻		☻					
	MPHX080305-G88	H	2	0,5																						☻			
	MPMX080305-F57	M	2	0,5				☻	☻		☻	☻			☻	☻					☻	☻		☻			☻	☻	
	MPHT120408-G88	H	2	0,8																						☻			
	MPHW120408-A57	H	2	0,8			☻		☻		☻									☻		☻		☻					
	MPMT120408-F57	M	2	0,8				☻	☻		☻	☻			☻	☻					☻	☻		☻			☻	☻	
	P2905-1	F	4	0,8	10	☻				☻			☻	☻			☻	☻	☻				☻		☻					☻

HC = beschichtetes Hartmetall

WALTER SELECT Stability of machine, workpiece and clamping arrangement → Very good = ☻ → Good = ☻ → Moderate = ☻

☻ ☻ ☻ / ★ = New addition to the product range

www.isotool.se
Tel. 044 - 24 55 70

Slotting cutters for slot milling

F2252 mm



– Cross-toothed, cuts on three sides
– 2 cutting edges per indexable insert

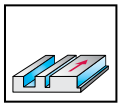

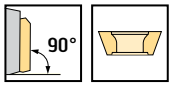

	P	M	K	N	S	H	O
F2252	●●	●●	●●	●●	●●		●

Tool

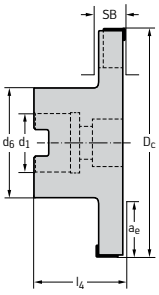

Shell mill mount DIN 138 transverse keyway

Designation	D_c mm	d_1 mm	d_6 mm	SB_{min} mm	SB_{max} mm	$a_{e\ max}$ mm	Z	No. of inserts	Type
F2252.BN.080.Z03.08.S684	80	22	35	8	9	20	3	3 / 3	MP . X060304 MP . X060304
F2252.BN.080.Z03.09.S684	80	22	35	9	10	20	3	3 / 3	
F2252.BN.100.Z04.08.S684	100	27	48	8	9	24	4	4 / 4	
F2252.BN.100.Z04.09.S684	100	27	48	9	10	24	4	4 / 4	
F2252.BN.100.Z04.10.S685	100	27	48	10	12	24	4	4 / 4	MP . X080305 MP . X080305
F2252.BN.100.Z04.12.S685	100	27	48	12	14	24	4	4 / 4	
F2252.BN.125.Z05.08.S684	125	32	60	8	9	30	5	5 / 5	MP . X060304 MP . X060304
F2252.BN.125.Z05.09.S684	125	32	60	9	10	30	5	5 / 5	
F2252.BN.125.Z05.10.S685	125	32	60	10	12	30	5	5 / 5	MP . X080305 MP . X080305
F2252.BN.125.Z05.12.S685	125	32	60	12	14	30	5	5 / 5	
F2252.BN.125.Z05.14.S685	125	32	60	14	16	30	5	5 / 5	
F2252.BN.125.Z04.16.S686	125	32	60	16	19	30	4	4 / 4	MP .. 120408 MP .. 120408
F2252.BN.125.Z04.19.S686	125	32	60	19	22	30	4	4 / 4	
F2252.BN.125.Z04.22.S686	125	32	60	22	23,5	30	4	4 / 4	
F2252.BN.160.Z06.08.S684	160	40	75	8	9	40	6	6 / 6	MP . X060304 MP . X060304
F2252.BN.160.Z06.09.S684	160	40	75	9	10	40	6	6 / 6	
F2252.BN.160.Z06.10.S685	160	40	75	10	12	40	6	6 / 6	MP . X080305 MP . X080305
F2252.BN.160.Z06.12.S685	160	40	75	12	14	40	6	6 / 6	
F2252.BN.160.Z06.14.S685	160	40	75	14	16	40	6	6 / 6	
F2252.BN.160.Z05.16.S686	160	40	75	16	19	40	5	5 / 5	MP .. 120408 MP .. 120408
F2252.BN.160.Z05.19.S686	160	40	75	19	22	40	5	5 / 5	
F2252.BN.160.Z05.22.S686	160	40	75	22	23,5	40	5	5 / 5	
F2252.BN.200.Z06.16.S686	200	40	90	16	19	50	6	6 / 6	
F2252.BN.200.Z06.19.S686	200	40	90	19	22	50	6	6 / 6	
F2252.BN.200.Z06.22.S686	200	40	90	22	23,5	50	6	6 / 6	

Adjustable cutting width | Bodies and assembly parts are included in the scope of delivery

D2

WALTER SELECT Stability of machine, workpiece and clamping arrangement → Very good = ☺ → Good = 😐 → Moderate = ☹

www.isotool.se
Tel. 044 - 24 55 70

Assembly parts

	Type	MP . X060304	MP . X080305	MP .. 120408
	Cartridge for right tool body	FR684	FR685	FR686
	Cartridge for left tool body	FL684	FL685	FL686
	Clamping wedge	FK358	FK360	FK359
	Clamping sleeve	FS1166	FS1167	FS1168
	Eccentric bolt	FS1169 (SW 2,5)	FS1170 (SW 3)	FS1171 (SW 4)
	Spring washer	FS1220	FS1220	FS1221
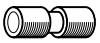	Clamping screw for clamping wedge Tightening torque	FS1161 (SW 2,5) 3,5 Nm	FS239 (SW 3) 6,5 Nm	FS1162 (SW 4) 9 Nm
	Clamping screw for indexable insert Tightening torque	FS923 (T8) 0,8 Nm	FS1005 (T8) 1,5 Nm	FS1029 (T20) 5 Nm

Indexable inserts

	Designation	Tolerance class	Number of cutting edges	r mm	b mm	P HC WHH15X	P HC WKP25S	P HC WKP35G	P HC WKP35S	P HC WPM15G	P HC WPP35G	P HC WSP45G	P HC WXM15	M HC WPM15G	M HC WSM35G	M HC WSP45G	M HC WXM15	K HC WAK15	K HC WHH15X	K HC WKP25S	K HC WKP35G	K HC WKP35S	K HC WPM15G	K HC WPP35G	K HC WXM15	N HC WXN15	S HC WSM35G	S HC WSP45G	H HC WHH15X
	MPHX060304-A57	H	2	0,4			☻		☻		☻									☻		☻		☻					
	MPHX060304-G88	H	2	0,4																						☻			
	MPMX060304-F57	M	2	0,4				☻	☻		☻	☻			☻	☻					☻	☻		☻			☻	☻	
	MPHX080305-A57	H	2	0,5			☻		☻		☻									☻		☻		☻					
	MPHX080305-G88	H	2	0,5																						☻			
	MPMX080305-F57	M	2	0,5				☻	☻		☻	☻			☻	☻					☻	☻		☻			☻	☻	
	MPHT120408-G88	H	2	0,8																						☻			
	MPHW120408-A57	H	2	0,8			☻		☻		☻									☻		☻		☻					
	MPMT120408-F57	M	2	0,8				☻	☻		☻	☻			☻	☻					☻	☻		☻			☻	☻	
	P2905-1	F	4	0,8	10	☻				☻			☻	☻			☻	☻	☻				☻		☻				☻

HC = beschichtetes Hartmetall

D2

WALTER SELECT Stability of machine, workpiece and clamping arrangement → Very good = ☻ → Good = ☻ → Moderate = ☻

☻ ☻ ☻ / ★ = New addition to the product range

www.isotool.se
Tel. 044 - 24 55 70

Slotting cutters for slot milling

F4053 mm

LN . X070204

Xtra·tec®



– Cross-toothed, cuts on three sides
– 2 + 2 cutting edges per indexable insert, lateral arrangement

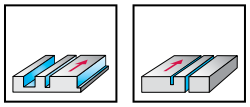

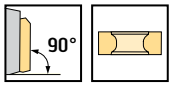

	P	M	K	N	S	H	O
F4053	●●	●●	●●		●●		

Tool

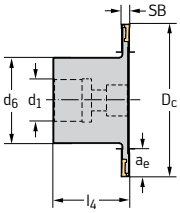

Shell mill mount DIN 138 transverse keyway

Designation	D_c mm	d_1 mm	d_6 mm	l_4 mm	SB mm	a_e mm	Z	No. of inserts	kg	Type
F4053.BN22.080.Z04.04R	80	22	45	40	4	16	4	8	0,54	LN . X070204
F4053.BN27.100.Z05.04R	100	27	48	50	4	24	5	10	0,71	
F4053.BN32.125.Z06.04R	125	32	60	50	4	30	6	12	1,12	
F4053.BN40.160.Z08.04R	160	40	75	50	4	40	8	16	1,58	

Bodies and assembly parts are included in the scope of delivery

D2

WALTER SELECT Stability of machine, workpiece and clamping arrangement → Very good = ☺ → Good = 😐 → Moderate = ☹

www.isotool.se
Tel. 044 - 24 55 70

Assembly parts

	Dc [mm] SB [mm]	80–160 4
	Clamping screw for indexable insert Tightening torque	FS2076 (T6IP) 0,6 Nm

Accessories

	Dc [mm] SB [mm]	80–160 4
	Torque screwdriver, analogue	FS2001
	Interchangeable blade	FS2085 (T6IP)
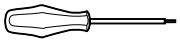	Screwdriver	FS2086 (T6IP)

	Designation	Tolerance class	Number of cutting edges	r mm	P HC WKP35S	P HC WPP35G	P HC WSP45G	M HC WSM35G	M HC WSP45G	K HC WKP35S	K HC WPP35G	S HC WSM35G	S HC WSP45G
	LNHX070204-F57T	H	4	0,4	☻	☻	☹	☻	☹	☹	☹	☻	☹
	LNMX070204-F57T	M	4	0,4	☻	☻		☻		☹	☹	☻	

HC = beschichtetes Hartmetall

D2

WALTER SELECT Stability of machine, workpiece and clamping arrangement → Very good = ☻ → Good = ☻ → Moderate = ☹

☻ ☻ ☹ / ★ = New addition to the product range

www.isotool.se
Tel. 044 - 24 55 70

Slotting cutters for slot milling

F4153 mm

Xtra·tec®





– Cross-toothed, cuts on three sides
– 2 + 2 cutting edges per indexable insert, lateral arrangement

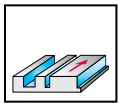

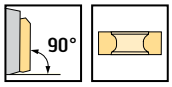

	P	M	K	N	S	H	O
F4153	●●	●●	●●		●●		

Tool

Designation	D_c mm	d_1 mm	d_6 mm	NB mm	l_4 mm	SB mm	a_e mm	Z	No. of inserts	kg	Type
F4153.BN22.080.Z04.06R	80	22	45	40		6	16	4	8	0,55	LN . U080304
F4153.BN22.080.Z04.08R	80	22	45	40		8	16	4	8	0,58	LN . U080404
F4153.BN22.080.Z04.10R	80	22	45	40		10	16	4	8	0,58	LN . U100508
F4153.BN27.100.Z05.06R	100	27	48	50		6	25	5	10	0,78	LN . U080304
F4153.BN27.100.Z05.08R	100	27	48	50		8	25	5	10	0,8	LN . U080404
F4153.BN27.100.Z05.10R	100	27	48	50		10	25	5	10	0,87	LN . U100508
F4153.BN32.125.Z06.06R	125	32	60	50		6	30	6	12	1,23	LN . U080304
F4153.BN32.125.Z06.08R	125	32	60	50		8	30	6	12	1,33	LN . U080404
F4153.BN32.125.Z06.10R	125	32	60	50		10	30	6	12	1,41	LN . U100508
F4153.BN40.160.Z07.10R	160	40	75	50		10	40	7	14	2,07	
F4153.BN40.160.Z08.06R	160	40	75	50		6	40	8	16	1,77	LN . U080304
F4153.BN40.160.Z08.08R	160	40	75	50		8	40	8	16	1,98	LN . U080404
F4153.BN40.200.Z08.10R	200	40	90	50		10	50	8	16	4,44	LN . U100508
F4153.BN40.200.Z09.06R	200	40	90	50		6	50	9	18	3,83	LN . U080304
F4153.BN40.200.Z09.08R	200	40	90	50		8	50	9	18	2,6	LN . U080404

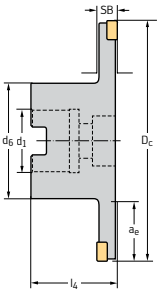

Shell mill mount DIN 138 transverse keyway

Designation	D_c mm	d_1 mm	d_6 mm	NB mm	l_4 mm	SB mm	a_e mm	Z	No. of inserts	kg	Type
F4153.B40.160.Z08.06	160	40				6	46	8	16	1,02	LN . U080304
F4153.B27.080.Z04.08	80	27				8	18	4	8	0,27	LN . U080404
F4153.B40.125.Z06.08	125	40				8	29	6	12	0,66	
F4153.B27.080.Z04.10	80	27				10	18	4	8	0,3	LN . U100508
F4153.B40.125.Z06.10	125	40				10	29	6	12	0,75	
F4153.B50.200.Z08.10	200	50				10	61	8	16	3,32	

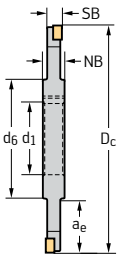

Shell mill mount DIN 138 transverse keyway

Bodies and assembly parts are included in the scope of delivery

D2

WALTER SELECT Stability of machine, workpiece and clamping arrangement → Very good = ☺ → Good = 😐 → Moderate = ☹

New addition to the product range = ☺ 😐 ☹ / ★

www.isotool.se
Tel. 044 - 24 55 70

Assembly parts

	Dc [mm] SB [mm]	80–200 6	80–200 8	80–200 10
	Clamping screw for indexable insert Tightening torque	FS2077 (T9IP) 1,5 Nm	FS2078 (T9IP) 1,5 Nm	FS2080 (T15IP) 2,5 Nm

Accessories

	Dc [mm] SB [mm]	80–200 6–8	80–200 10
	Torque screwdriver, analogue	FS2003	
	Torque screwdriver, digital	FS2248	
	Interchangeable blade	FS2013 (T9IP)	FS2014 (T15IP)
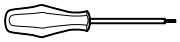	Screwdriver	FS1484 (T9IP)	FS1485 (T15IP)

	Designation	Tolerance class	Number of cutting edges	r mm	P HC WKP25S	P HC WKP35G	P HC WKP35S	P HC WPP35G	P HC WSP45G	M HC WSM35G	M HC WSP45G	K HC WKK25G	K HC WKP25S	K HC WKP35G	K HC WKP35S	K HC WPP35G	S HC WSM35G	S HC WSP45G
	LNHU080404-B57T	H	4	0,4		☹	☹	☹				😐		☹	☹	☹		
	LNHU080404-F57T	H	4	0,4	☺	😐	😐	☹	☹	😐	☹		😐	☹	☹	☹	😐	☹
	LNMU080404-F57T	M	4	0,4	☺	😐	😐	☹	☹	😐	☹		😐	☹	☹	☹	😐	☹
	LNMU080404-B57T	M	4	0,4			☹	☹							☹	☹		
	LNHU100508-B57T	H	4	0,8		☹	☹	☹				😐		☹	☹	☹		
	LNHU100508-F57T	H	4	0,8	☺	😐	😐	☹	☹	😐	☹		😐	☹	☹	☹	😐	☹
	LNMU100508-F57T	M	4	0,8	☺	😐	😐	☹	☹	😐	☹		😐	☹	☹	☹	😐	☹
	LNMU100508-B57T	M	4	0,8			☹	☹				😐			☹	☹		
	LNHU080304-B57T	H	4	0,4		☹	☹	☹				😐		☹	☹	☹		
	LNHU080304-F57T	H	4	0,4	☺	😐	😐	☹	☹	😐	☹		😐	☹	☹	☹	😐	☹
	LNMU080304-F57T	M	4	0,4		😐	😐	☹	☹	😐	☹			☹	☹	☹	😐	☹

HC = beschichtetes Hartmetall

D2

WALTER SELECT Stability of machine, workpiece and clamping arrangement → Very good = ☺ → Good = 😐 → Moderate = ☹

☺ 😐 ☹ / ★ = New addition to the product range

www.isotool.se
Tel. 044 - 24 55 70

Slotting cutters for slot milling

F4153 inch

Xtra·tec®



– Cross-toothed, cuts on three sides
– 2 + 2 cutting edges per indexable insert, lateral arrangement

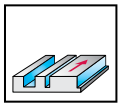

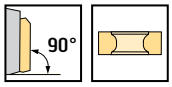

	P	M	K	N	S	H	O
F4153	●●	●●	●●		●●		

Tool

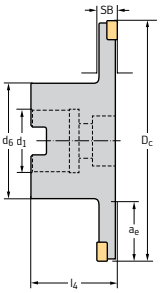

Shell mill mount DIN 138 transverse keyway

Designation	D_c inch	d_1 inch	d_6 inch	l_4 inch	SB inch	a_e inch	Z	No. of inserts	lbs	Type
F4153.UBN19.076.Z04.06R	3,000	0,750	1,750	1,500	0,250	0,531	4	8	1,21	LN . U080304
F4153.UBN26.102.Z05.06R	4,000	1,000	1,876	2,000	0,250	0,965	5	10	1,856	
F4153.UBN38.152.Z08.06R	6,000	1,500	3,000	2,000	0,250	1,378	8	16	4,012	
F4153.UBN19.076.Z04.08R	3,000	0,750	1,750	1,500	0,313	0,531	4	8	0,926	LN . U080404
F4153.UBN26.102.Z05.08R	4,000	1,000	1,876	2,000	0,313	0,965	5	10	1,94	
F4153.UBN19.076.Z04.10R	3,000	0,750	1,750	1,500	0,375	0,531	4	8	1,241	LN . U100508

Bodies and assembly parts are included in the scope of delivery

D2

WALTER SELECT Stability of machine, workpiece and clamping arrangement → Very good = ☺ → Good = 😐 → Moderate = ☹

Assembly parts

	Dc [inch] SB [inch]	3 0,25	3 0,313	3 0,375	4 0,25	4 0,313	6 0,25
	Clamping screw for indexable insert Tightening torque	FS2077 (T9IP) 1,106 lbs	FS2078 (T9IP) 1,106 lbs	FS2080 (T15IP) 1,844 lbs	FS2077 (T9IP) 1,106 lbs	FS2078 (T9IP) 1,106 lbs	FS2077 (T9IP) 1,106 lbs
	Clamping screw for arbour-mounted tools	FS1518	FS1518	FS1518	FS1519	FS1519	FS1583

Accessories

	Dc [inch] SB [inch]	3–6 0,25–0,313	3 0,375
	Torque screwdriver, analogue	FS2004	
	Torque screwdriver, digital	FS2248	
	Interchangeable blade	FS2013 (T9IP)	FS2014 (T15IP)
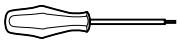	Screwdriver	FS1484 (T9IP)	FS1485 (T15IP)

	Designation	Tolerance class	Number of cutting edges	r inch	P HC WKP25S	P HC WKP35G	P HC WKP35S	P HC WPP35G	P HC WSP45G	M HC WSM35G	M HC WSP45G	K HC WKK25G	K HC WKP25S	K HC WKP35G	K HC WKP35S	K HC WPP35G	S HC WSM35G	S HC WSP45G
	LNHU080304-B57T	H	4	0,016		😠	😠	😠				😐		😠	😠	😠		
	LNHU080304-F57T	H	4	0,016	😊	😐	😐	😐	😠	😐	😠		😐	😠	😠	😠	😐	😠
	LNMU080304-F57T	M	4	0,016		😐	😐	😐	😠	😐	😠			😠	😠	😠	😐	😠
	LNHU080404-B57T	H	4	0,016		😠	😠	😠				😐		😠	😠	😠		
	LNHU080404-F57T	H	4	0,016	😊	😐	😐	😐	😠	😐	😠		😐	😠	😠	😠	😐	😠
	LNMU080404-F57T	M	4	0,016	😊	😐	😐	😐	😠	😐	😠		😐	😠	😠	😠	😐	😠
	LNMU080404-B57T	M	4	0,016			😠	😠							😠	😠		
	LNHU100508-B57T	H	4	0,031		😠	😠	😠				😐		😠	😠	😠		
	LNHU100508-F57T	H	4	0,031	😊	😐	😐	😐	😠	😐	😠		😐	😠	😠	😠	😐	😠
	LNMU100508-F57T	M	4	0,031	😊	😐	😐	😐	😠	😐	😠		😐	😠	😠	😠	😐	😠
	LNMU100508-B57T	M	4	0,031			😠	😠				😐			😠	😠		

HC = beschichtetes Hartmetall

D2

WALTER SELECT Stability of machine, workpiece and clamping arrangement → Very good = 😊 → Good = 😐 → Moderate = 😠

😊 😐 😠 / ★ = New addition to the product range

www.isotool.se
Tel. 044 - 24 55 70

Slotting cutters for slot milling

F4253 mm

Xtra·tec®





– Cross-toothed, cuts on three sides
– 2+2 cutting edges per indexable insert, adjustable runout

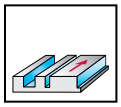

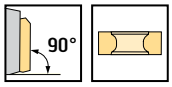

	P	M	K	N	S	H	O
F4253	●●	●●	●●		●●		

Tool

Designation	D_c mm	d_1 mm	d_6 mm	NB mm	l_4 mm	SB mm	a_e mm	Z	No. of inserts	kg	Type
F4253.BN27.100.Z05.12R	100	27	48	50		12	24	5	10	1	LN . U080404
F4253.BN32.125.Z06.12R	125	32	60	50		12	30	6	12	1,57	
F4253.BN40.160.Z07.12R	160	40	75	50		12	40	7	14	2,36	
F4253.BN40.200.Z08.12R	200	40	90	50		12	50	8	16	4,91	
F4253.BN27.100.Z05.14R	100	27	48	50		14	24	5	10	1,07	
F4253.BN32.125.Z06.14R	125	32	60	50		14	30	6	12	1,69	
F4253.BN40.160.Z07.14R	160	40	75	50		14	40	7	14	2,57	
F4253.BN40.200.Z08.14R	200	40	90	50		14	50	8	16	5,15	
F4253.BN32.125.Z05.16R	125	32	60	50		16	30	5	10	1,76	LN . U100508
F4253.BN40.160.Z06.16R	160	40	75	50		16	40	6	12	2,71	
F4253.BN40.200.Z07.16R	200	40	90	50		16	50	7	14	5,44	
F4253.BN40.160.Z06.20R	160	40	75	50		20	40	6	12	2,79	LN . U120608
F4253.BN40.200.Z07.20R	200	40	90	50		20	50	7	14	5,92	
F4253.BN60.250.Z08.20R	250	60	135	50		20	55	8	16	9,35	
F4253.BN40.160.Z06.25R	160	40	75	50		25	40	6	12	3,42	LN . U160812
F4253.BN40.200.Z07.25R	200	40	90	50		25	50	7	14	6,64	
F4253.BN60.250.Z08.25R	250	60	135	50		25	55	8	16	10,37	
F4253.BN60.315.Z10.25R	315	60	135	50		25	85	10	20	14,8	

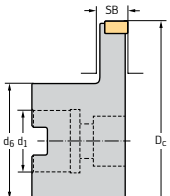

Shell mill mount DIN 138 transverse keyway

Designation	D_c mm	d_1 mm	d_6 mm	NB mm	l_4 mm	SB mm	a_e mm	Z	No. of inserts	kg	Type
F4253.B40.125.Z06.12	125	40				12	29	6	12	0,9	LN . U080404
F4253.B50.200.Z08.14	200	50				14	61	8	16	4,32	
F4253.B40.125.Z05.16	125	40				16	29	5	10	0,99	LN . U100508
F4253.B40.160.Z06.25	160	40				25	46	6	12	2,77	LN . U160812
F4253.B60.315.Z10.25	315	60	90		25	25	110	10	20	13,5	

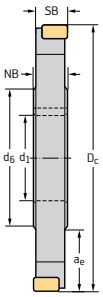

Shell mill mount DIN 138 transverse keyway

Bodies and assembly parts are included in the scope of delivery

D2

WALTER SELECT Stability of machine, workpiece and clamping arrangement → Very good = ☺ → Good = 😐 → Moderate = ☹

New addition to the product range = ☺ 😐 ☹ / ★

www.isotool.se
Tel. 044 - 24 55 70

Assembly parts

	Dc [mm] SB [mm]	100–200 12–14	125–200 16	160–250 20	160–315 25
	Clamping screw for indexable insert Tightening torque	FS2079 (T9IP) 2 Nm	FS1453 (T15IP) 3,5 Nm	FS2081 (T15IP) 4 Nm	FS2112 (T20IP) 5 Nm
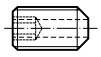	Adjusting screw for runout	FS2082 (T6IP)	FS2083 (T7IP)	FS2083 (T7IP)	FS2113 (T9IP)

Accessories

	Dc [mm] SB [mm]	100–200 12–14	125–250 16–20	160–315 25
	Torque screwdriver, analogue	FS2003		
	Torque screwdriver, digital	FS2248		
	Interchangeable blade	FS2013 (T9IP)	FS2014 (T15IP)	FS2015 (T20IP)
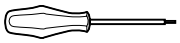	Screwdriver for indexable insert	FS1484 (T9IP)	FS1485 (T15IP)	FS1486 (T20IP)
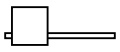	Key for adjusting screw	FS2146 (T6IP)	FS1490 (T7IP)	FS1466 (T9IP)

	Designation	Tolerance class	Number of cutting edges	r mm	P HC WKP25S	P HC WKP35G	P HC WKP35S	P HC WPP35G	P HC WSP45G	M HC WSM35G	M HC WSP45G	K HC WKK25G	K HC WKP25S	K HC WKP35G	K HC WKP35S	K HC WPP35G	S HC WSM35G	S HC WSP45G
	LNHU100508-B57T	H	4	0,8		☹	☹	☹				😐		☹	☹	☹		
	LNHU100508-F57T	H	4	0,8	☺	😐	😐	😐	☹	😐	☹		😐	☹	☹	☹	😐	☹
	LNMU100508-B57T	M	4	0,8			☹	☹				😐			☹	☹		
	LNMU100508-F57T	M	4	0,8	☺	😐	😐	😐	☹	😐	☹		😐	☹	☹	☹	😐	☹
	LNHU080404-B57T	H	4	0,4		☹	☹	☹				😐		☹	☹	☹		
	LNHU080404-F57T	H	4	0,4	☺	😐	😐	😐	☹	😐	☹		😐	☹	☹	☹	😐	☹
	LNMU080404-B57T	M	4	0,4			☹	☹							☹	☹		
	LNMU080404-F57T	M	4	0,4	☺	😐	😐	😐	☹	😐	☹		😐	☹	☹	☹	😐	☹
	LNHU160812-F57T	H	4	1,2	☺		😐	😐	☹	😐	☹		😐		☹	☹	😐	☹
	LNMU160812-B57T	M	4	1,2			☹	☹							☹	☹		
	LNMU160812-F57T	M	4	1,2	☺	😐	😐	😐	☹	😐	☹		😐	☹	☹	☹	😐	☹
	LNHU120608-B57T	H	4	0,8			☹	☹				😐			☹	☹		
	LNHU120608-F57T	H	4	0,8	☺	😐	😐	😐	☹	😐	☹		😐	☹	☹	☹	😐	☹
	LNMU120608-B57T	M	4	0,8		☹	☹	☹						☹	☹	☹		
	LNMU120608-F57T	M	4	0,8	☺	😐	😐	😐	☹	😐	☹		😐	☹	☹	☹	😐	☹

HC = beschichtetes Hartmetall

D2

WALTER SELECT Stability of machine, workpiece and clamping arrangement → Very good = ☺ → Good = 😐 → Moderate = ☹

☺ 😐 ☹ / ★ = New addition to the product range

www.isotool.se
Tel. 044 - 24 55 70

Parting and slitting cutters

F5055 mm

Walter BLAXX





– 1 cutting edge per indexable insert

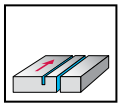

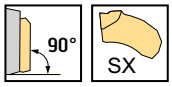

	P	M	K	N	S	H	O
F5055	●●	●●	●●	●●	●●		

Tool

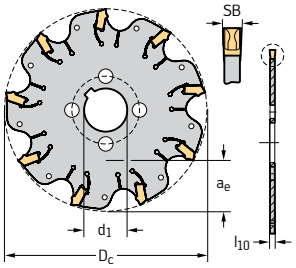

Shell mill mount DIN 138 longitudinal keyway

Designation	D_c mm	d_1 mm	d_6 mm	NB mm	SB mm	a_e mm	l_{10} mm	Z	No. of inserts	kg	Type
F5055.B16.063.Z05.1,5	63	16	16	1,2	1,5	15	1,35	5	5	0,04	SX-1E1
F5055.B16.080.Z07.1,5	80	16	16	1,2	1,5	19	1,35	7	7	0,06	
F5055.B22.100.Z09.1,5	100	22	22	1,2	1,5	25	1,35	9	9	0,09	
F5055.B32.125.Z11.1,5	125	32	32	1,2	1,5	33	1,35	11	11	0,15	
F5055.B16.063.Z05.2,0	63	16	16	1,6	2	15	1,8	5	5	0,04	SX-2E2
F5055.B16.080.Z07.2,0	80	16	16	1,6	2	19	1,8	7	7	0,07	
F5055.B22.100.Z09.2,0	100	22	22	1,6	2	25	1,8	9	9	0,07	
F5055.B32.125.Z11.2,0	125	32	32	1,6	2	33	1,8	11	11	0,17	
F5055.B40.160.Z14.2,0	160	40	40	1,6	2	38	1,8	14	14	0,28	
F5055.B16.063.Z04.3,0	63	16	16	2,4	3	15	2,7	4	4	0,06	SX-3E3
F5055.B16.080.Z06.3,0	80	16	16	2,4	3	19	2,7	6	6	0,09	
F5055.B22.100.Z09.3,0	100	22	22	2,4	3	25	2,7	9	9	0,1	
F5055.B32.125.Z11.3,0	125	32	32	2,4	3	33	2,7	11	11	0,23	
F5055.B40.160.Z14.3,0	160	40	40	2,4	3	38	2,7	14	14	0,38	
F5055.B40.200.Z19.3,0	200	40	40	2,4	3	58	2,7	19	19	0,64	
F5055.B40.250.Z24.3,0	250	40	40	2,4	3	83	2,7	24	24	1,07	
F5055.B16.063.Z04.4,0	63	16	16	3,4	4	15	3,7	4	4	0,07	SX-4E4
F5055.B16.080.Z06.4,0	80	16	16	3,4	4	19	3,7	6	6	0,12	
F5055.B22.100.Z09.4,0	100	22	22	3,4	4	25	3,7	9	9	0,14	
F5055.B32.125.Z11.4,0	125	32	32	3,4	4	33	3,7	11	11	0,23	
F5055.B40.160.Z14.4,0	160	40	40	3,4	4	38	3,7	14	14	0,5	
F5055.B40.200.Z19.4,0	200	40	40	3,4	4	58	3,7	19	19	0,84	
F5055.B40.250.Z24.4,0	250	40	40	3,4	4	83	3,7	24	24	1,39	
F5055R.B50.500.Z40.5,0	500	50	80		5	120	4,5	40	40	8,39	SX-5E5

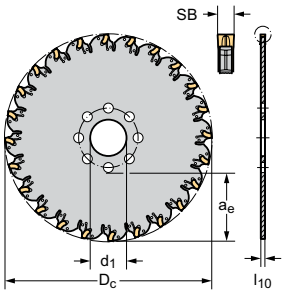

Values for a_e in combination with drive collar | Use mounting wrench FS1494 or FS2249 to fit the indexable insert | Tools with SB = 3–4 mm and D_c = 63–160 mm can be used with the AA704 adaptor.

D2

WALTER SELECT Stability of machine, workpiece and clamping arrangement → Very good = ☺ → Good = 😐 → Moderate = ☹

www.isotool.se
Tel. 044 - 24 55 70

Accessories

	Dc [mm] SB [mm]	63 1,5–2	63 3–4	80 1,5	80 2	80 3–4	100 1,5	100 2	100 3–4	125 1,5	125 2	125 3–4	160 2	160 3–4	200 3–4	250 3–4	500 5
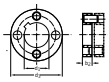	Drive collar	FS1346-SET	FS2291-SET	FS1347-SET		FS2292-SET	FS1348-SET			FS1349-SET			FS1350-SET				
	Mounting wrench	FS2249			FS1494		FS2249	FS1494		FS2249	FS1494						
	Ergonomic mounting wrench				FS2290 (PINS)			FS2290 (PINS)			FS2290 (PINS)						
	Bore adaptor part		AA704-B16-G16-040-A			AA704-B16-G16-040-B			AA704-B22-G22-040-B			AA704-B32-G32-050-B		AA704-B40-G40-063-B			
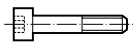	Clamping screw for retaining washer														FS966 (SW 5) 8 Nm		
	Bore adaptor part								AA704.B19-G22-040-B			AA704.B26-G32-050-B		AA704.B38-G40-062-B			
	Retaining washer instead of drive collar														FS1351-SET	FS1352-SET	
	Key for clamping screw														ISO2936-5 (SW 5)		

Clamping screws for retaining washers are included in the scope of delivery.

Cutting inserts

	Designation	s mm	r mm	P HC WKP23G	P HC WKP23S	P HC WSM23G	P HC WSM23S	P HC WSM33G	P HC WSM33S	P HC WSM43G	P HC WSM43S	M HC WSM23G	M HC WSM23S	M HC WSM33G	M HC WSM33S	M HC WSM43G	M HC WSM43S	K HC WKP23G	K HC WKP23S	K HC WSM23G	K HC WSM23S	K HC WSM33G	K HC WSM33S	N HW WK1	S HC WSM23G	S HC WSM23S	S HC WSM33G	S HC WSM33S	S HC WSM43G	S HC WSM43S
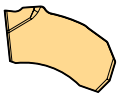	SX-1E150N01-SK8	1,5	0,1																				😐						
	SX-1E150N01-CE4	1,5	0,15					😐	😐					😐	😐							😐	😐				😐	😐			
	SX-1E150N01-SF5	1,5	0,15					😐						😐													😐				
	SX-2E200N02-CE4	2	0,2	😊	😊	😊	😊	😐	😐	😟		😊	😊	😐	😐	😟		😐	😐	😐	😊	😐	😐		😊	😊	😐	😐	😟	
	SX-2E200N02-CF6	2	0,2					😐	😐	😟				😐	😐	😟											😐	😐	😟	
	SX-2E200N02-CK8	2	0,2																					😊						
	SX-2E200N02-SF5	2	0,2					😐	😐	😟	😟			😐	😐	😟	😟										😐	😐	😟	😟
	SX-2E200N02-SK8	2	0,2																					😐						
	SX-3E300N02-CE4	3	0,2	😊	😊	😊	😊	😐	😐	😟	😟	😊	😊	😐	😐	😟	😟	😐	😐	😐	😊	😐	😐		😊	😊	😐	😐	😟	😟
	SX-3E300N02-CF6	3	0,2					😐	😐	😟	😟			😐	😐	😟	😟										😐	😐	😟	😟
	SX-3E300N02-CK8	3	0,2																					😊						
	SX-3E300N02-SF5	3	0,2					😐	😐	😟	😟			😐	😐	😟	😟										😐	😐	😟	😟
	SX-3E300N02-SK8	3	0,2																					😐						
	SX-4E400N02-CE4	4	0,2	😊	😊	😊	😊	😐	😐	😟	😟	😊	😊	😐	😐	😟	😟	😐	😐	😐	😊	😐	😐		😊	😊	😐	😐	😟	😟
	SX-4E400N02-CK8	4	0,2																					😊						
	SX-4E400N02-SF5	4	0,2					😐	😐	😟	😟			😐	😐	😟	😟										😐	😐	😟	😟
	SX-4E400N02-SK8	4	0,2																					😐						
	SX-5E500N03-SE6	5	0,3					😐		😟				😐													😐				
	SX-5E500N04-CE4	5	0,4	😊	😊			😐	😐	😟				😐	😐	😟		😐	😐			😐	😐				😐	😐	😟	
	SX-5E500N04-CK8	5	0,4																					😊						
	SX-5E500N04-SF5	5	0,4					😐	😐	😟	😟			😐	😐	😟	😟										😐	😐	😟	😟

HC = beschichtetes Hartmetall
HW = unbeschichtetes Hartmetall

WALTER SELECT Stability of machine, workpiece and clamping arrangement → Very good = 😊 → Good = 😐 → Moderate = 😟

😊 😐 😟 / ★ = New addition to the product range

www.isotool.se
Tel. 044 - 24 55 70

Parting and slitting cutters

F5055 mm

Walter BLAXX



– 1 cutting edge per indexable insert

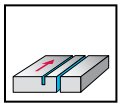

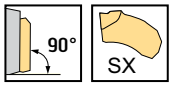

	P	M	K	N	S	H	O
F5055	●●	●●	●●	●●	●●		

Tool

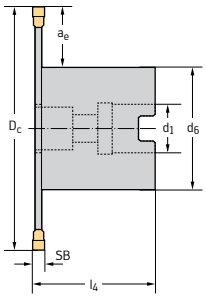

Shell mill mount DIN 138 transverse keyway

Designation	D_c mm	d_1 mm	d_6 mm	l_4 mm	SB mm	a_e mm	Z	No. of inserts	kg	Type
F5055.BN16.063.Z04.3,0R	63	16	35	40	3	15	4	4	0,03	SX-3E3
F5055.BN16.080.Z06.3,0R	80	16	40	40	3	19	6	6	0,37	
F5055.BN22.100.Z09.3,0R	100	22	48	40	3	25	9	9	0,62	
F5055.BN32.125.Z11.3,0R	125	32	58	50	3	33	11	11	1	
F5055.BN40.160.Z14.3,0R	160	40	80	63	3	38	14	14	2,11	
F5055.BN16.063.Z04.4,0R	63	16	35	41	4	15	4	4	0,05	SX-4E4
F5055.BN16.080.Z06.4,0R	80	16	40	41	4	19	6	6	0,46	
F5055.BN22.100.Z09.4,0R	100	22	48	41	4	25	9	9	0,57	
F5055.BN32.125.Z11.4,0R	125	32	58	51	4	33	11	11	1,06	
F5055.BN40.160.Z14.4,0R	160	40	80	64	4	38	14	14	2,23	

Use mounting wrench FS1494 or FS2249 to fit the indexable insert | Bodies and assembly parts are included in the scope of delivery

D2

WALTER SELECT Stability of machine, workpiece and clamping arrangement → Very good = ☺ → Good = 😐 → Moderate = ☹

www.isotool.se
Tel. 044 - 24 55 70

Assembly parts

	Dc [mm] SB [mm]	63 3–4	80 3–4	100 3–4	125 3–4	160 3–4
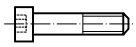	Clamping screw for adaptor	FS938 (SW 6)	FS938 (SW 6)	FS939 (SW 8)	FS941 (SW 14)	FS942 (SW 17)
	Bore adaptor part	AA704-B16-G16-040-A	AA704-B16-G16-040-B	AA704-B22-G22-040-B	AA704-B32-G32-050-B	AA704-B40-G40-063-B
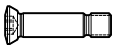	Clamping screw for milling cutter Tightening torque	FS2270 (T15IP) 6,5 Nm	FS2270 (T15IP) 6,5 Nm	FS2270 (T15IP) 6,5 Nm	FS2271 (T20IP) 7 Nm	FS2272 (T30) 8 Nm

Accessories

	Dc [mm] SB [mm]	63 3–4	80–100 3–4	125 3–4	160 3–4
	Mounting wrench for cutting insert	FS2249	FS1494		
	Ergonomic mounting wrench		FS2290 (PINS)		
	Adaptor clamping screw allen key	ISO2936-6 (SW 6)			
	Torque T-handle	FS2041			
	Interchangeable blade	FS2047 (T15IP)		FS2048 (T20IP)	FS2046 (T30)
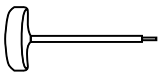	Screwdriver	FS1485 (T15IP)		FS1486 (T20IP)	FS1175 (T30)

Cutting inserts

	Designation	s mm	r mm	P HC WKP23G	P HC WKP23S	P HC WSM23G	P HC WSM23S	P HC WSM33G	P HC WSM33S	P HC WSM43G	P HC WSM43S	M HC WSM23G	M HC WSM23S	M HC WSM33G	M HC WSM33S	M HC WSM43G	M HC WSM43S	K HC WKP23G	K HC WKP23S	K HC WSM23G	K HC WSM23S	K HC WSM33G	K HC WSM33S	N HW WK1	S HC WSM23G	S HC WSM23S	S HC WSM33G	S HC WSM33S	S HC WSM43G	S HC WSM43S
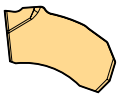	SX-3E300N02-CE4	3	0,2	☺	☺	☺	☺	😐	😐	😟	😟	☺	☺	😐	😐	😟	😟	😐	😐	😐	☺	😐	😐		☺	☺	😐	😐	😟	😟
	SX-3E300N02-CF6	3	0,2					😐	😐	😟	😟			😐	😐	😟	😟										😐	😐	😟	😟
	SX-3E300N02-CK8	3	0,2																					☺						
	SX-3E300N02-SF5	3	0,2					😐	😐	😟	😟			😐	😐	😟	😟										😐	😐	😟	😟
	SX-3E300N02-SK8	3	0,2																					😐						
	SX-4E400N02-CE4	4	0,2	☺	☺	☺	☺	😐	😐	😟	😟	☺	☺	😐	😐	😟	😟	😐	😐	😐	☺	😐	😐		☺	☺	😐	😐	😟	😟
	SX-4E400N02-CK8	4	0,2																					☺						
	SX-4E400N02-SF5	4	0,2					😐	😐	😟	😟			😐	😐	😟	😟										😐	😐	😟	😟
	SX-4E400N02-SK8	4	0,2																					😐						

HC = beschichtetes Hartmetall
HW = unbeschichtetes Hartmetall

D2

WALTER SELECT Stability of machine, workpiece and clamping arrangement → Very good = ☺ → Good = 😐 → Moderate = 😟

☺ 😐 😟 / ★ = New addition to the product range

www.isotool.se
Tel. 044 - 24 55 70

Round insert milling cutters

M5468 mm

RD . X07T1M0

Xtra·tec® XT



– 4 cutting edges per indexable insert

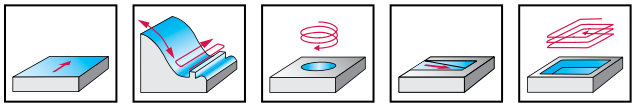

	P	M	K	N	S	H	O
M5468	●●	●●	●●	●●	●●	●●	●

Tool

Designation	R mm	D_a mm	d_1 mm	l_4 mm	l_1 mm	L_c mm	Z	kg	No. of inserts	Type
M5468-015-T14-03-03.5	3,5	15	14,5	25		3,5	3	0,03	3	RD . X07T1M0
M5468-020-T18-04-03.5	3,5	20	18,5	30		3,5	4	0,05	4	
M5468-025-T22-05-03.5	3,5	25	22	35		3,5	5	0,1	5	
M5468-030-T28-06-03.5	3,5	30	28	40		3,5	6	0,18	6	

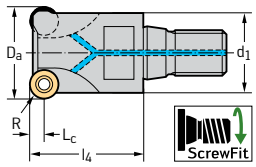

ScrewFit

Designation	R mm	D_a mm	d_1 mm	l_4 mm	l_1 mm	L_c mm	Z	kg	No. of inserts	Type
M5468-015-TC08-03-03.5	3,5	15	14,5	25		3,5	3	0,03	3	RD . X07T1M0
M5468-020-TC10-04-03.5	3,5	20	18,5	30		3,5	4	0,05	4	
M5468-025-TC12-05-03.5	3,5	25	22	35		3,5	5	0,09	5	
M5468-030-TC16-06-03.5	3,5	30	28	40		3,5	6	0,17	6	

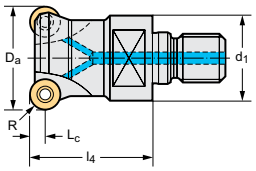

Cylindrical modular

Designation	R mm	D_a mm	d_1 mm	l_4 mm	l_1 mm	L_c mm	Z	kg	No. of inserts	Type
M5468-015-W16-03-03.5	3,5	15	16	51	100	3,5	3	0,12	3	RD . X07T1M0

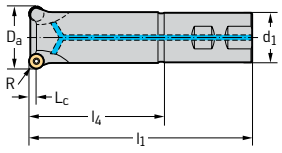

DIN 1835 B

Bodies and assembly parts are included in the scope of delivery

D2

WALTER SELECT Stability of machine, workpiece and clamping arrangement → Very good = ☺ → Good = 😐 → Moderate = ☹

www.isotool.se
Tel. 044 - 24 55 70

Assembly parts

	D_a [mm]	15–30
	Clamping screw for indexable insert Tightening torque	FS1455 (T8IP) 1,2 Nm

Accessories

	D_a [mm]	15	20	25	30
	Torque screwdriver, analogue	FS2001			
	Torque screwdriver, digital	FS2248			
	Interchangeable blade	FS2012 (T8IP)			
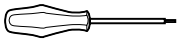	Screwdriver	FS1483 (T8IP)			

Indexable inserts

	Designation	Tolerance class	Number of cutting edges	d mm	P HC WHH15X	P HC WKP25S	P HC WKP35G	P HC WKP35S	P HC WSP45G	M HC WSM35G	M HC WSP45G	K HC WHH15X	K HC WKK25G	K HC WKP25S	K HC WKP35G	K HC WKP35S	N HW WK10	S HC WSM35G	S HC WSP45G	H HC WHH15X
	RDGX07T1M0-G88	G	4	7													★			
	RDHX07T1M0-A57	H	4	7	★	★	★	★				★	★	★	★	★				★
	RDMX07T1M0-D57	M	4	7		★	★	★	★	★	★		★	★	★	★		★	★	

HC = beschichtetes Hartmetall
HW = unbeschichtetes Hartmetall

Round insert milling cutters

M5468 mm

RO . X0803M0

Xtra·tec® XT





– With indexing surfaces
– 4 cutting edges per indexable insert

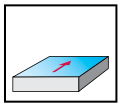

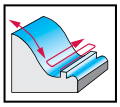

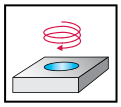

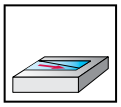

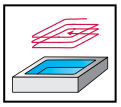



	P	M	K	N	S	H	O
M5468	●●	●●	●●	●●	●●	●●	●

Tool

	Designation	R mm	D_a mm	d_1 mm	l_4 mm	l_1 mm	L_c mm	Z	kg	No. of inserts	Type
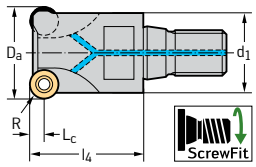 ScrewFit	M5468-016-T14-02-04	4	16	14,5	25		4	2	0,03	2	RO . X0803M0
	M5468-025-T22-03-04	4	25	22	35		4	3	0,09	3	
	M5468-032-T28-05-04	4	32	28	40		4	5	0,18	5	
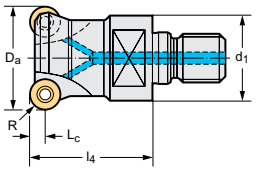 Cylindrical modular	M5468-016-TC08-02-04	4	16	14,5	25		4	2	0,03	2	RO . X0803M0
	M5468-025-TC12-03-04	4	25	22	35		4	3	0,09	3	
	M5468-032-TC16-05-04	4	32	28	40		4	5	0,17	5	
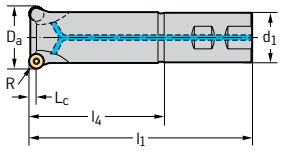 DIN 1835 B	M5468-016-W16-02-04	4	16	16	51	100	4	2	0,13	2	RO . X0803M0
	M5468-016-W16-02-04-XL	4	16	16	81	130	4	2	0,16	2	
	M5468-025-W25-03-04	4	25	25	93	150	4	3	0,45	3	

Bodies and assembly parts are included in the scope of delivery

D2

WALTER SELECT Stability of machine, workpiece and clamping arrangement → Very good = ☺ → Good = 😐 → Moderate = ☹

Assembly parts

	D_a [mm]	16	25–32
	Clamping screw for indexable insert Tightening torque	FS1456 (T9IP) 2 Nm	FS2078 (T9IP) 1,5 Nm

Accessories

	D_a [mm]	16	25	32
	Torque screwdriver, analogue	FS2003		
	Torque screwdriver, digital	FS2248		
	Interchangeable blade	FS2013 (T9IP)		
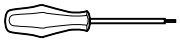	Screwdriver	FS1484 (T9IP)		

Indexable inserts

	Designation	Tolerance class	Number of cutting edges	d mm	P HC WHH15X	P HC WKP25S	P HC WKP35G	P HC WKP35S	P HC WPP35G	P HC WSP45G	M HC WSM35G	M HC WSP45G	K HC WHH15X	K HC WKK25G	K HC WKP25S	K HC WKP35G	K HC WKP35S	K HC WPP35G	N HC WXN15	N HW WK10	S HC WSM35G	S HC WSP45G	H HC WHH15X
	ROGX0803M04-G88	G	4	8															☺	😐			
	ROHX0803M04-A57	H	4	8	☺	😐	😟	😟					☺	😐	😐	😟	😟						☺
	ROHX0803M04-D57	H	4	8				😐	😐	😟	😐	😟					😟	😟			😐	😟	
	ROHX0803M04-D67	H	4	8						😐		😐										😐	
	ROMX0803M04-D57	M	4	8		☺		😐	😐	😟	😐	😟		😐	😐		😟	😟			😐	😟	

HC = beschichtetes Hartmetall
HW = unbeschichtetes Hartmetall

D2

WALTER SELECT Stability of machine, workpiece and clamping arrangement → Very good = ☺ → Good = 😐 → Moderate = 😟

☺ 😐 😟 / ★ = New addition to the product range

www.isotool.se
Tel. 044 - 24 55 70

Round insert milling cutters

M5468 inch

RO . X0803M0

Xtra·tec® XT



– With indexing surfaces
– 4 cutting edges per indexable insert

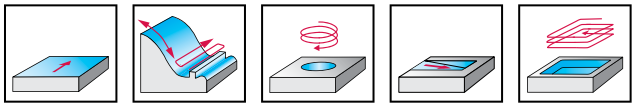

	P	M	K	N	S	H	O
M5468	●●	●●	●●	●●	●●	●●	●

Tool

Designation	R inch	D_a inch	d_1 inch	l_4 inch	l_1 inch	L_c inch	Z	lbs	No. of inserts	Type
M5468.026-T22-03-04	0,157	1,000	0,866	1,378		0,157	3	0,207	3	RO . X0803M0
M5468.038-T36-04-04	0,157	1,500	1,417	1,575		0,157	4	0,69	4	

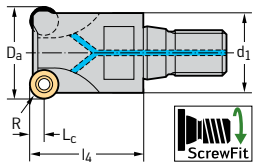

ScrewFit

M5468.026-W26-03-04	0,157	1,000	1,000	2,5	4,781	0,157	3	0,805	3	RO . X0803M0

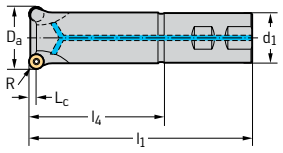

DIN 1835 B

Bodies and assembly parts are included in the scope of delivery

D 2

WALTER SELECT Stability of machine, workpiece and clamping arrangement → Very good = ☺ → Good = 😐 → Moderate = ☹

Assembly parts

	D_a [inch]	1–1,5
	Clamping screw for indexable insert Tightening torque	FS2078 (T9IP) 1,106 lbs

Accessories

	D_a [inch]	1	1,5
	Torque screwdriver, analogue	FS2004	
	Torque screwdriver, digital	FS2248	
	Interchangeable blade	FS2013 (T9IP)	
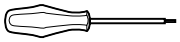	Screwdriver	FS1484 (T9IP)	

Indexable inserts

	Designation	Tolerance class	Number of cutting edges	d inch	P HC WHH15X	P HC WKP25S	P HC WKP35G	P HC WKP35S	P HC WPP35G	P HC WSP45G	M HC WSM35G	M HC WSP45G	K HC WHH15X	K HC WKK25G	K HC WKP25S	K HC WKP35G	K HC WKP35S	K HC WPP35G	N HC WXN15	N HW WK10	S HC WSM35G	S HC WSP45G	H HC WHH15X
	ROGX0803M04-G88	G	4	0,315															☺	😐			
	ROHX0803M04-A57	H	4	0,315	☺	😐	😟	😟					☺	😐	😐	😟	😟						☺
	ROHX0803M04-D57	H	4	0,315				😐	😐	😟	😐	😟					😟	😟			😐	😟	
	ROHX0803M04-D67	H	4	0,315						😐		😐										😐	
	ROMX0803M04-D57	M	4	0,315		☺		😐	😐	😟	😐	😟		😐	😐		😟	😟			😐	😟	

HC = beschichtetes Hartmetall
HW = unbeschichtetes Hartmetall

D2

WALTER SELECT Stability of machine, workpiece and clamping arrangement → Very good = ☺ → Good = 😐 → Moderate = 😟

☺ 😐 😟 / ★ = New addition to the product range

www.isotool.se
Tel. 044 - 24 55 70

Round insert milling cutters

M5468 mm

RO . X10T3M0

Xtra·tec® XT



– With indexing surfaces
– 8 cutting edges per indexable insert

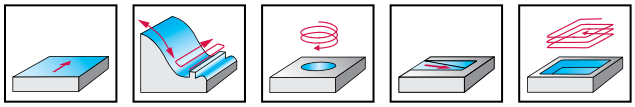

	P	M	K	N	S	H	O
M5468	●●	●●	●●	●●	●●	●●	●

Tool

Designation	R mm	D_a mm	d_1 mm	l_4 mm	l_1 mm	L_c mm	Z	kg	No. of inserts	Type
ScrewFit										
M5468-020-T18-02-05	5	20	18,5	30		5	2	0,05	2	RO . X10T3M0
M5468-025-T22-03-05	5	25	22	35		5	3	0,09	3	
M5468-030-T28-04-05	5	30	28	40		5	4	0,16	4	
M5468-032-T28-04-05	5	32	28	40		5	4	0,17	4	
M5468-035-T28-05-05	5	35	28	40		5	5	0,19	5	
M5468-040-T36-05-05	5	40	36	40		5	5	0,31	5	
Cylindrical modular										
M5468-020-TC10-02-05	5	20	18,5	30		5	2	0,05	2	RO . X10T3M0
M5468-025-TC12-03-05	5	25	22	35		5	3	0,08	3	
M5468-030-TC16-04-05	5	30	28	40		5	4	0,15	4	
M5468-032-TC16-04-05	5	32	28	40		5	4	0,16	4	
M5468-035-TC16-05-05	5	35	28	40		5	5	0,18	5	
M5468-040-TC16-05-05	5	40	28	40		5	5	0,19	5	
DIN 1835 B										
M5468-020-W20-02-05	5	20	20	59	110	5	2	0,21	2	RO . X10T3M0
M5468-020-W20-02-05-XL	5	20	20	99	150	5	2	0,29	2	
M5468-032-W32-04-05	5	32	32	114	175	5	4	0,89	4	
Shell mill mount DIN 138 transverse keyway										
M5468-040-B16-05-05	5	40	16	40		5	5	0,28	5	RO . X10T3M0
M5468-050-B22-06-05	5	50	22	50		5	6	0,33	6	
M5468-052-B22-06-05	5	52	22	50		5	6	0,38	6	

Bodies and assembly parts are included in the scope of delivery

D2

WALTER SELECT Stability of machine, workpiece and clamping arrangement → Very good = ☺ → Good = 😐 → Moderate = ☹

Assembly parts

	D_a [mm]	20–52
	Clamping screw for indexable insert Tightening torque	FS2181 (T15IP) 3 Nm

Accessories

	D_a [mm]	20	25	30–35	40	50–52
	Torque screwdriver, analogue			FS2003		
	Torque screwdriver, digital			FS2248		
	Interchangeable blade			FS2014 (T15IP)		
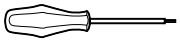	Screwdriver			FS1485 (T15IP)		

Indexable inserts

	Designation	Tolerance class	Number of cutting edges	d mm	P HC WHH15X	P HC WKP25S	P HC WKP35G	P HC WKP35S	P HC WPP35G	P HC WSP45G	M HC WSM35G	M HC WSM45X	M HC WSP45G	K HC WHH15X	K HC WKK25G	K HC WKP25S	K HC WKP35G	K HC WKP35S	K HC WPP35G	N HC WXN15	N HW WK10	S HC WSM35G	S HC WSM45X	S HC WSP45G	H HC WHH15X
	ROGX10T3M08-G88	G	8	10																😊	😐				
	ROHX10T3M08-A57	H	8	10	😊	😐	😟	😟						😊	😐	😐	😟	😟							😊
	ROMX10T3M08-D57	M	8	10		😊	😐	😐	😐	😟	😐		😟		😐	😐	😟	😟	😟			😐		😟	
	ROMX10T3M08-F67	M	8	10						😟	😐	😟	😟									😐	😟	😟	
	ROMX10T3M0T8-A27	M	8	10		😐	😟	😟							😐	😐	😟	😟							

HC = beschichtetes Hartmetall
HW = unbeschichtetes Hartmetall

D2

WALTER SELECT Stability of machine, workpiece and clamping arrangement → Very good = 😊 → Good = 😐 → Moderate = 😟

😊 😐 😟 / ★ = New addition to the product range

www.isotool.se
Tel. 044 - 24 55 70

Round insert milling cutters

M5468 inch

RO . X10T3M0

Xtra·tec® XT





– With indexing surfaces
– 8 cutting edges per indexable insert

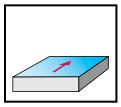

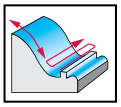

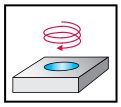

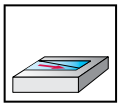

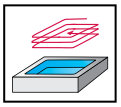



	P	M	K	N	S	H	O
M5468	●●	●●	●●	●●	●●	●●	●

Tool

	Designation	R inch	D_a inch	d_1 inch	l_4 inch	l_1 inch	L_c inch	Z	lbs	No. of inserts	Type
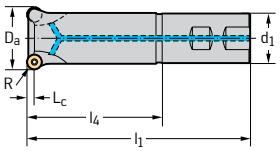 DIN 1835 B	M5468.026-W26-03-05	0,197	1,000	1,000	2,5	4,781	0,197	3	0,825	3	RO . X10T3M0
	M5468.031-W31-04-05	0,197	1,250	1,250	2,5	4,781	0,197	4	1,294	4	
	M5468.038-W31-05-05	0,197	1,500	1,250	2,5	4,781	0,197	5	1,396	5	
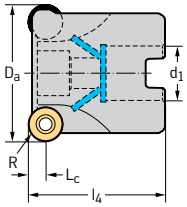 Shell mill mount DIN 138 transverse keyway	M5468.051-B19-06-05	0,197	2,000	0,750	1,750		0,197	6	0,597	6	RO . X10T3M0

Bodies and assembly parts are included in the scope of delivery

D 2

WALTER SELECT Stability of machine, workpiece and clamping arrangement → Very good = ☺ → Good = 😐 → Moderate = ☹

New addition to the product range = ☺ 😐 ☹ / ★

www.isotool.se
Tel. 044 - 24 55 70

Assembly parts

	D_a [inch]	1–1,5	2
	Clamping screw for indexable insert Tightening torque	FS2181 (T15IP) 2,213 lbs	FS2181 (T15IP) 2,213 lbs
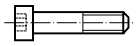	Clamping screw for arbour-mounted tools		FS1518

Accessories

	D_a [inch]	1–2
	Torque screwdriver, analogue	FS2004
	Torque screwdriver, digital	FS2248
	Interchangeable blade	FS2014 (T15IP)
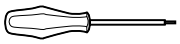	Screwdriver	FS1485 (T15IP)

Indexable inserts

	Designation	Tolerance class	Number of cutting edges	d inch	P HC WHH15X	P HC WKP25S	P HC WKP35G	P HC WKP35S	P HC WPP35G	P HC WSP45G	M HC WSM35G	M HC WSM45X	M HC WSP45G	K HC WHH15X	K HC WKK25G	K HC WKP25S	K HC WKP35G	K HC WKP35S	K HC WPP35G	N HC WXN15	N HW WK10	S HC WSM35G	S HC WSM45X	S HC WSP45G	H HC WHH15X
	ROGX10T3M08-G88	G	8	0,394																☺	😐				
	ROHX10T3M08-A57	H	8	0,394	☺	😐	☹	☹						☺	😐	😐	☹	☹							☺
	ROMX10T3M08-D57	M	8	0,394		☺	😐	😐	😐	☹	😐		☹		😐	😐	☹	☹	☹			😐		☹	
	ROMX10T3M08-F67	M	8	0,394						☹	😐	☹	☹									😐	☹	☹	
	ROMX10T3M0T8-A27	M	8	0,394		😐	☹	☹							😐	😐	☹	☹							

HC = beschichtetes Hartmetall
HW = unbeschichtetes Hartmetall

D2

WALTER SELECT Stability of machine, workpiece and clamping arrangement → Very good = ☺ → Good = 😐 → Moderate = ☹

☺ 😐 ☹ / ★ = New addition to the product range

www.isotool.se
Tel. 044 - 24 55 70

Round insert milling cutters

M5468 mm

RO . X1204M0

Xtra·tec® XT



– With indexing surfaces
– 8 cutting edges per indexable insert

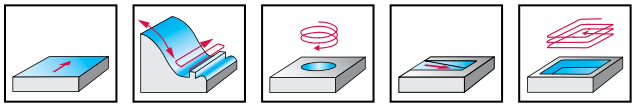

	P	M	K	N	S	H	O
M5468	●●	●●	●●	●●	●●	●●	●

Tool

Designation	R mm	D_a mm	d_1 mm	l_4 mm	l_1 mm	L_c mm	Z	kg	No. of inserts	Type
ScrewFit										
M5468-024-T22-02-06	6	24	22	35		6	2	0,08	2	RO . X1204M0
M5468-032-T28-03-06	6	32	28	40		6	3	0,17	3	
M5468-040-T36-05-06	6	40	36	40		6	5	0,3	5	
M5468-042-T36-05-06	6	42	36	40		6	5	0,31	5	
Cylindrical modular										
M5468-024-TC12-02-06	6	24	22	35		6	2	0,07	2	RO . X1204M0
M5468-032-TC16-03-06	6	32	28	40		6	3	0,16	3	
M5468-040-TC16-05-06	6	40	28	40		6	5	0,18	5	
M5468-042-TC16-05-06	6	42	28	40		6	5	0,19	5	
DIN 1835 B										
M5468-024-W25-02-06	6	24	25	73	130	6	2	0,36	2	RO . X1204M0
M5468-024-W25-02-06-XL	6	24	25	118	175	6	2	0,48	2	
M5468-040-W40-04-06-XL	6	40	40	149	220	6	4	1,62	4	
Shell mill mount DIN 138 transverse keyway										
M5468-040-B16-04-06	6	40	16	40		6	4	0,28	4	RO . X1204M0
M5468-040-B16-05-06	6	40	16	40		6	5	0,13	5	
M5468-042-B16-05-06	6	42	16	40		6	5	0,15	5	
M5468-050-B22-05-06	6	50	22	50		6	5	0,34	5	
M5468-050-B22-06-06	6	50	22	50		6	6	0,31	6	
M5468-052-B22-05-06	6	52	22	50		6	5	0,36	5	
M5468-052-B22-06-06	6	52	22	50		6	6	0,35	6	
M5468-063-B22-06-06	6	63	22	50		6	6	0,52	6	
M5468-063-B22-07-06	6	63	22	50		6	7	0,51	7	
M5468-066-B27-06-06	6	66	27	50		6	6	0,63	6	
M5468-066-B27-07-06	6	66	27	50		6	7	0,62	7	
M5468-080-B27-07-06	6	80	27	50		6	7	0,87	7	

Bodies and assembly parts are included in the scope of delivery

D2

WALTER SELECT Stability of machine, workpiece and clamping arrangement → Very good = ☺ → Good = 😐 → Moderate = ☹

New addition to the product range = ☺ 😐 ☹ / ★

www.isotool.se
Tel. 044 - 24 55 70

Assembly parts

	D_a [mm]	24	32–100	40
	Clamping screw for indexable insert Tightening torque	FS2080 (T15IP) 2,5 Nm	FS1453 (T15IP) 3,5 Nm	FS2080 (T15IP) 2,5 Nm

Accessories

	D_a [mm]	24	32	40	42	50–100
	Torque screwdriver, analogue	FS2003				
	Torque screwdriver, digital	FS2248				
	Interchangeable blade	FS2014 (T15IP)				
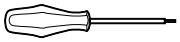	Screwdriver	FS1485 (T15IP)				

Indexable inserts

	Designation	Tolerance class	Number of cutting edges	d mm	P HC WHH15X	P HC WKP25S	P HC WKP35G	P HC WKP35S	P HC WPP35G	P HC WSP45G	M HC WSM35G	M HC WSM45X	M HC WSP45G	K HC WHH15X	K HC WKK25G	K HC WKP25S	K HC WKP35G	K HC WKP35S	K HC WPP35G	N HC WXN15	N HW WK10	S HC WSM35G	S HC WSM45X	S HC WSP45G	H HC WHH15X
	ROGX1204M08-G88	G	8	12																☺	😐				
	ROHX1204M08-A57	H	8	12	☺	😐	😟	😟						☺	😐	😐	😟	😟							☺
	ROMX1204M08-D57	M	8	12		☺	😐	😐	😐	😟	😐		😟		😐	😐	😟	😟	😟			😐		😟		
	ROMX1204M08-F67	M	8	12						😟	😐	😟	😟									😐	😟	😟		
	ROMX1204M0T8-A27	M	8	12		😐	😟	😟							😐	😐	😟	😟							

HC = beschichtetes Hartmetall
HW = unbeschichtetes Hartmetall

D2

WALTER SELECT Stability of machine, workpiece and clamping arrangement → Very good = ☺ → Good = 😐 → Moderate = 😟

☺ 😐 😟 / ★ = New addition to the product range

www.isotool.se
Tel. 044 - 24 55 70

Round insert milling cutters

M5468 mm

RO . X1204M0

Xtra·tec® XT



– With indexing surfaces
– 8 cutting edges per indexable insert

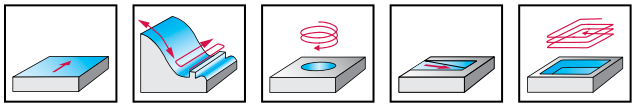

	P	M	K	N	S	H	O
M5468	●●	●●	●●	●●	●●	●●	●

Tool

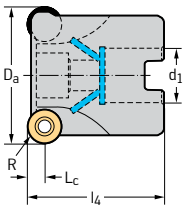

Shell mill mount DIN 138 transverse keyway

Designation	R mm	D_a mm	d_1 mm	l_4 mm	l_1 mm	L_c mm	Z	kg	No. of inserts	Type
M5468-080-B27-08-06	6	80	27	50		6	8	0,87	8	RO . X1204M0
M5468-100-B32-08-06	6	100	32	50		6	8	1,54	8	

Bodies and assembly parts are included in the scope of delivery

D2

WALTER SELECT Stability of machine, workpiece and clamping arrangement → Very good = ☺ → Good = 😐 → Moderate = ☹

www.isotool.se
Tel. 044 - 24 55 70

Assembly parts

	D_a [mm]	24	32–100	40
	Clamping screw for indexable insert Tightening torque	FS2080 (T15IP) 2,5 Nm	FS1453 (T15IP) 3,5 Nm	FS2080 (T15IP) 2,5 Nm

Accessories

	D_a [mm]	24	32	40	42	50–100
	Torque screwdriver, analogue	FS2003				
	Torque screwdriver, digital	FS2248				
	Interchangeable blade	FS2014 (T15IP)				
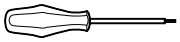	Screwdriver	FS1485 (T15IP)				

Indexable inserts

	Designation	Tolerance class	Number of cutting edges	d mm	P HC WHH15X	P HC WKP25S	P HC WKP35G	P HC WKP35S	P HC WPP35G	P HC WSP45G	M HC WSM35G	M HC WSM45X	M HC WSP45G	K HC WHH15X	K HC WKK25G	K HC WKP25S	K HC WKP35G	K HC WKP35S	K HC WPP35G	N HC WXN15	N HW WK10	S HC WSM35G	S HC WSM45X	S HC WSP45G	H HC WHH15X
	ROGX1204M08-G88	G	8	12																☺	😐				
	ROHX1204M08-A57	H	8	12	☺	😐	😟	😟						☺	😐	😐	😟	😟							☺
	ROMX1204M08-D57	M	8	12		☺	😐	😐	😐	😟	😐		😟		😐	😐	😟	😟	😟			😐		😟		
	ROMX1204M08-F67	M	8	12						😟	😐	😟	😟									😐	😟	😟		
	ROMX1204M0T8-A27	M	8	12		😐	😟	😟							😐	😐	😟	😟								

HC = beschichtetes Hartmetall
HW = unbeschichtetes Hartmetall

D2

WALTER SELECT Stability of machine, workpiece and clamping arrangement → Very good = ☺ → Good = 😐 → Moderate = 😟

☺ 😐 😟 / ★ = New addition to the product range

www.isotool.se
Tel. 044 - 24 55 70

Round insert milling cutters

M5468 inch

RO . X1204M0

Xtra·tec® XT





– With indexing surfaces
– 8 cutting edges per indexable insert

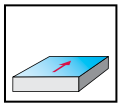
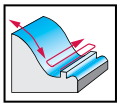
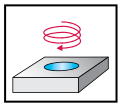
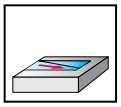
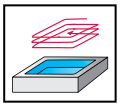



	P	M	K	N	S	H	O
M5468	●●	●●	●●	●●	●●	●●	●

Tool	Designation	R inch	D_a inch	d_1 inch	l_4 inch	l_1 inch	L_c inch	Z	lbs	No. of inserts	Type
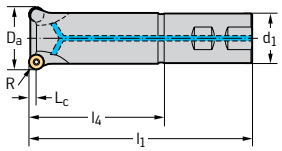 DIN 1835 B	M5468.038-W31-04-06	0,236	1,500	1,250	2,5	4,781	0,236	4	1,376	4	RO . X1204M0
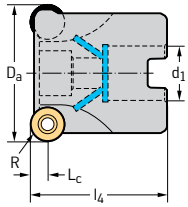 Shell mill mount DIN 138 transverse keyway	M5468.051-B19-06-06	0,236	2,000	0,750	1,750		0,236	6	0,575	6	RO . X1204M0
	M5468.064-B26-07-06	0,236	2,500	1,000	2,000		0,236	7	1,076	7	
	M5468.076-B26-08-06	0,236	3,000	1,000	2,000		0,236	8	1,742	8	
	M5468.102-B38-08-06	0,236	4,000	1,500	2,500		0,236	8	4,242	8	

Bodies and assembly parts are included in the scope of delivery

D 2

WALTER SELECT Stability of machine, workpiece and clamping arrangement → Very good = ☺ → Good = 😐 → Moderate = ☹

Assembly parts

	D_a [inch]	1,5	2	2,5–3	4
	Clamping screw for indexable insert Tightening torque	FS1453 (T15IP) 2,581 lbs	FS1453 (T15IP) 2,581 lbs	FS1453 (T15IP) 2,581 lbs	FS1453 (T15IP) 2,581 lbs
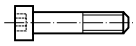	Clamping screw for arbour-mounted tools		FS1518	FS1519	FS1583

Accessories

	D_a [inch]	1,5–4
	Torque screwdriver, analogue	FS2004
	Torque screwdriver, digital	FS2248
	Interchangeable blade	FS2014 (T15IP)
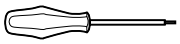	Screwdriver	FS1485 (T15IP)

Indexable inserts

	Designation	Tolerance class	Number of cutting edges	d inch	P HC WHH15X	P HC WKP25S	P HC WKP35G	P HC WKP35S	P HC WPP35G	P HC WSP45G	M HC WSM35G	M HC WSM45X	M HC WSP45G	K HC WHH15X	K HC WKK25G	K HC WKP25S	K HC WKP35G	K HC WKP35S	K HC WPP35G	N HC WXN15	N HW WK10	S HC WSM35G	S HC WSM45X	S HC WSP45G	H HC WHH15X
	ROGX1204M08-G88	G	8	0,472																☺	😐				
	ROHX1204M08-A57	H	8	0,472	☺	😐	☹	☹						☺	😐	😐	☹	☹							☺
	ROMX1204M08-D57	M	8	0,472		☺	😐	😐	😐	☹	😐		☹		😐	😐	☹	☹	☹			😐		☹	
	ROMX1204M08-F67	M	8	0,472						☹	😐	☹	☹									😐	☹	☹	
	ROMX1204M0T8-A27	M	8	0,472		😐	☹	☹							😐	😐	☹	☹							

HC = beschichtetes Hartmetall
HW = unbeschichtetes Hartmetall

D2

WALTER SELECT Stability of machine, workpiece and clamping arrangement → Very good = ☺ → Good = 😐 → Moderate = ☹

☺ 😐 ☹ / ★ = New addition to the product range

www.isotool.se
Tel. 044 - 24 55 70

Round insert milling cutters

M5468 mm

RO . X1605M0

Xtra·tec® XT



– With indexing surfaces
– 8 cutting edges per indexable insert

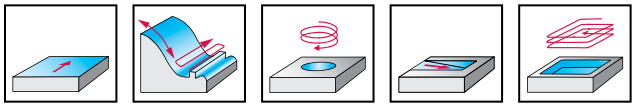

	P	M	K	N	S	H	O
M5468	●●	●●	●●	●●	●●	●●	●

Tool	Designation	R mm	D_a mm	d_1 mm	l_4 mm	l_1 mm	L_c mm	Z	kg	No. of inserts	Type
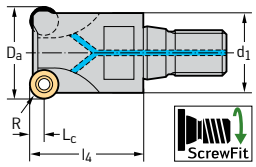 ScrewFit	M5468-032-T28-02-08	8	32	28	40		8	2	0,14	2	RO . X1605M0
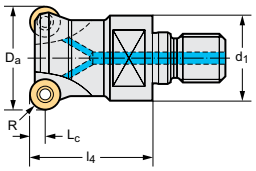 Cylindrical modular	M5468-032-TC16-02-08	8	32	28	40		8	2	0,14	2	RO . X1605M0
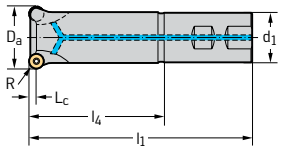 DIN 1835 B	M5468-032-W32-02-08	8	32	32	99	160	8	2	0,74	2	RO . X1605M0
	M5468-032-W32-02-08-XL	8	32	32	159	220	8	2	1,03	2	
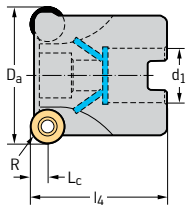 Shell mill mount DIN 138 transverse keyway	M5468-052-B22-04-08	8	52	22	50		8	4	0,32	4	RO . X1605M0
	M5468-052-B22-05-08	8	52	22	50		8	5	0,38	5	
	M5468-063-B22-05-08	8	63	22	50		8	5	0,49	5	
	M5468-063-B22-06-08	8	63	22	50		8	6	0,49	6	
	M5468-066-B27-05-08	8	66	27	50		8	5	0,57	5	
	M5468-066-B27-06-08	8	66	27	50		8	6	0,59	6	
	M5468-080-B27-06-08	8	80	27	50		8	6	0,82	6	
	M5468-080-B27-07-08	8	80	27	50		8	7	0,84	7	
	M5468-100-B32-07-08	8	100	32	50		8	7	1,43	7	
	M5468-125-B40-08-08	8	125	40	63		8	8	2,79	8	

Bodies and assembly parts are included in the scope of delivery

D2

WALTER SELECT Stability of machine, workpiece and clamping arrangement → Very good = ☺ → Good = 😐 → Moderate = ☹

New addition to the product range = ☺ 😐 ☹ / ★

www.isotool.se
Tel. 044 - 24 55 70

Assembly parts

	D_a [mm]	32	52–125
	Clamping screw for indexable insert Tightening torque	FS2281 (T20IP) 5 Nm	FS1495 (T20IP) 5 Nm

Accessories

	D_a [mm]	32	52–125
	Torque screwdriver, analogue	FS2003	
	Torque screwdriver, digital	FS2248	
	Interchangeable blade	FS2015 (T20IP)	
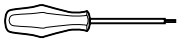	Screwdriver	FS1486 (T20IP)	

Indexable inserts

	Designation	Tolerance class	Number of cutting edges	d mm	P HC WHH15X	P HC WKP25S	P HC WKP35G	P HC WKP35S	P HC WPP35G	P HC WSP45G	M HC WSM35G	M HC WSM45X	M HC WSP45G	K HC WHH15X	K HC WKK25G	K HC WKP25S	K HC WKP35G	K HC WKP35S	K HC WPP35G	N HC WXN15	N HW WK10	S HC WSM35G	S HC WSM45X	S HC WSP45G	H HC WHH15X
	ROGX1605M08-G88	G	8	16																😊	😐				
	ROHX1605M08-A57	H	8	16	😊	😐	😟	😟						😊	😐	😐	😟	😟							😊
	ROMX1605M08-D57	M	8	16		😊	😐	😐	😐	😟	😐		😟		😐	😐	😟	😟	😟			😐		😟	
	ROMX1605M08-F67	M	8	16						😐	😐	😟	😐									😐	😟	😐	
	ROMX1605M0T8-A27	M	8	16		😐	😟	😟							😐	😐	😟	😟							

HC = beschichtetes Hartmetall
HW = unbeschichtetes Hartmetall

D2

WALTER SELECT Stability of machine, workpiece and clamping arrangement → Very good = 😊 → Good = 😐 → Moderate = 😟

😊 😐 😟 / ★ = New addition to the product range

www.isotool.se
Tel. 044 - 24 55 70

Round insert milling cutters

M5468 inch

RO . X1605M0

Xtra·tec® XT



– With indexing surfaces
– 8 cutting edges per indexable insert

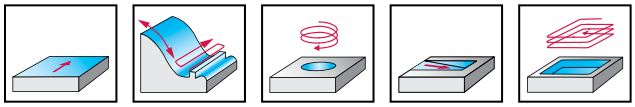

	P	M	K	N	S	H	O
M5468	●●	●●	●●	●●	●●	●●	●

Tool

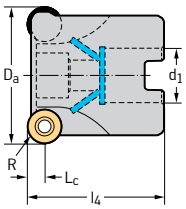

Shell mill mount DIN 138 transverse keyway

Designation	R inch	D_a inch	d_1 inch	l_4 inch	L_c inch	Z	lbs	No. of inserts	Type
M5468.064-B26-06-08	0,315	2,500	1,000	2,000	0,315	6	1,023	6	RO . X1605M0
M5468.076-B26-07-08	0,315	3,000	1,000	2,000	0,315	7	1,642	7	
M5468.102-B38-07-08	0,315	4,000	1,500	2,500	0,315	7	4,043	7	
M5468.127-B38-08-08	0,315	5,000	1,500	2,500	0,315	8	5,849	8	

Bodies and assembly parts are included in the scope of delivery

D 2

WALTER SELECT Stability of machine, workpiece and clamping arrangement → Very good = ☺ → Good = 😐 → Moderate = ☹

Assembly parts

	D_a [inch]	2,5–3	4–5
	Clamping screw for indexable insert Tightening torque	FS1495 (T20IP) 3,688 lbs	FS1495 (T20IP) 3,688 lbs
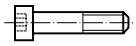	Clamping screw for arbour-mounted tools	FS1519	FS1583

Accessories

	D_a [inch]	2,5–5
	Torque screwdriver, analogue	FS2004
	Torque screwdriver, digital	FS2248
	Interchangeable blade	FS2015 (T20IP)
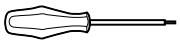	Screwdriver	FS1486 (T20IP)

Indexable inserts

	Designation	Tolerance class	Number of cutting edges	d inch	P HC WHH15X	P HC WKP25S	P HC WKP35G	P HC WKP35S	P HC WPP35G	P HC WSP45G	M HC WSM35G	M HC WSM45X	M HC WSP45G	K HC WHH15X	K HC WKK25G	K HC WKP25S	K HC WKP35G	K HC WKP35S	K HC WPP35G	N HC WXN15	N HW WK10	S HC WSM35G	S HC WSM45X	S HC WSP45G	H HC WHH15X
	ROGX1605M08-G88	G	8	0,630																😊	😐				
	ROHX1605M08-A57	H	8	0,630	😊	😐	☹	☹						😊	😐	😐	☹	☹							😊
	ROMX1605M08-D57	M	8	0,630		😊	😐	😐	😐	☹	😐		☹		😐	😐	☹	☹	☹			😐		☹	
	ROMX1605M08-F67	M	8	0,630						😐	😐	☹	😐									😐	☹	😐	
	ROMX1605M0T8-A27	M	8	0,630		😐	☹	☹							😐	😐	☹	☹							

HC = beschichtetes Hartmetall
HW = unbeschichtetes Hartmetall

D2

WALTER SELECT Stability of machine, workpiece and clamping arrangement → Very good = 😊 → Good = 😐 → Moderate = ☹

😊 😐 ☹ / ★ = New addition to the product range

www.isotool.se
Tel. 044 - 24 55 70

Round insert milling cutters

M5468 mm

RO . X2006M0

Xtra·tec® XT



– With indexing surfaces
– 8 cutting edges per indexable insert

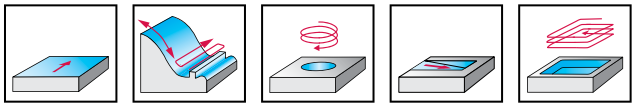

	P	M	K	N	S	H	O
M5468	●●	●●	●●	●●	●●	●●	●

Tool	Designation	R mm	D_a mm	d_1 mm	l_4 mm	l_1 mm	L_c mm	Z	kg	No. of inserts	Type
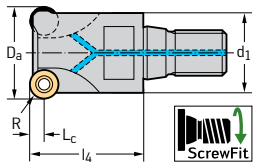 ScrewFit	M5468-040-T36-02-10	10	40	36	40		10	2	0,25	2	RO . X2006M0
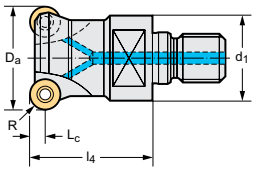 Cylindrical modular	M5468-040-TC16-02-10	10	40	28	40		10	2	0,15	2	RO . X2006M0
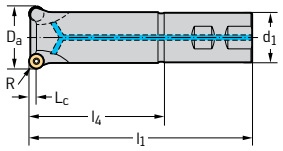 DIN 1835 B	M5468-040-W40-02-10	10	40	40	119	190	10	2	1,44	2	RO . X2006M0
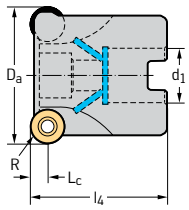 Shell mill mount DIN 138 transverse keyway	M5468-063-B22-04-10	10	63	22	50		10	4	0,5	4	RO . X2006M0
	M5468-063-B22-05-10	10	63	22	50		10	5	0,42	5	
	M5468-080-B27-05-10	10	80	27	50		10	5	0,96	5	
	M5468-080-B27-06-10	10	80	27	50		10	6	0,73	6	
	M5468-100-B32-06-10	10	100	32	50		10	6	1,43	6	
	M5468-100-B32-07-10	10	100	32	50		10	7	1,43	7	
	M5468-125-B40-07-10	10	125	40	63		10	7	2,89	7	
	M5468-125-B40-08-10	10	125	40	63		10	8	2,84	8	
	M5468-160-B40-08-10	10	160	40	63		10	8	2,67	8	
	M5468-160-B40-10-10	10	160	40	63		10	10	2,76	10	

Bodies and assembly parts are included in the scope of delivery

D 2

WALTER SELECT Stability of machine, workpiece and clamping arrangement → Very good = ☺ → Good = 😐 → Moderate = ☹

New addition to the product range = ☺ 😐 ☹ / ★

www.isotool.se
Tel. 044 - 24 55 70

Assembly parts

	D_a [mm]	40–160
	Clamping screw for indexable insert Tightening torque	FS2614 (T20IP) 5 Nm

Accessories

	D_a [mm]	40	63–125	160
	Torque screwdriver, analogue		FS2003	
	Torque screwdriver, digital		FS2248	
	Interchangeable blade		FS2015 (T20IP)	
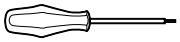	Screwdriver		FS1486 (T20IP)	
	Sealing disc set			FS936 SET KOMPLETT
	Gasket			O-R 96X4

Indexable inserts

	Designation	Tolerance class	Number of cutting edges	d mm	P HC WHH15X	P HC WKP25S	P HC WKP35G	P HC WKP35S	P HC WPP35G	P HC WSP45G	M HC WSM35G	M HC WSP45G	K HC WHH15X	K HC WKK25G	K HC WKP25S	K HC WKP35G	K HC WKP35S	K HC WPP35G	N HC WXN15	N HW WK10	S HC WSM35G	S HC WSP45G	H HC WHH15X
	ROGX2006M08-G88	G	8	20															☻	😐			
	ROHX2006M08-A57	H	8	20	☻	😐	😟	😟					☻	😐	😐	😟	😟						☻
	ROHX2006M08-D57	H	8	20				😐	😐								😟	😟					
	ROHX2006M0T8-A27	H	8	20				😟	😟								😟	😟					
	ROMX2006M08-D57	M	8	20		☻	😐	😐	😐	😟	😐	😟		😐	😐	😟	😟	😟			😐	😟	
	ROMX2006M0T8-A27	M	8	20		😐	😟	😟						😐	😐	😟	😟						

HC = beschichtetes Hartmetall
HW = unbeschichtetes Hartmetall

D2

WALTER SELECT Stability of machine, workpiece and clamping arrangement → Very good = ☻ → Good = 😐 → Moderate = 😟

☻ 😐 😟 / ★ = New addition to the product range

www.isotool.se
Tel. 044 - 24 55 70

Round insert milling cutters

M5468 inch

RO . X2006M0

Xtra·tec® XT



– With indexing surfaces
– 8 cutting edges per indexable insert

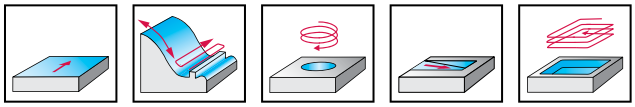



	P	M	K	N	S	H	O
M5468	●●	●●	●●	●●	●●	●●	●

Tool

Designation	R inch	D_a inch	d_1 inch	l_4 inch	L_c inch	Z	lbs	No. of inserts	Type
M5468.102-B38-06-10	0,394	4,000	1,500	2,500	0,394	6	3,812	6	RO . X2006M0

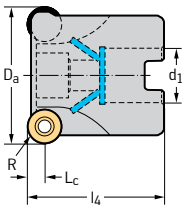

Shell mill mount DIN 138 transverse keyway

Bodies and assembly parts are included in the scope of delivery

D 2

WALTER SELECT Stability of machine, workpiece and clamping arrangement → Very good = ☺ → Good = 😐 → Moderate = ☹

www.isotool.se
Tel. 044 - 24 55 70

Assembly parts

	D_a [inch]	4
	Clamping screw for indexable insert Tightening torque	FS2614 (T20IP) 3,688 lbs

Accessories

	D_a [inch]	4
	Torque screwdriver, analogue	FS2004
	Torque screwdriver, digital	FS2248
	Interchangeable blade	FS2015 (T20IP)
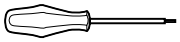	Screwdriver	FS1486 (T20IP)

Indexable inserts

	Designation	Tolerance class	Number of cutting edges	d inch	P HC WHH15X	P HC WKP25S	P HC WKP35G	P HC WKP35S	P HC WPP35G	P HC WSP45G	M HC WSM35G	M HC WSP45G	K HC WHH15X	K HC WKK25G	K HC WKP25S	K HC WKP35G	K HC WKP35S	K HC WPP35G	N HC WXN15	N HW WK10	S HC WSM35G	S HC WSP45G	H HC WHH15X
	ROGX2006M08-G88	G	8	0,787															☻	☹			
	ROHX2006M08-A57	H	8	0,787	☻	☹	☠	☠					☻	☹	☹	☠	☠						☻
	ROHX2006M08-D57	H	8	0,787				☹	☹								☠	☠					
	ROHX2006M0T8-A27	H	8	0,787				☠	☠								☠	☠					
	ROMX2006M08-D57	M	8	0,787		☻	☹	☹	☹	☠	☹	☠		☹	☹	☠	☠	☠			☹	☠	
	ROMX2006M0T8-A27	M	8	0,787		☹	☠	☠						☹	☹	☠	☠						

HC = beschichtetes Hartmetall
HW = unbeschichtetes Hartmetall

D2

WALTER SELECT Stability of machine, workpiece and clamping arrangement → Very good = ☻ → Good = ☹ → Moderate = ☠

☻ ☹ ☠ / ★ = New addition to the product range

www.isotool.se
Tel. 044 - 24 55 70







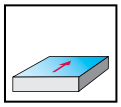

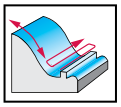

D2

www.isotool.se
Tel. 044 - 24 55 70

www.isotool.se
Tel. 044 - 24 55 70







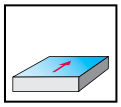

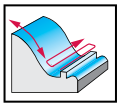

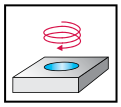

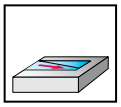

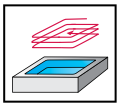

www.isotool.se
Tel. 044 - 24 55 70

www.isotool.se
Tel. 044 - 24 55 70







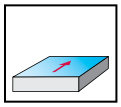

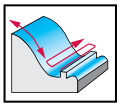

D2

www.isotool.se
Tel. 044 - 24 55 70

www.isotool.se
Tel. 044 - 24 55 70

Copy milling cutters with round inserts

F2334R mm



– Reinforced design
– 4 cutting edges per indexable insert, with indexing surfaces

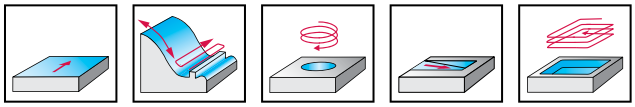

	P	M	K	N	S	H	O
F2334R	●●	●●	●●		●●		

Tool

Designation	R mm	D_a mm	d_1 mm	l_4 mm	l_1 mm	L_c mm	Z	kg	No. of inserts	Type
ScrewFit										
F2334R.T22.025.Z03.05	5	25	22	35		5	3	0,1	3	RO . X10T3M0
F2334R.T28.032.Z04.05	5	32	28	40		5	4	0,2	4	
★ F2334R.T28.035.Z05.05	5	35	28	35		5	5	0,17	5	
F2334R.T36.040.Z04.06	6	40	36	40		6	4	0,34	4	RO . X1204M0
Cylindrical modular										
★ F2334R.TC16.035.Z05.05	5	35	28	35		5	5	0,16	5	RO . X10T3M0
Cylindrical shank										
F2334R.Z32.032.Z04.05	5	32	32	70	131	5	4	0,66	4	RO . X10T3M0
Shell mill mount DIN 138 transverse keyway										
F2334R.B16.040.Z04.06	6	40	16	40		6	4	0,22	4	RO . X1204M0
F2334R.B16.040.Z05.05	5	40	16	40		5	5	0,23	5	RO . X10T3M0
F2334R.B16.040.Z05.06	6	40	16	40		6	5	0,21	5	RO . X1204M0
F2334R.B16.040.Z06.05	5	40	16	40		5	6	0,23	6	RO . X10T3M0
F2334R.B22.050.Z05.06	6	50	22	40		6	5	0,32	5	RO . X1204M0
F2334R.B22.050.Z06.06	6	50	22	40		6	6	0,35	6	
F2334R.B22.052.Z05.05	5	52	22	40		5	5	0,34	5	RO . X10T3M0
F2334R.B22.052.Z05.06	6	52	22	40		6	5	0,37	5	RO . X1204M0
F2334R.B22.052.Z06.05	5	52	22	40		5	6	0,35	6	RO . X10T3M0
F2334R.B22.052.Z06.06	6	52	22	40		6	6	0,38	6	RO . X1204M0
F2334R.B22.063.Z07.06	6	63	22	40		6	7	0,54	7	
F2334R.B27.066.Z06.06	6	66	27	50		6	6	0,59	6	

Bodies and assembly parts are included in the scope of delivery

WALTER SELECT Stability of machine, workpiece and clamping arrangement → Very good = ☺ → Good = 😐 → Moderate = ☹

www.isotool.se
Tel. 044 - 24 55 70

Assembly parts

	Type	RO . X10T3M0	RO . X1204M0
	Clamping screw for indexable insert Tightening torque	FS2181 (T15IP) 3 Nm	FS1453 (T15IP) 3,5 Nm

Accessories

	Type	RO . X10T3M0	RO . X1204M0
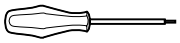	Screwdriver	FS1485 (T15IP)	
	Torque screwdriver, analogue	FS2003	
	Interchangeable blade	FS2014 (T15IP)	

Indexable inserts

	Designation	Tolerance class	Number of cutting edges	d mm	P HC WKP35G	P HC WKP35S	P HC WMP45G	P HC WPP35G	P HC WSP45G	M HC WMP45G	M HC WSM35G	M HC WSM45X	M HC WSP45G	K HC WKP35G	K HC WKP35S	K HC WPP35G	S HC WSM35G	S HC WSM45X	S HC WSP45G
	ROHX10T3M0-D57	H	4	10		☻		☹	☠		☻		☠		☠	☠	☻		☠
	ROHX10T3M0-D67	H	4	10					☻		☻		☻				☻		☻
	ROHX10T3M0-F67	H	4	10					☠		☻		☠				☻		☠
	ROMX10T3M0-D57	M	4	10	☻	☻	☠	☹	☠	☠	☻	☠	☠	☠	☠	☠	☻	☠	☠
	ROMX10T3M0-D67	M	8	10					☻		☻	☻	☻				☻	☻	☻
	ROMX10T3M0-F67	M	4	10			☠		☠	☠		☠	☠					☠	☠
	ROHX1204M0-D57	H	4	12	☻	☻		☹	☠		☻		☠	☠	☠	☠	☻		☠
	ROHX1204M0-D67	H	4	12	☻				☻		☻		☻	☻			☻		☻
	ROHX1204M0-F67	H	4	12	☻				☠		☻		☠	☠			☻		☠
	ROMX1204M0-D57	M	4	12	☻	☻	☠	☹	☠	☠	☻	☠	☠	☠	☠	☠	☻	☠	☠
	ROMX1204M0-D67	M	4	12			☻		☻	☻		☻	☻					☻	☻
	ROMX1204M0-F67	M	4	12			☠		☠	☠		☠	☠					☠	☠
	ROHX1204M0T-A27	H	4	12	☠	☠		☹						☠	☠	☠			

HC = beschichtetes Hartmetall

D2

WALTER SELECT Stability of machine, workpiece and clamping arrangement → Very good = ☺ → Good = ☻ → Moderate = ☠

☹ ☻ ☠ / ★ = New addition to the product range

www.isotool.se
Tel. 044 - 24 55 70

Copy milling cutters with round inserts

F2334R mm



– Reinforced design
– 4 cutting edges per indexable insert, with indexing surfaces

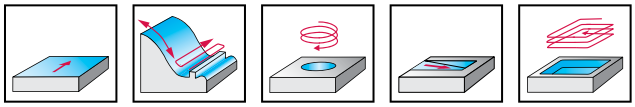



	P	M	K	N	S	H	O
F2334R	●●	●●	●●		●●		

Tool

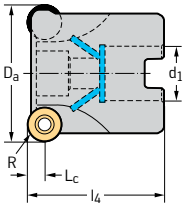

Shell mill mount DIN 138 transverse keyway

Designation	R mm	D_a mm	d_1 mm	l_4 mm	l_1 mm	L_c mm	Z	kg	No. of inserts	Type
F2334R.B27.066.Z07.06	6	66	27	50		6	7	0,6	7	RO . X1204M0
F2334R.B27.080.Z07.06	6	80	27	50		6	7	0,9	7	
F2334R.B27.080.Z09.06	6	80	27	50		6	9	0,97	9	

Bodies and assembly parts are included in the scope of delivery

D2

WALTER SELECT Stability of machine, workpiece and clamping arrangement → Very good = ☺ → Good = 😐 → Moderate = ☹

New addition to the product range = ☺ 😐 ☹ / ★

www.isotool.se
Tel. 044 - 24 55 70

Assembly parts

	Type	RO . X10T3M0	RO . X1204M0
	Clamping screw for indexable insert Tightening torque	FS2181 (T15IP) 3 Nm	FS1453 (T15IP) 3,5 Nm

Accessories

	Type	RO . X10T3M0	RO . X1204M0
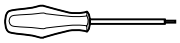	Screwdriver	FS1485 (T15IP)	
	Torque screwdriver, analogue	FS2003	
	Interchangeable blade	FS2014 (T15IP)	

Indexable inserts

	Designation	Tolerance class	Number of cutting edges	d mm	P HC WKP35G	P HC WKP35S	P HC WMP45G	P HC WPP35G	P HC WSP45G	M HC WMP45G	M HC WSM35G	M HC WSM45X	M HC WSP45G	K HC WKP35G	K HC WKP35S	K HC WPP35G	S HC WSM35G	S HC WSM45X	S HC WSP45G
	ROHX10T3M0-D57	H	4	10		☻		☹	☠		☻		☠		☠	☠	☻		☠
	ROHX10T3M0-D67	H	4	10					☻		☻		☻				☻		☻
	ROHX10T3M0-F67	H	4	10					☠		☻		☠				☻		☠
	ROMX10T3M0-D57	M	4	10	☻	☻	☠	☹	☠	☠	☻	☠	☠	☠	☠	☠	☻	☠	☠
	ROMX10T3M0-D67	M	8	10					☻		☻	☻	☻				☻	☻	☻
	ROMX10T3M0-F67	M	4	10			☠		☠	☠		☠	☠					☠	☠
	ROHX1204M0-D57	H	4	12	☻	☻		☹	☠		☻		☠	☠	☠	☠	☻		☠
	ROHX1204M0-D67	H	4	12	☻				☻		☻		☻	☻			☻		☻
	ROHX1204M0-F67	H	4	12	☻				☠		☻		☠	☠			☻		☠
	ROMX1204M0-D57	M	4	12	☻	☻	☠	☹	☠	☠	☻	☠	☠	☠	☠	☠	☻	☠	☠
	ROMX1204M0-D67	M	4	12			☻		☻	☻		☻	☻					☻	☻
	ROMX1204M0-F67	M	4	12			☠		☠	☠		☠	☠					☠	☠
	ROHX1204M0T-A27	H	4	12	☠	☠		☹						☠	☠	☠			

HC = beschichtetes Hartmetall

D2

WALTER SELECT Stability of machine, workpiece and clamping arrangement → Very good = ☻ → Good = ☻ → Moderate = ☠

☹ ☻ ☠ / ★ = New addition to the product range

www.isotool.se
Tel. 044 - 24 55 70

Copy milling cutters with round inserts

F2334R inch



– Reinforced design
– 4 cutting edges per indexable insert, with indexing surfaces

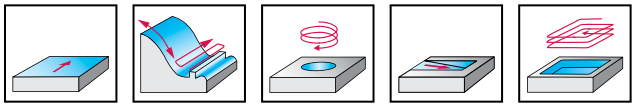

	P	M	K	N	S	H	O
F2334R	●●	●●	●●		●●		

Tool

Designation	R inch	D_a inch	d_1 inch	l_4 inch	l_1 inch	L_c inch	Z	lbs	No. of inserts	Type
ScrewFit										
F2334R.UT28.031.Z04.05	0,197	1,250	1,102	1,575		0,197	4	0,432	4	RO . X10T3M0
Cylindrical shank										
F2334R.UZ31.031.Z04.05	0,197	1,250	1,250	2,750	5,125	0,197	4	1,422	4	RO . X10T3M0
Shell mill mount DIN 138 transverse keyway										
F2334R.UB13.038.Z04.06	0,236	1,500	0,500	1,500		0,236	4	0,375	4	RO . X1204M0
F2334R.UB19.051.Z05.06	0,236	2,000	0,750	1,500		0,236	5	0,758	5	
F2334R.UB19.051.Z06.05	0,197	2,000	0,750	1,500		0,197	6	0,686	6	RO . X10T3M0
F2334R.UB19.051.Z06.06	0,236	2,000	0,750	1,500		0,236	6	0,717	6	RO . X1204M0
F2334R.UB26.064.Z07.06	0,236	2,500	1,000	1,750		0,236	7	1,488	7	

Bodies and assembly parts are included in the scope of delivery

D2

WALTER SELECT Stability of machine, workpiece and clamping arrangement → Very good = ☺ → Good = 😐 → Moderate = ☹

New addition to the product range = ☺ 😐 ☹ / ★

www.isotool.se
Tel. 044 - 24 55 70

Assembly parts

	Type	RO . X10T3M0	RO . X1204M0
	Clamping screw for indexable insert Tightening torque	FS2119 (T15IP) 2,213 lbs	FS1453 (T15IP) 2,581 lbs
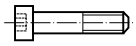	Clamping screw for arbour-mounted tools		FS1522

Accessories

	Type	RO . X10T3M0	RO . X1204M0
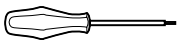	Screwdriver	FS1485 (T15IP)	
	Torque screwdriver, analogue	FS2004	
	Interchangeable blade	FS2014 (T15IP)	

Indexable inserts

	Designation	Tolerance class	Number of cutting edges	d inch	P HC WKP35G	P HC WKP35S	P HC WMP45G	P HC WPP35G	P HC WSP45G	M HC WMP45G	M HC WSM35G	M HC WSM45X	M HC WSP45G	K HC WKP35G	K HC WKP35S	K HC WPP35G	S HC WSM35G	S HC WSM45X	S HC WSP45G
	ROHX10T3M0-D57	H	4	0,394		☺		☹	☹		☺		☹		☹	☹	☺		☹
	ROHX10T3M0-D67	H	4	0,394					☺		☺		☺				☺		☺
	ROHX10T3M0-F67	H	4	0,394					☹		☺		☹				☺		☹
	ROMX10T3M0-D57	M	4	0,394	☺	☺	☹	☹	☹	☹	☺	☹	☹	☹	☹	☹	☺	☹	☹
	ROMX10T3M0-D67	M	8	0,394					☺		☺	☺	☺				☺	☺	☺
	ROMX10T3M0-F67	M	4	0,394			☹		☹	☹		☹	☹					☹	☹
	ROHX1204M0-D57	H	4	0,472	☺	☺		☹	☹		☺		☹	☹	☹	☹	☺		☹
	ROHX1204M0-D67	H	4	0,472	☺				☺		☺		☺	☺			☺		☺
	ROHX1204M0-F67	H	4	0,472	☺				☹		☺		☹	☹			☺		☹
	ROHX1204M0T-A27	H	4	0,472	☹	☹		☹						☹	☹	☹			
	ROMX1204M0-D57	M	4	0,472	☺	☺	☹	☹	☹	☹	☺	☹	☹	☹	☹	☹	☺	☹	☹
	ROMX1204M0-D67	M	4	0,472			☺		☺	☺		☺	☺				☺	☺	☺
	ROMX1204M0-F67	M	4	0,472			☹		☹	☹		☹	☹					☹	☹

HC = beschichtetes Hartmetall

D2

WALTER SELECT Stability of machine, workpiece and clamping arrangement → Very good = ☺ → Good = 😐 → Moderate = ☹

☺ 😐 ☹ / ★ = New addition to the product range

www.isotool.se
Tel. 044 - 24 55 70

Copy milling cutters with round inserts

F2010 mm

RO . X1605M8





– Adjustable runout
– 8 cutting edges per indexable insert, with indexing surfaces

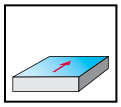

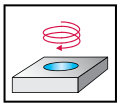



	P	M	K	N	S	H	O
F2010	●●	●●	●●	●●	●●	●●	●

Tool	Designation	D_c mm	D_a mm	d_1 mm	l_4 mm	L_c mm	Z	kg	No. of inserts	Type
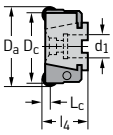 Shell mill mount DIN 138 transverse keyway	F2010.B.080.Z06.08.R770M	67	83	27	52	8	6	1,29	6	RO . X1605M8
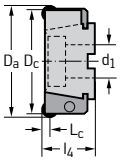 Shell mill mount DIN 138 transverse keyway	F2010.B.100.Z07.08.R770M	87	103	32	52	8	7	1,84	7	RO . X1605M8
	F2010.B.125.Z08.08.R770M	112	128	40	65	8	8	3,56	8	
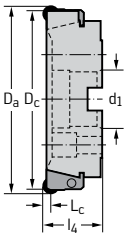 Shell mill mount DIN 138 transverse keyway	F2010.B.160.Z10.08.R770M	147	163	40	65	8	10	5,6	10	RO . X1605M8
	F2010.B.200.Z12.08.R770M	187	203	60	65	8	12	8,71	12	
	F2010.B.250.Z12.08.R770M	237	253	60	65	8	12	16,2	12	
	F2010.B.250.Z16.08.R770M	237	253	60	65	8	16	16,3	16	
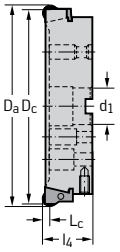 Shell mill mount DIN 138 transverse keyway	F2010.B.315.Z14.08.R770M	302	318	60	82	8	14	35	14	RO . X1605M8
	F2010.B.315.Z18.08.R770M	302	318	60	82	8	18	23	18	

Bodies and assembly parts are included in the scope of delivery

D2

WALTER SELECT Stability of machine, workpiece and clamping arrangement → Very good = ☺ → Good = 😐 → Moderate = ☹

Assembly parts

	D_c [mm]	67–302
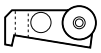	Cartridge for tool body	FR770M
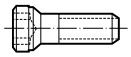	Clamping screw for cartridge Tightening torque	FS247 (SW 4) 8 Nm
	Clamping screw for indexable insert Tightening torque	FS1495 (T20IP) 5 Nm
	Adjusting pin	FS303 (T20)

Accessories

	D_c [mm]	67–302
	Torque screwdriver, analogue	FS2003
	Torque screwdriver, digital	FS2248
	Interchangeable blade for insert screw	FS2015 (T20IP)
	Torque T-handle	FS2041
	Interchangeable blade for cartridge	FS2051 (SW 4)
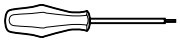	Screwdriver for indexable insert	FS1486 (T20IP)
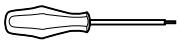	Screwdriver for adjusting pin	FS228 (T20)
	ISO 2936 key for cartridge	ISO2936-4 (SW 4)

Indexable inserts

	Designation	Tolerance class	Number of cutting edges	d mm	P HC WHH15X	P HC WKP25S	P HC WKP35G	P HC WKP35S	P HC WPP35G	P HC WSP45G	M HC WSM35G	M HC WSM45X	M HC WSP45G	K HC WHH15X	K HC WKK25G	K HC WKP25S	K HC WKP35G	K HC WKP35S	K HC WPP35G	N HC WXN15	N HW WK10	S HC WSM35G	S HC WSM45X	S HC WSP45G	H HC WHH15X
	ROGX1605M08-G88	G	8	16																☺	☹				
	ROHX1605M08-A57	H	8	16	☺	☹	☹	☹					☺	☹	☹	☹	☹								☺
	ROMX1605M08-D57	M	8	16		☺	☹	☹	☹	☹	☹		☹		☹	☹	☹	☹	☹			☹		☹	
	ROMX1605M08-F67	M	8	16						☹	☹	☹	☹									☹	☹	☹	
	ROMX1605M0T8-A27	M	8	16		☺	☹	☹							☹	☹	☹	☹							

HC = beschichtetes Hartmetall
HW = unbeschichtetes Hartmetall

D2

WALTER SELECT Stability of machine, workpiece and clamping arrangement → Very good = ☺ → Good = ☹ → Moderate = ☹

☺ ☹ ☹ / ★ = New addition to the product range

www.isotool.se
Tel. 044 - 24 55 70

Copy milling cutters with round inserts

F2010 inch

RO . X1605M8





– Adjustable runout
– 8 cutting edges per indexable insert, with indexing surfaces

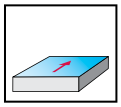

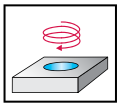



	P	M	K	N	S	H	O
F2010	●●	●●	●●	●●	●●	●●	●

Tool	Designation	D_c inch	D_a inch	d_1 inch	l_4 inch	L_c inch	Z	lbs	No. of inserts	Type
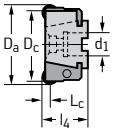 Shell mill mount DIN 138 transverse keyway	F2010.UB.076.Z06.08R770M	2,488	3,118	1,000	2,038	0,315	6	2,513	6	RO . X1605M8
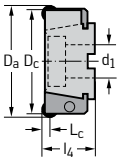 Shell mill mount DIN 138 transverse keyway	F2010.UB.102.Z07.08R770M	3,488	4,118	1,250	2,083	0,315	7	5,732	7	RO . X1605M8
	F2010.UB.127.Z08.08R770M	4,488	5,118	1,500	2,580	0,315	8	7,496	8	
	F2010.UB.152.Z10.08R770M	5,488	6,079	1,500	2,580	0,315	10	13,095	10	
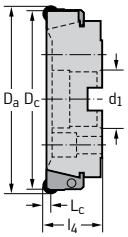 Shell mill mount DIN 138 transverse keyway	F2010.UB.203.Z12.08R770M	7,488	8,118	2,500	2,580	0,315	12	23,942	12	RO . X1605M8
	F2010.UB.254.Z12.08R770M	9,488	10,118	2,500	2,580	0,315	12	40,345	12	
	F2010.UB.254.Z16.08R770M	9,488	10,118	2,500	2,580	0,315	16	39,066	16	
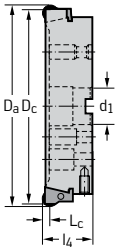 Shell mill mount DIN 138 transverse keyway	F2010.UB.305.Z18.08R770M	11,488	12,118	2,500	2,580	0,315	18	48,81	18	RO . X1605M8

Bodies and assembly parts are included in the scope of delivery

D 2

WALTER SELECT Stability of machine, workpiece and clamping arrangement → Very good = ☺ → Good = 😐 → Moderate = ☹

New addition to the product range = ☺ 😐 ☹ / ★

www.isotool.se
Tel. 044 - 24 55 70

Assembly parts

	D_c [inch]	2,488	3,488	4,488–5,488	7,488–11,488
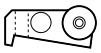	Cartridge for tool body	FR770M	FR770M	FR770M	FR770M
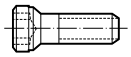	Clamping screw for cartridge Tightening torque	FS247 (SW 4) 5,9 lbs	FS247 (SW 4) 5,9 lbs	FS247 (SW 4) 5,9 lbs	FS247 (SW 4) 5,9 lbs
	Clamping screw for indexable insert Tightening torque	FS1495 (T20IP) 3,688 lbs	FS1495 (T20IP) 3,688 lbs	FS1495 (T20IP) 3,688 lbs	FS1495 (T20IP) 3,688 lbs
	Adjusting pin	FS303 (T20)	FS303 (T20)	FS303 (T20)	FS303 (T20)
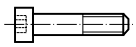	Clamping screw for arbour-mounted tools	FS1519	FS1565	FS1566	

Accessories

	D_c [inch]	2,488–11,488
	Torque screwdriver, analogue	FS2004
	Torque screwdriver, digital	FS2248
	Interchangeable blade for insert screw	FS2015 (T20IP)
	Torque T-handle	FS2042
	Interchangeable blade for cartridge	FS2051 (SW 4)
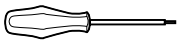	Screwdriver for indexable insert	FS1486 (T20IP)
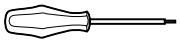	Screwdriver for adjusting pin	FS228 (T20)
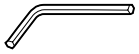	ISO 2936 key for cartridge	ISO2936-4 (SW 4)

Indexable inserts

	Designation	Tolerance class	Number of cutting edges	d inch	P HC WHH15X	P HC WKP25S	P HC WKP35G	P HC WKP35S	P HC WPP35G	P HC WSP45G	M HC WSM35G	M HC WSM45X	M HC WSP45G	K HC WHH15X	K HC WKK25G	K HC WKP25S	K HC WKP35G	K HC WKP35S	K HC WPP35G	N HC WXN15	N HW WK10	S HC WSM35G	S HC WSM45X	S HC WSP45G	H HC WHH15X
	ROGX1605M08-G88	G	8	0,630																					
	ROHX1605M08-A57	H	8	0,630	☺	😐	☹	☹						☺	😐	😐	☹	☹							☺
	ROMX1605M08-D57	M	8	0,630		☺	😐	😐	😐	☹	😐		☹		😐	😐	☹	☹	☹			😐		☹	
	ROMX1605M08-F67	M	8	0,630						😐	😐	☹	😐									😐	☹	😐	
	ROMX1605M0T8-A27	M	8	0,630		😐	☹	☹							😐	😐	☹	☹							

HC = beschichtetes Hartmetall
HW = unbeschichtetes Hartmetall

D2

WALTER SELECT Stability of machine, workpiece and clamping arrangement → Very good = ☺ → Good = 😐 → Moderate = ☹

☺ 😐 ☹ / ★ = New addition to the product range

www.isotool.se
Tel. 044 - 24 55 70

Copy milling cutters with round inserts

F2010 mm

RO . X1204M8





– Adjustable runout
– 8 cutting edges per indexable insert, with indexing surfaces

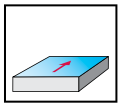

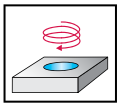



	P	M	K	N	S	H	O
F2010	●●	●●	●●	●●	●●	●●	●

Tool	Designation	D_c mm	D_a mm	d_1 mm	l_4 mm	L_c mm	Z	kg	No. of inserts	Type
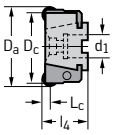 Shell mill mount DIN 138 transverse keyway	F2010.B.080.Z06.06.R771M	71	83	27	52	6	6	1,29	6	RO . X1204M8
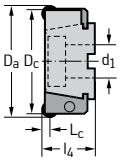 Shell mill mount DIN 138 transverse keyway	F2010.B.100.Z07.06.R771M	91	103	32	52	6	7	1,84	7	RO . X1204M8
	F2010.B.125.Z08.06.R771M	116	128	40	65	6	8	3,56	8	
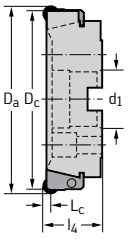 Shell mill mount DIN 138 transverse keyway	F2010.B.160.Z10.06.R771M	151	163	40	65	6	10	5,6	10	RO . X1204M8
	F2010.B.200.Z12.06.R771M	191	203	60	65	6	12	8,71	12	
	F2010.B.250.Z12.06.R771M	241	253	60	65	6	12	16,2	12	
	F2010.B.250.Z16.06.R771M	241	253	60	65	6	16	16,3	16	
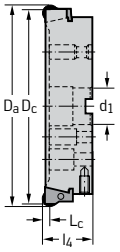 Shell mill mount DIN 138 transverse keyway	F2010.B.315.Z14.06.R771M	306	318	60	82	6	14	35	14	RO . X1204M8
	F2010.B.315.Z18.06.R771M	306	318	60	82	6	18	23	18	

Bodies and assembly parts are included in the scope of delivery

D2

WALTER SELECT Stability of machine, workpiece and clamping arrangement → Very good = ☺ → Good = 😐 → Moderate = ☹

New addition to the product range = ☺ 😐 ☹ / ★

www.isotool.se
Tel. 044 - 24 55 70

Assembly parts

	D_c [mm]	71–306
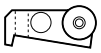	Cartridge for tool body	FR771M
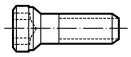	Clamping screw for cartridge Tightening torque	FS247 (SW 4) 8 Nm
	Clamping screw for indexable insert Tightening torque	FS1453 (T15IP) 3,5 Nm
	Adjusting pin	FS303 (T20)

Accessories

	D_c [mm]	71–306
	Torque screwdriver, analogue	FS2003
	Torque screwdriver, digital	FS2248
	Interchangeable blade for insert screw	FS2014 (T15IP)
	Torque T-handle	FS2041
	Interchangeable blade for cartridge	FS2051 (SW 4)
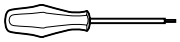	Screwdriver for indexable insert	FS1485 (T15IP)
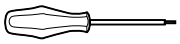	Screwdriver for adjusting pin	FS228 (T20)
	ISO 2936 key for cartridge	ISO2936-4 (SW 4)

Indexable inserts

	Designation	Tolerance class	Number of cutting edges	d mm	P HC WHH15X	P HC WKP25S	P HC WKP35G	P HC WKP35S	P HC WPP35G	P HC WSP45G	M HC WSM35G	M HC WSM45X	M HC WSP45G	K HC WHH15X	K HC WKK25G	K HC WKP25S	K HC WKP35G	K HC WKP35S	K HC WPP35G	N HC WXN15	N HW WK10	S HC WSM35G	S HC WSM45X	S HC WSP45G	H HC WHH15X
	ROGX1204M08-G88	G	8	12																☺	😐				
	ROHX1204M08-A57	H	8	12	☺	😐	☹	☹						☺	😐	😐	☹	☹							☺
	ROMX1204M08-D57	M	8	12		☺	😐	😐	😐	☹	😐		☹		😐	😐	☹	☹	☹			😐		☹	
	ROMX1204M08-F67	M	8	12						☹	😐	☹	☹									😐	☹	☹	
	ROMX1204M0T8-A27	M	8	12		☺	☹	☹							😐	😐	☹	☹							

HC = beschichtetes Hartmetall
HW = unbeschichtetes Hartmetall

D2

WALTER SELECT Stability of machine, workpiece and clamping arrangement → Very good = ☺ → Good = 😐 → Moderate = ☹

☺ 😐 ☹ / ★ = New addition to the product range

www.isotool.se
Tel. 044 - 24 55 70

Copy milling cutters with round inserts

F2010 inch

RO . X1204M8





– Adjustable runout
– 8 cutting edges per indexable insert, with indexing surfaces

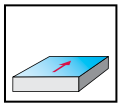

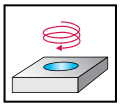



	P	M	K	N	S	H	O
F2010	●●	●●	●●	●●	●●	●●	●

Tool	Designation	D_c inch	D_a inch	d_1 inch	l_4 inch	L_c inch	Z	lbs	No. of inserts	Type
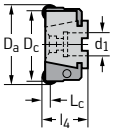 Shell mill mount DIN 138 transverse keyway	F2010.UB.076.Z06.06R771M	3,646	4,118	1,000	2,038	0,236	6	2,513	6	RO . X1204M8
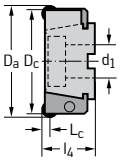 Shell mill mount DIN 138 transverse keyway	F2010.UB.102.Z07.06R771M	2,650	3,122	1,250	2,083	0,236	7	5,732	7	RO . X1204M8
	F2010.UB.127.Z08.06R771M	4,724	5,197	1,500	2,580	0,236	8	8,378	8	
	F2010.UB.152.Z10.06R771M	5,646	6,118	1,500	2,580	0,236	10	13,095	10	
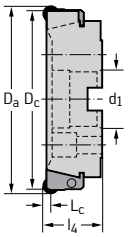 Shell mill mount DIN 138 transverse keyway	F2010.UB.203.Z12.06R771M	7,646	8,118	2,500	2,580	0,236	12	23,942	12	RO . X1204M8
	F2010.UB.254.Z12.06R771M	9,646	10,118	2,500	2,580	0,236	12	40,345	12	
	F2010.UB.254.Z16.06R771M	9,646	10,118	2,500	2,580	0,236	16	39,066	16	
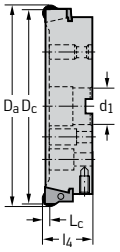 Shell mill mount DIN 138 transverse keyway	F2010.UB.305.Z18.06R771M	11,646	12,118	2,500	2,580	0,236	18	48,81	18	RO . X1204M8

Bodies and assembly parts are included in the scope of delivery

D 2

WALTER SELECT Stability of machine, workpiece and clamping arrangement → Very good = ☺ → Good = 😐 → Moderate = ☹

New addition to the product range = ☺ 😐 ☹ / ★

www.isotool.se
Tel. 044 - 24 55 70

Assembly parts

	D_c [inch]	2,65	3,646	4,724–5,646	7,646–11,646
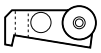	Cartridge for tool body	FR771M	FR771M	FR771M	FR771M
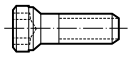	Clamping screw for cartridge Tightening torque	FS247 (SW 4) 5,9 lbs	FS247 (SW 4) 5,9 lbs	FS247 (SW 4) 5,9 lbs	FS247 (SW 4) 5,9 lbs
	Clamping screw for indexable insert Tightening torque	FS1453 (T15IP) 2,581 lbs	FS1453 (T15IP) 2,581 lbs	FS1453 (T15IP) 2,581 lbs	FS1453 (T15IP) 2,581 lbs
	Adjusting pin	FS303 (T20)	FS303 (T20)	FS303 (T20)	FS303 (T20)
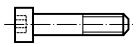	Clamping screw for arbour-mounted tools	FS1565	FS1519	FS1566	

Accessories

	D_c [inch]	2,65–11,646
	Torque screwdriver, analogue	FS2004
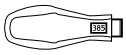	Torque screwdriver, digital	FS2248
	Interchangeable blade for insert screw	FS2014 (T15IP)
	Torque T-handle	FS2042
	Interchangeable blade for cartridge	FS2051 (SW 4)
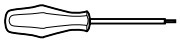	Screwdriver for indexable insert	FS1485 (T15IP)
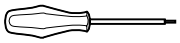	Screwdriver for adjusting pin	FS228 (T20)
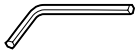	ISO 2936 key for cartridge	ISO2936-4 (SW 4)

Indexable inserts

	Designation	Tolerance class	Number of cutting edges	d inch	P HC WHH15X	P HC WKP25S	P HC WKP35G	P HC WKP35S	P HC WPP35G	P HC WSP45G	M HC WSM35G	M HC WSM45X	M HC WSP45G	K HC WHH15X	K HC WKK25G	K HC WKP25S	K HC WKP35G	K HC WKP35S	K HC WPP35G	N HC WXN15	N HW WK10	S HC WSM35G	S HC WSM45X	S HC WSP45G	H HC WHH15X
	ROGX1204M08-G88	G	8	0,472																					
	ROHX1204M08-A57	H	8	0,472	☺	😐	☹	☹						☺	😐	😐	☹	☹							☺
	ROMX1204M08-D57	M	8	0,472		☺	😐	😐	😐	☹	😐		☹		😐	😐	☹	☹	☹			😐		☹	
	ROMX1204M08-F67	M	8	0,472						☹	😐	☹	☹									😐	☹	☹	
	ROMX1204M0T8-A27	M	8	0,472		😐	☹	☹							😐	😐	☹	☹							

HC = beschichtetes Hartmetall
HW = unbeschichtetes Hartmetall

D2

WALTER SELECT Stability of machine, workpiece and clamping arrangement → Very good = ☺ → Good = 😐 → Moderate = ☹

☺ 😐 ☹ / ★ = New addition to the product range

www.isotool.se
Tel. 044 - 24 55 70

Copy milling cutters with round inserts

F2010 mm

RO . X1605M0



– Adjustable runout
– 6 cutting edges per indexable insert, with indexing surfaces

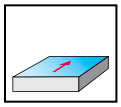

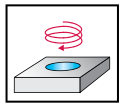

	P	M	K	N	S	H	O
F2010	●●	●●	●●		●●	●	

Tool	Designation	D_c mm	D_a mm	d_1 mm	l_4 mm	L_c mm	Z	kg	No. of inserts	Type
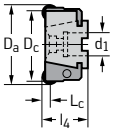 Shell mill mount DIN 138 transverse keyway	F2010.B.080.Z06.08.R723M	67,3	83,3	27	52	8	6	1,29	6	RO . X1605M0
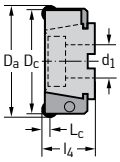 Shell mill mount DIN 138 transverse keyway	F2010.B.100.Z07.08.R723M	87,3	103,3	32	52	8	7	1,84	7	RO . X1605M0
	F2010.B.125.Z08.08.R723M	112,3	128,3	40	65	8	8	3,56	8	
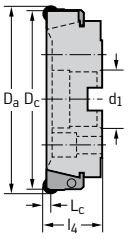 Shell mill mount DIN 138 transverse keyway	F2010.B.160.Z10.08.R723M	147,3	163,3	40	65	8	10	5,6	10	RO . X1605M0
	F2010.B.200.Z12.08.R723M	187,3	203,3	60	65	8	12	8,71	12	
	F2010.B.250.Z12.08.R723M	237,3	253,3	60	65	8	12	16,2	12	
	F2010.B.250.Z16.08.R723M	237,3	253,3	60	65	8	16	16,3	16	
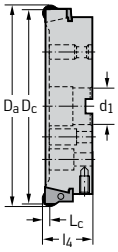 Shell mill mount DIN 138 transverse keyway	F2010.B.315.Z14.08.R723M	302,3	318,3	60	82	8	14	35	14	RO . X1605M0
	F2010.B.315.Z18.08.R723M	302,3	318,3	60	82	8	18	23	18	

Bodies and assembly parts are included in the scope of delivery

D2

WALTER SELECT Stability of machine, workpiece and clamping arrangement → Very good = ☺ → Good = 😐 → Moderate = ☹

Assembly parts

	D_c [mm]	67,3–302,3
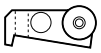	Cartridge for tool body	FR723M
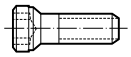	Clamping screw for cartridge Tightening torque	FS247 (SW 4) 8 Nm
	Clamping screw for indexable insert Tightening torque	FS1030 (T20) 5 Nm
	Adjusting pin	FS303 (T20)

Accessories

	D_c [mm]	67,3–302,3
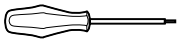	Screwdriver for adjusting pin	FS228 (T20)
	ISO 2936 key for cartridge	ISO2936-4 (SW 4)
	Torque T-handle	FS2041
	Interchangeable blade	FS2051 (SW 4)
	Interchangeable blade	FS2044 (T20)

Indexable inserts

	Designation	Tolerance class	Number of cutting edges	d mm	P HC WKP35G	P HC WKP35S	P HC WPP35G	P HC WSP45G	M HC WSM35G	M HC WSP45G	K HC WKP35G	K HC WKP35S	K HC WPP35G	S HC WSM35G	S HC WSP45G
	ROHX1605M0-D57	H	6	16		☻	☻	☹		☹		☹	☹		☹
	ROHX1605M0-D67	H	6	16				☻		☻					☻
	ROHX1605M0T-A27	H	6	16	☹	☹	☹				☹	☹	☹		
	ROMX1605M0-D57	M	6	16	☻	☻	☻	☹	☻	☹	☹	☹	☹	☻	☹

HC = beschichtetes Hartmetall

D2

WALTER SELECT Stability of machine, workpiece and clamping arrangement → Very good = ☺ → Good = 😐 → Moderate = ☹

☻ 😐 ☹ / ★ = New addition to the product range

www.isotool.se
Tel. 044 - 24 55 70

Profile milling cutters

M5460 mm

Xtra·tec® XT



– Steel shank
– Length dimensions related to metric cutting diameters

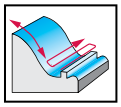

	P	M	K	N	S	H	O
M5460	●●	●●	●●		●●	●●	●

Tool

Designation	D_c mm	R mm	d_1 mm	l_3 mm	l_4 mm	l_1 mm	Z	kg	No. of inserts	Type
ScrewFit										
M5460-008-T09-02-04	8	4	9,7		20		2	0,01	1	P320 . -D08
M5460-010-T09-02-05	10	5	9,7		25		2	0,02	1	P320 . -D10
M5460-012-T09-02-06	12	6	9,7		25		2	0,02	1	P320 . -D12
M5460-012-T14-02-06	12	6	14,5		25		2	0,02	1	
M5460-016-T14-02-08	16	8	14,5		25		2	0,03	1	P320 . -D16
M5460-020-T18-02-10	20	10	18,5		30		2	0,05	1	P320 . -D20
M5460-025-T22-02-12	25	12,5	22		35		2	0,08	1	P320 . -D25
M5460-030-T28-02-15	30	15	28		40		2	0,15	1	P320 . -D30
M5460-032-T28-02-16	32	16	28		40		2	0,15	1	P320 . -D32
Cylindrical modular										
M5460-008-TC06-02-04	8	4	9,7		20		2	0,01	1	P320 . -D08
M5460-010-TC06-02-05	10	5	9,7		25		2	0,01	1	P320 . -D10
M5460-012-TC06-02-06	12	6	9,7		25		2	0,01	1	P320 . -D12
M5460-016-TC08-02-08	16	8	14,5		25		2	0,02	1	P320 . -D16
M5460-020-TC10-02-10	20	10	18,5		30		2	0,05	1	P320 . -D20
M5460-025-TC12-02-12	25	12,5	22		35		2	0,08	1	P320 . -D25
M5460-030-TC16-02-15	30	15	28		40		2	0,14	1	P320 . -D30
M5460-032-TC16-02-16	32	16	28		40		2	0,14	1	P320 . -D32
DIN 1835 B										
M5460-008-W12-02-04	8	4	12	11	50	140	2	0,1	1	P320 . -D08
M5460-010-W12-02-05	10	5	12	15	35	150	2	0,11	1	P320 . -D10
M5460-012-W16-02-06	12	6	16	20	58,5	160	2	0,2	1	P320 . -D12
M5460-016-W20-02-08	16	8	20	26	65	175	2	0,34	1	P320 . -D16
M5460-020-W25-02-10	20	10	25	18	76	190	2	0,57	1	P320 . -D20
M5460-025-W32-02-12	25	12,5	32	31	98	210	2	1,01	1	P320 . -D25
Cylindrical shank										
M5460-008-A10-02-04	8	4	10		25	110	2	0,05	1	P320 . -D08
M5460-010-A12-02-05	10	5	12		30	130	2	0,1	1	P320 . -D10
M5460-012-A12-02-06	12	6	12		32	130	2	0,09	1	P320 . -D12
M5460-016-A16-02-08	16	8	16		36	140	2	0,2	1	P320 . -D16
M5460-020-A20-02-10	20	10	20		45	160	2	0,32	1	P320 . -D20
M5460-025-A25-02-12	25	12,5	25		45	160	2	0,42	1	P320 . -D25
M5460-030-A32-02-15	30	15	32		56	175	2	0,89	1	P320 . -D30
M5460-032-A32-02-16	32	16	32		56	175	2	0,9	1	P320 . -D32

Bodies and assembly parts are included in the scope of delivery

D 2

WALTER SELECT Stability of machine, workpiece and clamping arrangement → Very good = ☺ → Good = 😐 → Moderate = ☹

New addition to the product range = ☺ 😐 ☹ / ★

www.isotool.se
Tel. 044 - 24 55 70

Assembly parts

	D_c [mm]	8	10	12	16	20	25	30–32
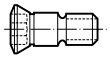	Clamping screw for indexable insert Tightening torque	FS2070 (T8IP) 2 Nm	FS2071 (T15IP) 4 Nm	FS2072 (T20IP) 5 Nm	FS2073 (T20IP) 5 Nm	FS2074 (T20IP) 5 Nm	FS2075 (T20IP) 5 Nm	FS2107 (T30IP) 6 Nm

Accessories

	D_c [mm]	8	10	12	16–20	25	30–32
	Torque T-handle						FS2041
	Torque screwdriver, analogue	FS2003					
	Torque screwdriver, digital	FS2248					
	Interchangeable blade	FS2012 (T8IP)	FS2014 (T15IP)	FS2015 (T20IP)			FS2108 (T30IP)
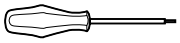	Screwdriver	FS1483 (T8IP)	FS1485 (T15IP)	FS1486 (T20IP)			FS2109 (T30IP)

Indexable inserts

	Designation	$D_c^{-0.03}$ mm	P HC WHH15X	P HC WKP25	P HC WKP35	P HC WSP46G	M HC WSM36	M HC WSM36G	M HC WSP46G	K HC WHH15X	K HC WKP25	K HC WKP35	S HC WSM36	S HC WSM36G	S HC WSP46G	H HC WHH15X
	P3201-D08	8	☺							☺						☺
	P3201-D10	10	☺	😐	☹					☺	😐	☹				☺
	P3201-D12	12	☺	😐	☹					☺	😐	☹				☺
	P3201-D16	16	☺	😐	☹					☺	😐	☹				☺
	P3201-D20	20	☺	😐	☹					☺	😐	☹				☺
	P3201-D25	25	☺	😐	☹					☺	😐	☹				☺
	P3201-D30	30	☺							☺						☺
	P3201-D32	32	☺							☺						☺
	P3204-D08	8				☹	😐	😐	☹	☺			😐	😐	☹	☺
	P3204-D10	10				☹	😐	😐	☹	☺			😐	😐	☹	☺
	P3204-D12	12				☹	😐	😐	☹	☺			😐	😐	☹	☺
	P3204-D16	16				☹	😐	😐	☹	☺			😐	😐	☹	☺
	P3204-D20	20				☹	😐	😐	☹	☺			😐	😐	☹	☺
	P3204-D25	25				☹	😐	😐	☹	☺			😐	😐	☹	☺
	P3204-D30	30				☹	😐	😐	☹	☺			😐	😐	☹	☺
	P3204-D32	32				☹	😐	😐	☹	☺			😐	😐	☹	☺

HC = beschichtetes Hartmetall

D2

WALTER SELECT Stability of machine, workpiece and clamping arrangement → Very good = ☺ → Good = 😐 → Moderate = ☹

☺ 😐 ☹ / ★ = New addition to the product range

www.isotool.se
Tel. 044 - 24 55 70

Profile milling cutters

M5460 mm

Xtra·tec® XT



– Solid carbide shank
– Length dimensions related to metric cutting diameters

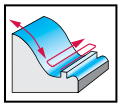



	P	M	K	N	S	H	O
M5460	●●	●●	●●		●●	●●	●

Tool

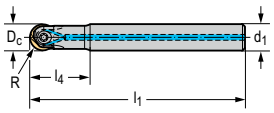

Cylindrical shank

Designation	D_c mm	R mm	d_1 mm	l_4 mm	l_1 mm	Z	kg	No. of inserts	Type
M5460-008-A08-02-04-C	8	4	8	25	70	2	0,02	1	P320 . -D08
M5460-008-A08-02-04-C-L	8	4	8	55	100	2	0,03	1	
M5460-008-A08-02-04-C-XL	8	4	8	105	150	2	0,05	1	
M5460-010-A10-02-05-C	10	5	10	30	80	2	0,04	1	P320 . -D10
M5460-010-A10-02-05-C-L	10	5	10	70	120	2	0,06	1	
M5460-010-A10-02-05-C-XL	10	5	10	100	150	2	0,07	1	
M5460-012-A12-02-06-C	12	6	12	32	90	2	0,07	1	P320 . -D12
M5460-012-A12-02-06-C-L	12	6	12	87	145	2	0,18	1	
M5460-012-A12-02-06-C-XL	12	6	12	142	200	2	0,27	1	
M5460-016-A16-02-08-C	16	8	16	43	110	2	0,26	1	P320 . -D16
M5460-016-A16-02-08-C-L	16	8	16	73	140	2	0,18	1	
M5460-016-A16-02-08-C-XL	16	8	16	128	195	2	0,24	1	
M5460-020-A20-02-10-C	20	10	20	47	130	2	0,49	1	P320 . -D20
M5460-020-A20-02-10-C-L	20	10	20	107	190	2	0,39	1	
M5460-025-A25-02-12-C	25	12,5	25	77	160	2	0,9	1	P320 . -D25
M5460-025-A25-02-12-C-L	25	12,5	25	167	250	2	1,44	1	

Bodies and assembly parts are included in the scope of delivery

D2

WALTER SELECT Stability of machine, workpiece and clamping arrangement → Very good = ☺ → Good = 😐 → Moderate = ☹

New addition to the product range = ☺ 😐 ☹ / ★

www.isotool.se
Tel. 044 - 24 55 70

Assembly parts

	D_c [mm]	8	10	12	16	20	25
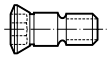	Clamping screw for indexable insert Tightening torque	FS2070 (T8IP) 2 Nm	FS2071 (T15IP) 4 Nm	FS2072 (T20IP) 5 Nm	FS2073 (T20IP) 5 Nm	FS2074 (T20IP) 5 Nm	FS2075 (T20IP) 5 Nm

Accessories

	D_c [mm]	8	10	12–25
	Torque screwdriver, analogue	FS2003		
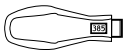	Torque screwdriver, digital	FS2248		
	Interchangeable blade	FS2012 (T8IP)	FS2014 (T15IP)	FS2015 (T20IP)
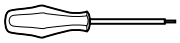	Screwdriver	FS1483 (T8IP)	FS1485 (T15IP)	FS1486 (T20IP)

Indexable inserts

	Designation	$D_c^{-0.03}$ mm	P HC WHH15X	P HC WKP25	P HC WKP35	P HC WSP46G	M HC WSM36	M HC WSM36G	M HC WSP46G	K HC WHH15X	K HC WKP25	K HC WKP35	S HC WSM36	S HC WSM36G	S HC WSP46G	H HC WHH15X
	P3201-D08	8	☺							☺						☺
	P3201-D10	10	☺	😐	😣					☺	😐	😣				☺
	P3201-D12	12	☺	😐	😣					☺	😐	😣				☺
	P3201-D16	16	☺	😐	😣					☺	😐	😣				☺
	P3201-D20	20	☺	😐	😣					☺	😐	😣				☺
	P3201-D25	25	☺	😐	😣					☺	😐	😣				☺
	P3204-D08	8				😣	😐	😐	😣	☺			😐	😐	😣	☺
	P3204-D10	10				😣	😐	😐	😣	☺			😐	😐	😣	☺
	P3204-D12	12				😣	😐	😐	😣	☺			😐	😐	😣	☺
	P3204-D16	16				😣	😐	😐	😣	☺			😐	😐	😣	☺
	P3204-D20	20				😣	😐	😐	😣	☺			😐	😐	😣	☺
	P3204-D25	25				😣	😐	😐	😣	☺			😐	😐	😣	☺

HC = beschichtetes Hartmetall

D2

WALTER SELECT Stability of machine, workpiece and clamping arrangement → Very good = ☺ → Good = 😐 → Moderate = 😣

☺ 😐 😣 / ★ = New addition to the product range

www.isotool.se
Tel. 044 - 24 55 70

Profile milling cutters

M5460 inch

Xtra·tec® XT



– Steel shank
– Length dimensions related to metric cutting diameters

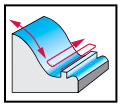



	P	M	K	N	S	H	O
M5460	●●	●●	●●		●●	●●	●

Tool

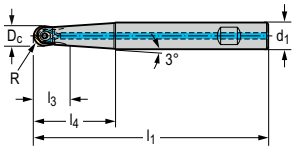

DIN 1835 B

Designation	D_c inch	R inch	d_1 inch	l_3 inch	l_4 inch	l_1 inch	Z	lbs	No. of inserts	Type
M5460.009-W13-02-05	0,375	0,187	0,500	0,906	1,378	5,906	2	0,262	1	P320 . -D09.52
M5460.013-W15-02-06	0,500	0,250	0,625	0,472	2,303	6,299	2	0,430	1	P320 . -D12.7
M5460.015-W19-02-08	0,625	0,312	0,750	0,551	2,559	6,890	2	0,688	1	P320 . -D15.87
M5460.019-W26-02-10	0,750	0,375	1,000	0,709	2,992	7,48	2	1,287	1	P320 . -D19.05
M5460.026-W31-02-13	1,000	0,500	1,250	0,984	3,858	8,268	2	2,18	1	P320 . -D25.4

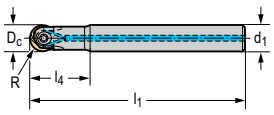

Cylindrical shank

Designation	D_c inch	R inch	d_1 inch	l_3 inch	l_4 inch	l_1 inch	Z	lbs	No. of inserts	Type
M5460.009-A13-02-05	0,375	0,187	0,500		1,307	5,118	2	0,216	1	P320 . -D09.52
M5460.013-A13-02-06	0,500	0,250	0,500		1,331	5,118	2	0,225	1	P320 . -D12.7
M5460.015-A15-02-08	0,625	0,312	0,625		1,48	5,512	2	0,384	1	P320 . -D15.87
M5460.019-A19-02-10	0,750	0,375	0,750		1,807	6,299	2	0,648	1	P320 . -D19.05
M5460.026-A26-02-13	1,000	0,500	1,000		1,854	6,299	2	1,111	1	P320 . -D25.4

Bodies and assembly parts are included in the scope of delivery

D2

WALTER SELECT Stability of machine, workpiece and clamping arrangement → Very good = ☺ → Good = 😐 → Moderate = ☹

www.isotool.se
Tel. 044 - 24 55 70

Assembly parts

	D_c [inch]	0,375	0,5	0,625	0,75	1
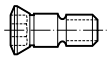	Clamping screw for indexable insert Tightening torque	FS2071 (T15IP) 2,95 lbs	FS2072 (T20IP) 3,688 lbs	FS2073 (T20IP) 3,688 lbs	FS2074 (T20IP) 3,688 lbs	FS2075 (T20IP) 3,688 lbs

Accessories

	D_c [inch]	0,375	0,5–1
	Torque screwdriver, analogue	FS2004	
	Torque screwdriver, digital	FS2248	
	Interchangeable blade	FS2014 (T15IP)	FS2015 (T20IP)
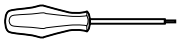	Screwdriver	FS1485 (T15IP)	FS1486 (T20IP)

Indexable inserts

	Designation	$D_c^{-0,03}$ inch	P HC WHH15X	P HC WSP46G	M HC WSM36	M HC WSM36G	M HC WSP46G	K HC WHH15X	S HC WSM36	S HC WSM36G	S HC WSP46G	H HC WHH15X
	P3201-D09.52	0,375	☺					☺				☺
	P3204-D09.52	0,375		😣		😐	😣	☺		😐	😣	☺
	P3201-D12.7	0,500	☺					☺				☺
	P3204-D12.7	0,500		😣	😐	😐	😣	☺	😐	😐	😣	☺
	P3201-D15.87	0,625	☺					☺				☺
	P3204-D15.87	0,625		😣		😐	😣	☺		😐	😣	☺
	P3201-D19.05	0,750	☺					☺				☺
	P3204-D19.05	0,750		😣	😐	😐	😣	☺	😐	😐	😣	☺
	P3201-D25.4	1,000	☺					☺				☺
	P3204-D25.4	1,000		😣		😐	😣	☺		😐	😣	☺

HC = beschichtetes Hartmetall

D2

WALTER SELECT Stability of machine, workpiece and clamping arrangement → Very good = ☺ → Good = 😐 → Moderate = 😣

☺ 😐 😣 / ★ = New addition to the product range

www.isotool.se
Tel. 044 - 24 55 70

Copy milling cutters

F2239 / F2239B mm



– With peripheral cutting edges
– 3 or 4 cutting edges per indexable insert

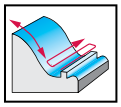

	P	M	K	N	S	H	O
F2239	●●	●●	●●		●●		

Tool

	Designation	D_c mm	R mm	d_1 mm	l_4 mm	l_1 mm	Z	kg	No. of inserts	Type
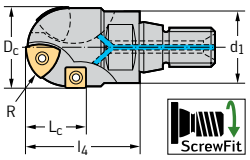 ScrewFit	F2239.T18.020.Z01.15	20	10	18,5	30		1	0,05	2 1	P26315R10 SPM . 060304
	F2239.T22.025.Z01.18	25	12,5	22	35		1	0,09	2 1	P26315R12 SPM . 060304
	F2239.T28.030.Z01.23	30	15	28	40		1	0,15	2 1	P26315R15 SPM . 09T308
	F2239.T28.032.Z01.24	32	16	28	40		1	0,17	2 1	P26315R16 SPM . 09T308
	F2239.T36.040.Z01.41	40	20	36	65		1	0,42	2 2	P26315R20 SPM . 120408
	F2239.T45.050.Z01.46	50	25	45	70		1	0,63	3 2	P26315R25 SPM . 120408
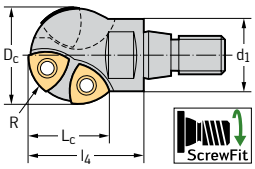 ScrewFit	F2239B.T14.020.Z01.10	20	10	14,5	25		1	0,04	3	P26315R10
	F2239B.T18.025.Z01.12	25	12,5	18,5	30		1	0,07	3	P26315R12
	F2239B.T22.030.Z01.15	30	15	22	40		1	0,11	3	P26315R15
	F2239B.T22.032.Z01.16	32	16	22	40		1	0,11	3	P26315R16
	F2239B.T28.040.Z01.20	40	20	28	45		1	0,22	3	P26315R20
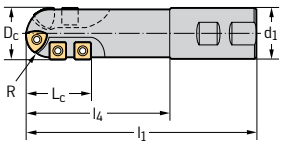 DIN 1835 B	F2239.W.020.Z01.25	20	10	20	59	110	1	0,21	2 3	P26315R10 SPM . 060304
	F2239.W.025.Z01.28	25	12,5	25	73	130	1	0,42	2 3	P26315R12 SPM . 060304
	F2239.W.032.Z01.38	32	16	32	99	160	1	0,81	2 3	P26315R16 SPM . 09T308
	F2239.W.040.Z01.51	40	20	40	119	190	1	1,49	2 3	P26315R20 SPM . 120408
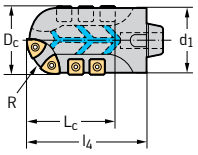 Modular NCT adaptor	F2239.N5.050.Z01.46	50	25	50	70		1	0,55	3 2	P26315R25 SPM . 120408
	F2239.N5.050.Z01.77	50	25	50	105		1	0,8	3 5	
	F2239.N6.063.Z01.53	63	31,5	63	80		1	1,17	3 2	P26315R31 SPM . 120408
	F2239.N6.063.Z01.84	63	31,5	63	115		1	1,76	3 5	

Bodies and assembly parts are included in the scope of delivery

D2

WALTER SELECT Stability of machine, workpiece and clamping arrangement → Very good = ☺ → Good = 😐 → Moderate = ☹

New addition to the product range = ☺ 😐 ☹ / ★

www.isotool.se
Tel. 044 - 24 55 70

Assembly parts

	D_c [mm]	20	25	30	32	40–63
	Clamping screw for indexable insert Tightening torque	FS1129 (T8) 0,8 Nm	FS923 (T8) 0,8 Nm	FS359 (T15) 2,5 Nm	FS359 (T15) 2,5 Nm	FS1030 (T20) 5 Nm

Accessories

	D_c [mm]	20	25	30–32	40	50	63
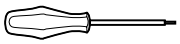	Screwdriver for indexable insert	FS230 (T8)		FS229 (T15)	FS228 (T20)		
	Torque screwdriver, analogue	FS2001		FS2003			
	Torque screwdriver, digital		FS2248				
	Torque T-handle				FS2041		
	Interchangeable blade	FS2007 (T8)		FS2009 (T15)	FS2044 (T20)		
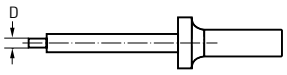	Torque wrench	FS1385					
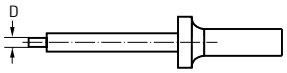	Torque wrench	FS1386					
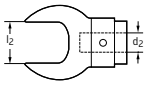	Torque wrench head	FS1389	FS1390	FS1391	FS1392	FS1393	
	Adaptor					FS1394	

Indexable inserts

	Designation	Tolerance class	Number of cutting edges	r mm	P HC WKP25S	P HC WKP35S	P HC WPP35G	P HC WSP45G	M HC WSP45G	K HC WAK15	K HC WKP25S	K HC WKP35S	K HC WPP35G	S HC WSP45G
	P26315R10	M	3	0,5	☺	😐	😐	☹	☹		😐	☹	☹	☹
	P26315R12	M	3	0,6	☺	😐	😐	☹	☹		😐	☹	☹	☹
	P26315R15	M	3	0,6	☺	😐	😐	☹	☹		😐	☹	☹	☹
	P26315R16	M	3	0,6	☺	😐	😐	☹	☹		😐	☹	☹	☹
	P26315R20	M	3	0,4	☺	😐	😐	☹	☹		😐	☹	☹	☹
	P26315R25	M	3	1,2	☺	😐	😐	☹	☹		😐	☹	☹	☹
	P26315R31	M	3	0,6	☺	😐	😐	☹	☹		😐	☹	☹	☹
	SPMT060304-D51	M	4	0,4	☺	😐	😐	☹	☹		😐	☹	☹	☹
	SPMT060304-F55	M	4	0,4	☺	😐	😐	☹	☹	☺	😐	😐	😐	☹
	SPMW060304-A57	M	4	0,4	😐					☺	😐			
	SPMW060304T-A27	M	4	0,4		☹	☹					☹	☹	
	SPMT09T308-D51	M	4	0,8	☺	😐	😐	☹	☹		😐	☹	☹	☹
	SPMT09T308-F55	M	4	0,8	☺	😐	😐	☹	☹	☺	😐	😐	😐	☹
	SPMW09T308-A57	M	4	0,8	😐	☹	☹			☺	😐	☹	☹	
	SPMW09T308T-A27	M	4	0,8	😐	☹	☹				😐	☹	☹	
	SPMT120408-D51	M	4	0,8	☺	😐	😐	☹	☹		😐	☹	☹	☹
	SPMT120408-F55	M	4	0,8	☺	😐	😐	☹	☹	☺	😐	😐	😐	☹
	SPMW120408-A57	M	4	0,8	😐	☹	☹			☺	😐	☹	☹	
	SPMW120408T-A27	M	4	0,8	😐	☹	☹				😐	☹	☹	

HC = beschichtetes Hartmetall

D2

WALTER SELECT Stability of machine, workpiece and clamping arrangement → Very good = ☺ → Good = 😐 → Moderate = ☹

☺ 😐 ☹ / ★ = New addition to the product range

www.isotool.se
Tel. 044 - 24 55 70

Copy milling cutters

F2339 mm



– With anti-twist protection
– 2 cutting edges per indexable insert

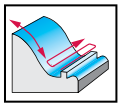

	P	M	K	N	S	H	O
F2339	●●	●●	●●		●●	●	

Tool

Designation	D_c mm	R mm	d_1 mm	l_4 mm	l_1 mm	Z	kg	No. of inserts	Type
F2339.T14.016.Z02.11	16	8	14,5	25		2	0,03	2	XD . 1303080R
F2339.T18.020.Z02.15	20	10	18,5	30		2	0,05	2	XD . T16T3100R
F2339.T22.025.Z02.20	25	12,5	22	35		2	0,09	2	XD . T2004125R
F2339.T28.030.Z02.24	30	15	28	40		2	0,15	2	XD . T2405150R
F2339.T28.032.Z02.25	32	16	28	40		2	0,16	2	XD . T2506160R
F2339.T36.040.Z02.31	40	20	36	50		2	0,31	2	XD . T3207200R
F2339.T45.050.Z02.40	50	25	45	60		2	0,51	2	XD . 4009250R

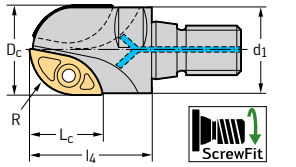

ScrewFit

F2339.TC08.016.Z02.11	16	8	14,5	25		2	0,03	2	XD . 1303080R
F2339.TC10.020.Z02.15	20	10	18,5	30		2	0,04	2	XD . T16T3100R
F2339.TC12.025.Z02.20	25	12,5	22	35		2	0,07	2	XD . T2004125R
F2339.TC16.030.Z02.24	30	15	28	40		2	0,14	2	XD . T2405150R
F2339.TC16.032.Z02.25	32	16	28	40		2	0,13	2	XD . T2506160R

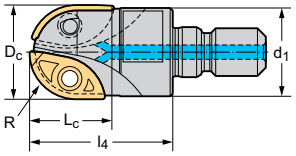

Cylindrical modular

F2339.W16.016.Z02.11	16	8	16	25	74	2	0,1	2	XD . 1303080R
F2339.W20.020.Z02.15	20	10	20	35	90	2	0,17	2	XD . T16T3100R
F2339.W25.025.Z02.20	25	12,5	25	40	105	2	0,32	2	XD . T2004125R
F2339.W32.030.Z02.24	30	15	32	50	125	2	0,61	2	XD . T2405150R
F2339.W32.032.Z02.25	32	16	32	50	125	2	0,62	2	XD . T2506160R
F2339.W40.040.Z02.31	40	20	40	65	150	2	1,14	2	XD . T3207200R

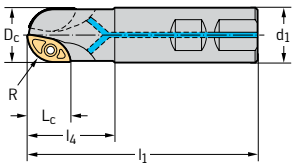

DIN 1835 B

Bodies and assembly parts are included in the scope of delivery

D2

WALTER SELECT Stability of machine, workpiece and clamping arrangement → Very good = ☺ → Good = 😐 → Moderate = ☹

www.isotool.se
Tel. 044 - 24 55 70

Assembly parts

	D_c [mm]	16	20	25	30–32	40	50
	Clamping screw for indexable insert Tightening torque	FS1454 (T8IP) 1,2 Nm	FS1013 (T8) 1 Nm	FS378 (T15) 3 Nm	FS1165 (T20) 6 Nm	FS1164 (T25) 10 Nm	FS1152 (T30) 10 Nm

Accessories

	D_c [mm]	16	20	25	30	32	40	50
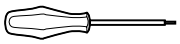	Screwdriver for indexable insert	FS1483 (T8IP)	FS230 (T8)	FS229 (T15)				
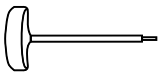	Handle key				FS1173 (T20)		FS1174 (T25)	FS1175 (T30)
	Torque screwdriver, analogue	FS2001		FS2003				
	Torque screwdriver, digital	FS2248						
	Interchangeable blade						FS2045 (T25)	
	Torque T-handle				FS2041			
	Interchangeable blade	FS2012 (T8IP)	FS2007 (T8)	FS2009 (T15)	FS2044 (T20)			FS2046 (T30)

Tool

	Designation	Tolerance class	Number of cutting edges	s mm	l mm	l_2 mm	α °	R mm	P				M		K			S	
										HC				HC		HC			HC	
									WKP25S	WKP35G	WKP35S	WSP45G	WSM35G	WSP45G	WKP25S	WKP35G	WKP35S	WSM35G	WSP45G
	XDGT1303079R-D57	G	2	3	13,12	8,5	15°	7,84				☹		☹					☹
	XDGT1303080R-D57	G	2	3	13,12	8,5	15°	8			😐						😐		
	XDGT16T3095R-D57	G	2	3,74	15,93	9	15°	9,53				☹		☹					☹
	XDGT16T3100R-D57	G	2	3,74	15,93	9	15°	10			😐	☹		☹			😐		☹
	XDGT2004125R-D57	G	2	4,68	19,94	11,3	15°	12,5			😐	☹		☹			😐		☹
	XDGT2004127R-D57	G	2	4,68	19,94	11,3	15°	12,7				☹		☹					☹
	XDGT2405150R-D57	G	2	5,62	23,94	13,5	15°	15			😐						😐		
	XDGT2506160R-D57	G	2	6	25,54	14,4	15°	16			😐	☹		☹			😐		☹
	XDGT3207200R-D57	G	2	7,5	31,95	18	15°	20			😐	☹		☹			😐		☹
	XDGT4009250R-D57	G	2	9,39	39,95	22,5	15°	25			😐	☹		☹			😐		☹
	XDMT1303079R-F55	M	2	3	13,12	8,5	15°	7,92				☹		☹					☹
	XDMT1303080R-F55	M	2	3	13,12	8,5	15°	8	☺	😐	😐	☹	😐	☹	😐	😐	😐	😐	☹
	XDMT16T3095R-F55	M	2	3,74	15,93	9	15°	9,53				☹		☹					☹
	XDMT16T3100R-F55	M	2	3,74	15,93	9	15°	10	☺	😐	😐	☹	😐	☹	😐	😐	😐	😐	☹
	XDMT2004125R-F55	M	2	4,68	19,94	11,3	15°	12,5	☺	😐	😐	☹	😐	☹	😐	😐	😐	😐	☹
	XDMT2004127R-F55	M	2	4,68	19,94	11,3	15°	12,7				☹		☹					☹
	XDMT2405150R-F55	M	2	5,62	23,94	13,5	15°	15	☺	😐	😐	☹	😐	☹	😐	😐	😐	😐	☹
	XDMT2506159R-F55	M	2	6	25,54	14,4	15°	15,88				☹		☹					☹
	XDMT2506160R-F55	M	2	6	25,54	14,4	15°	16		😐	😐	☹	😐	☹		😐	😐	😐	☹
	XDMT3207200R-F55	M	2	7,5	31,95	18	15°	20	☺	😐	😐	☹	😐	☹	😐	😐	😐	😐	☹
	XDMT4009250R-F55	M	2	9,39	39,95	22,5	15°	25	☺	😐	😐	☹		☹	😐	😐	😐		☹

HC = beschichtetes Hartmetall

D2

WALTER SELECT Stability of machine, workpiece and clamping arrangement → Very good = ☺ → Good = 😐 → Moderate = ☹

☺ 😐 ☹ / ★ = New addition to the product range

www.isotool.se
Tel. 044 - 24 55 70

Copy milling cutters

F2339 inch



– With anti-twist protection
– 2 cutting edges per indexable insert

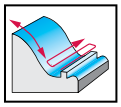



	P	M	K	N	S	H	O
F2339	●●	●●	●●		●●	●	

Tool

Designation	D_c inch	R inch	d_1 inch	l_4 inch	l_1 inch	Z	lbs	No. of inserts	Type
F2339.UT14.015.Z02.11	0,625	0,313	0,571	0,984		2	0,082	2	XD . 1303080R
F2339.UT18.019.Z02.15	0,750	0,375	0,728	1,181		2	0,099	2	XD . T16T3100R
F2339.UT22.026.Z02.20	1,000	0,500	0,866	1,378		2	0,172	2	XD . T2004125R
F2339.UT28.031.Z02.25	1,250	0,625	1,102	1,575		2	0,302	2	XD . T2506160R
F2339.UT36.038.Z02.31	1,500	0,750	1,417	1,969		2	0,688	2	XD . T3207200R
F2339.UT45.051.Z02.40	2,000	0,992	1,772	2,362		2	1,005	2	XD . 4009250R

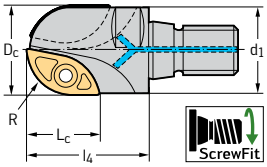

ScrewFit

F2339.UW15.015.Z02.11	0,625	0,313	0,625	0,984	2,89	2	0,22	2	XD . 1303080R
F2339.UW19.019.Z02.15	0,750	0,375	0,750	1,378	3,378	2	0,326	2	XD . T16T3100R
F2339.UW26.026.Z02.20	1,000	0,500	1,000	1,575	3,825	2	0,642	2	XD . T2004125R

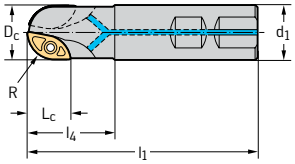

DIN 1835 B

Bodies and assembly parts are included in the scope of delivery

D2

WALTER SELECT Stability of machine, workpiece and clamping arrangement → Very good = ☺ → Good = 😐 → Moderate = ☹

www.isotool.se
Tel. 044 - 24 55 70

Assembly parts

	D_c [inch]	0,625	0,75	1	1,25	1,5	2
	Clamping screw for indexable insert Tightening torque	FS1454 (T8IP) 0,885 lbs	FS1013 (T8) 0,738 lbs	FS378 (T15) 2,213 lbs	FS1165 (T20) 4,425 lbs	FS1164 (T25) 7,376 lbs	FS1152 (T30) 7,376 lbs

Accessories

	D_c [inch]	0,625	0,75	1	1,25	1,5	2
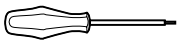	Screwdriver for indexable insert	FS1483 (T8IP)	FS230 (T8)	FS229 (T15)			
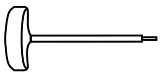	Handle key for indexable insert				FS1173 (T20)	FS1174 (T25)	FS1175 (T30)
	Torque screwdriver, analogue	FS2002		FS2004			
	Torque screwdriver, digital	FS2248					
	Torque T-handle				FS2042		
	Interchangeable blade	FS2012 (T8IP)	FS2007 (T8)	FS2009 (T15)	FS2044 (T20)	FS2045 (T25)	FS2046 (T30)

Tool

	Designation	Tolerance class	Number of cutting edges	s inch	l inch	l_2 inch	α °	R inch	P HC WSP45G	M HC WSP45G	S HC WSP45G
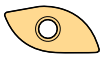	XDGT1303079R-D57	G	2	0,118	0,517	0,335	15°	0,309	☹	☹	☹
	XDGT16T3095R-D57	G	2	0,147	0,627	0,354	15°	0,375	☹	☹	☹
	XDGT2004127R-D57	G	2	0,184	0,785	0,445	15°	0,500	☹	☹	☹
	XDGT3207191R-D57	G	2	0,295	1,258	0,709	15°	0,750	☹	☹	☹
	XDGT4009254R-D57	G	2	0,370	1,573	0,886	15°	1,000	☹	☹	☹
	XDMT1303079R-F55	M	2	0,118	0,517	0,335	15°	0,312	☹	☹	☹
	XDMT16T3095R-F55	M	2	0,147	0,627	0,354	15°	0,375	☹	☹	☹
	XDMT2004127R-F55	M	2	0,184	0,785	0,445	15°	0,500	☹	☹	☹
	XDMT2506159R-F55	M	2	0,236	1,006	0,567	15°	0,625	☹	☹	☹
	XDMT3207191R-F55	M	2	0,295	1,258	0,709	15°	0,750	☹	☹	☹
	XDMT4009254R-F55	M	2	0,370	1,573	0,886	15°	1,000	☹	☹	☹

HC = beschichtetes Hartmetall

D2

WALTER SELECT Stability of machine, workpiece and clamping arrangement → Very good = ☺ → Good = 😐 → Moderate = ☹

☺ 😐 ☹ / ★ = New addition to the product range

www.isotool.se
Tel. 044 - 24 55 70

Copy milling cutters

F2339 mm



– With anti-twist protection
– 2 or 4 cutting edges per indexable insert, with peripheral cutting edges

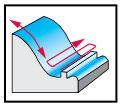



	P	M	K	N	S	H	O
F2339	●●	●●	●●		●●	●	

Tool

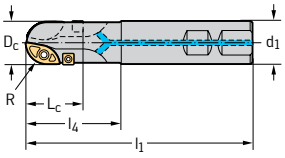

DIN 1835 B

Designation	D_c mm	R mm	d_1 mm	l_4 mm	l_1 mm	Z	kg	No. of inserts	Type
F2339.W20.016.Z02.24	16	8	20	40	91	2	0,16	2 2	XD . 1303080R SPM . 060304
F2339.W20.020.Z02.28	20	10	20	50	110	2	0,21	2 2	XD . T16T3100R SPM . 060304
F2339.W25.025.Z02.32	25	12,5	25	55	130	2	0,4	2 2	XD . T2004125R SPM . 060304
F2339.W32.030.Z02.42	30	15	32	70	160	2	0,77	2 2	XD . T2405150R SPM . 09T308
F2339.W32.032.Z02.43	32	16	32	70	160	2	0,79	2 2	XD . T2506160R SPM . 09T308
F2339.W40.040.Z02.57	40	20	40	90	190	2	1,43	2 2	XD . T3207200R SPM . 120408

A feed of Z = 1 is to be expected at the full cutting depth L_c. | Bodies and assembly parts are included in the scope of delivery

D2

WALTER SELECT Stability of machine, workpiece and clamping arrangement → Very good = ☺ → Good = 😐 → Moderate = ☹

New addition to the product range = ☺ 😐 ☹ / ★

www.isotool.se
Tel. 044 - 24 55 70

Assembly parts

	D_c [mm]	16	20	25	30–32	40
	Clamping screw for radius insert		FS1013 (T8) 1 Nm	FS378 (T15) 3 Nm	FS1165 (T20) 6 Nm	FS1164 (T25) 10 Nm
	Clamping screw for square insert Tightening torque	FS1454 (T8IP) 1,2 Nm	FS923 (T8) 0,8 Nm	FS923 (T8) 0,8 Nm	FS359 (T15) 2,5 Nm	FS1030 (T20) 5 Nm

Accessories

	D_c [mm]	16	20	25	30	32	40
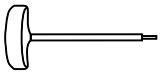	Handle key for radius insert				FS1173 (T20)		FS1174 (T25)
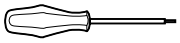	Screwdriver for radius insert			FS229 (T15)			
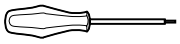	Screwdriver for square insert	FS1483 (T8IP)	FS230 (T8)				FS228 (T20)
	Torque screwdriver, analogue	FS2001					
	Torque screwdriver, analogue			FS2003			
	Torque screwdriver, digital	FS2248					
	Interchangeable blade	FS2012 (T8IP)	FS2007 (T8)				
	Interchangeable blade		FS2009 (T15)			FS2041	

Indexable inserts

	Designation	Tolerance class	Number of cutting edges	l_2 mm	r mm	α °	R mm	P HC WKP25S	P HC WKP35G	P HC WKP35S	P HC WSP45G	M HC WSM35G	M HC WSP45G	K HC WAK15	K HC WKP25S	K HC WKP35G	K HC WKP35S	S HC WSM35G	S HC WSP45G
	SPMT060304-D51	M	4		0,4	11°		☺		😐	☹	😐	☹		😐		☹	😐	☹
	SPMT060304-F55	M	4		0,4	11°		☺	😐	😐	☹	😐	☹	☺	😐	😐	😐	😐	☹
	SPMW060304-A57	M	4		0,4	11°		😐						☺	😐				
	SPMW060304T-A27	M	4		0,4	11°				☹							☹		
	SPMT09T308-D51	M	4		0,8	11°		☺		😐	☹	😐	☹		😐		☹	😐	☹
	SPMT09T308-F55	M	4		0,8	11°		☺	😐	😐	☹	😐	☹		😐	😐	😐	😐	☹
	SPMW09T308-A57	M	4		0,8	11°		😐		☹					😐		☹		
	SPMW09T308T-A27	M	4		0,8	11°		😐		☹					😐		☹		
	SPMT120408-D51	M	4		0,8	11°		☺		😐	☹	😐	☹		😐		☹	😐	☹
	SPMT120408-F55	M	4		0,8	11°		☺	😐	😐	☹	😐	☹		😐	😐	😐	😐	☹
	SPMW120408-A57	M	4		0,8	11°		😐		☹					😐		☹		
	SPMW120408T-A27	M	4		0,8	11°		😐		☹					😐		☹		
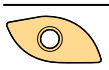	XDGT1303080R-D57	G	2	8,5	0,5	15°	8			😐							☹		
	XDMT1303080R-F55	M	2	8,5	0,5	15°	8	☺	😐	😐	☹	😐	☹		😐	😐	😐	😐	☹
	XDGT16T3100R-D57	G	2	9	0,5	15°	10			😐	☹		☹				☹		☹
	XDMT16T3100R-F55	M	2	9	0,5	15°	10	☺	😐	😐	☹	😐	☹		😐	😐	😐	😐	☹
	XDGT2004125R-D57	G	2	11,3	0,6	15°	12,5			😐	☹		☹				☹		☹
	XDMT2004125R-F55	M	2	11,3	0,6	15°	12,5	☺	😐	😐	☹	😐	☹		😐	😐	😐	😐	☹
	XDGT2405150R-D57	G	2	13,5	0,8	15°	15			😐							☹		
	XDMT2405150R-F55	M	2	13,5	0,8	15°	15	☺	😐	😐	☹	😐	☹		😐	😐	😐	😐	☹
	XDGT2506160R-D57	G	2	14,4	0,8	15°	16			😐	☹		☹				☹		☹
	XDMT2506160R-F55	M	2	14,4	0,8	15°	16		😐	😐	☹	😐	☹			😐	😐	😐	☹
	XDGT3207200R-D57	G	2	18	1	15°	20			😐	☹		☹				☹		☹
	XDMT3207200R-F55	M	2	18	1	15°	20	☺	😐	😐	☹	😐	☹		😐	😐	😐	😐	☹

HC = beschichtetes Hartmetall

D2

WALTER SELECT Stability of machine, workpiece and clamping arrangement → Very good = ☺ → Good = 😐 → Moderate = ☹

☺ 😐 ☹ / ★ = New addition to the product range

www.isotool.se
Tel. 044 - 24 55 70

Chamfer milling cutters

M4574 mm



– 4 cutting edges per indexable insert

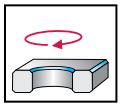

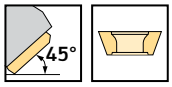

	P	M	K	N	S	H	O
M4574	●●	●●	●●	●●	●●		

Tool

Designation	D_c mm	D_a mm	d_1 mm	l_4 mm	l_1 mm	L_c mm	Z	kg	No. of inserts	Type
ScrewFit										
M4574-012-T09-02-03	12	20,3	9,7	20		3,5	2	0,01	2	SDM . 06T204
M4574-016-T14-03-03	16	24,3	14,5	25		3,5	3	0,04	3	
M4574-020-T18-02-05	20	32,8	18,5	30		5,5	2	0,09	2	SDM . 09T308
M4574-025-T22-03-05	25	37,8	22	35		5,5	3	0,13	3	
M4574-032-T28-03-05	32	44,8	28	40		5,5	3	0,24	3	
M4574-032-T28-03-07	32	48,6	28	40		7,5	3	0,23	3	SDM . 120408
Cylindrical modular										
M4574-012-TC06-02-03	12	20,3	9,7	20		3,5	2	0,03	2	SDM . 06T204
M4574-016-TC08-03-03	16	24,3	14,5	25		3,5	3	0,04	3	
M4574-020-TC10-02-05	20	32,8	18,5	30		5,5	2	0,07	2	SDM . 09T308
M4574-025-TC12-03-05	25	37,8	22	35		5,5	3	0,12	3	
M4574-032-TC16-03-05	32	44,8	28	40		5,5	3	0,21	3	
M4574-032-TC16-03-07	32	48,6	28	40		7,5	3	0,24	3	SDM . 120408
Cylindrical shank										
M4574-008-A12-01-03	8	16,3	12	30	120	3,5	1	0,09	1	SDM . 06T204
M4574-010-A12-01-03	10	18,3	12	30	120	3,5	1	0,1	1	
M4574-012-A16-01-05	12	24,8	16	40	160	5,5	1	0,25	1	SDM . 09T308
M4574-012-A16-02-03	12	20,3	16	40	160	3,5	2	0,22	2	SDM . 06T204
M4574-016-A16-02-05	16	28,8	16	40	160	5,5	2	0,23	2	SDM . 09T308
M4574-016-A16-03-03	16	24,3	16	40	160	3,5	3	0,24	3	SDM . 06T204
M4574-020-A20-02-05	20	32,8	20	40	200	5,5	2	0,46	2	SDM . 09T308
M4574-025-A25-02-07	25	41,6	25	40	200	7,5	2	0,75	2	SDM . 120408
M4574-025-A25-03-05	25	37,8	25	40	200	5,5	3	0,75	3	SDM . 09T308
M4574-032-A32-03-05	32	44,8	32	40	250	5,5	3	1,52	3	
M4574-032-A32-03-07	32	48,6	32	40	250	7,5	3	1,5	3	SDM . 120408
M4574-040-A32-03-07	40	56,6	32	40	250	7,5	3	1,63	3	
M4574-040-A32-04-05	40	52,8	32	40	250	5,5	4	1,56	4	SDM . 09T308

Tools with parallel shank can be shortened depending on the application. | Bodies and assembly parts are included in the scope of delivery

D2

WALTER SELECT Stability of machine, workpiece and clamping arrangement → Very good = ☺ → Good = 😐 → Moderate = ☹

www.isotool.se
Tel. 044 - 24 55 70

Assembly parts

	Type	SDM . 06T204	SDM . 09T308	SDM . 120408
	Clamping screw for indexable insert Tightening torque	FS2084 (T7IP) 0,9 Nm	FS2266 (T10IP) 2 Nm	FS1453 (T15IP) 3,5 Nm

Accessories

	Type	SDM . 06T204	SDM . 09T308	SDM . 120408
	Torque screwdriver, analogue	FS2001	FS2003	
	Torque screwdriver, digital		FS2248	
	Interchangeable blade	FS2011 (T7IP)	FS2268 (T10IP)	FS2014 (T15IP)
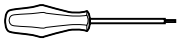	Screwdriver	FS2088 (T7IP)	FS2267 (T10IP)	FS1485 (T15IP)

Indexable inserts

	Designation	Tolerance class	Number of cutting edges	r mm	α °	P HC WKP25S	P HC WKP35G	P HC WKP35S	P HC WPP35G	P HC WSP45G	M HC WSM35G	M HC WSM45X	M HC WSP45G	K HC WAK15	K HC WKK25G	K HC WKP25S	K HC WKP35G	K HC WKP35S	K HC WPP35G	N DP WDN20	N HC WXN15	N HW WK10	S HC WSM35G	S HC WSM45X	S HC WSP45G
	SDHT06T204-G88	H	4	0,4	15°																☻	☹			
	SDMT06T204-D51	M	4	0,4	15°	☻	☹	☹	☹	☠			☠			☹	☠	☠	☠						☠
	SDMT06T204-D57	M	4	0,4	15°	☻	☹	☹	☹	☠	☹		☠		☹	☹	☠	☠	☠				☹		☠
	SDMT06T204-F57	M	4	0,4	15°	☻	☹	☹	☹	☠	☹	☠	☠	☻		☹	☠	☠	☠				☹	☠	☠
	SDMW06T204-A57	M	4	0,4	15°	☹	☠	☠								☹	☠	☠							
	SDHT09T308-G88	H	4	0,8	15°																☻	☹			
	SDMT09T308-D51	M	4	0,8	15°	☻	☹	☹	☹	☠			☠			☹	☠	☠	☠						☠
	SDMT09T308-D57	M	4	0,8	15°	☻	☹	☹	☹	☠	☹		☠		☹	☹	☠	☠	☠				☹		☠
	SDMT09T308-F57	M	4	0,8	15°	☻	☹	☹	☹	☠	☹	☠	☠	☻		☹	☠	☠	☠				☹	☠	☠
	SDMW09T308-A57	M	4	0,8	15°	☹	☠	☠	☠							☹	☠	☠	☠						
	SDHT120408-G88	H	4	0,8	15°																☻	☹			
	SDMT120408-D51	M	4	0,8	15°	☻	☹	☹	☹	☠			☠			☹	☠	☠	☠						☠
	SDMT120408-D57	M	4	0,8	15°	☻	☹	☹	☹	☠	☹		☠		☹	☹	☠	☠	☠				☹		☠
	SDMT120408-F57	M	4	0,8	15°	☻	☹	☹	☹	☠	☹	☠	☠	☻		☹	☠	☠	☠				☹	☠	☠
	SDMW120408-A57	M	4	0,8	15°	☹	☠	☠	☠							☹	☠	☠	☠						
	SDGW120408-A88	G	1	0,8	15°															☹					

HC = beschichtetes Hartmetall
DP = Polykristalliner Diamant
HW = unbeschichtetes Hartmetall

D2

WALTER SELECT Stability of machine, workpiece and clamping arrangement → Very good = ☻ → Good = ☹ → Moderate = ☠

☻ ☹ ☠ / ★ = New addition to the product range

www.isotool.se
Tel. 044 - 24 55 70

Chamfer milling cutters

M4574 mm



– 4 cutting edges per indexable insert

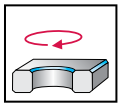

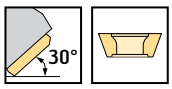

	P	M	K	N	S	H	O
M4574	●●	●●	●●	●●	●●		

Tool

Designation	D_c mm	D_a mm	d_1 mm	l_4 mm	l_1 mm	L_c mm	Z	kg	No. of inserts	Type
M4574-008-A12-01-03-30	8	18,4	12	30	120	2,7	1	0,1	1	SDM . 06T204
M4574-012-A16-02-03-30	12	22,4	16	40	160	2,7	2	0,23	2	
M4574-016-A16-03-03-30	16	26,4	16	40	160	2,7	3	0,24	3	
M4574-020-A20-02-05-30	20	35,3	20	40	200	4	2	0,48	2	SDM . 09T308

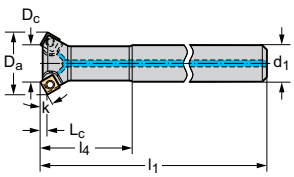

Cylindrical shank

M4574...-30 with κ = 30° | Bodies and assembly parts are included in the scope of delivery

D2

WALTER SELECT Stability of machine, workpiece and clamping arrangement → Very good = ☺ → Good = 😐 → Moderate = ☹

Assembly parts

	Type	SDM . 06T204	SDM . 09T308
	Clamping screw for indexable insert Tightening torque	FS2084 (T7IP) 0,9 Nm	FS2266 (T10IP) 2 Nm

Accessories

	Type	SDM . 06T204	SDM . 09T308
	Torque screwdriver, analogue	FS2001	FS2003
	Torque screwdriver, digital		FS2248
	Interchangeable blade	FS2011 (T7IP)	FS2268 (T10IP)
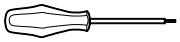	Screwdriver	FS2088 (T7IP)	FS2267 (T10IP)

Indexable inserts

	Designation	Tolerance class	Number of cutting edges	r mm	P HC WKP25S	P HC WKP35G	P HC WKP35S	P HC WPP35G	P HC WSP45G	M HC WSM35G	M HC WSM45X	M HC WSP45G	K HC WAK15	K HC WKK25G	K HC WKP25S	K HC WKP35G	K HC WKP35S	K HC WPP35G	N HC WXN15	N HW WK10	S HC WSM35G	S HC WSM45X	S HC WSP45G
	SDHT06T204-G88	H	4	0,4															☺	😐			
	SDMT06T204-D51	M	4	0,4	☺	😐	😐	😐	☹			☹			😐	☹	☹	☹					☹
	SDMT06T204-D57	M	4	0,4	☺	😐	😐	😐	☹	😐		☹		😐	😐	☹	☹	☹			😐		☹
	SDMT06T204-F57	M	4	0,4	☺	😐	😐	😐	☹	😐	☹	☹	☺		😐	☹	☹	☹			😐	☹	☹
	SDMW06T204-A57	M	4	0,4	😐	☹	☹								😐	☹	☹						
	SDHT09T308-G88	H	4	0,8															☺	😐			
	SDMT09T308-D51	M	4	0,8	☺	😐	😐	😐	☹			☹			😐	☹	☹	☹					☹
	SDMT09T308-D57	M	4	0,8	☺	😐	😐	😐	☹	😐		☹		😐	😐	☹	☹	☹			😐		☹
	SDMT09T308-F57	M	4	0,8	☺	😐	😐	😐	☹	😐	☹	☹	☺		😐	☹	☹	☹			😐	☹	☹
	SDMW09T308-A57	M	4	0,8	😐	☹	☹	☹							😐	☹	☹	☹					

HC = beschichtetes Hartmetall
HW = unbeschichtetes Hartmetall

D2

WALTER SELECT Stability of machine, workpiece and clamping arrangement → Very good = ☺ → Good = 😐 → Moderate = ☹

☺ 😐 ☹ / ★ = New addition to the product range

www.isotool.se
Tel. 044 - 24 55 70

Chamfer milling cutters

M4574 mm



– 4 cutting edges per indexable insert

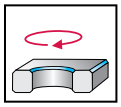

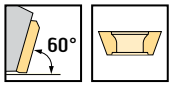

	P	M	K	N	S	H	O
M4574	●●	●●	●●	●●	●●		

Tool

Designation	D_c mm	D_a mm	d_1 mm	l_4 mm	l_1 mm	L_c mm	Z	kg	No. of inserts	Type
M4574-008-A12-01-03-60	8	14,3	12	30	120	4,8	1	0,1	1	SDM . 06T204
M4574-012-A16-02-03-60	12	18,3	16	40	160	4,8	2	0,23	2	
M4574-016-A16-03-03-60	16	22,3	16	40	160	4,8	3	0,24	3	
M4574-020-A20-02-05-60	20	29,5	20	40	200	6,8	2	0,46	2	SDM . 09T308

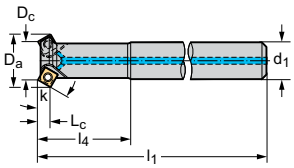

Cylindrical shank

M4574...-60 with κ = 60 ° | Bodies and assembly parts are included in the scope of delivery

D2

WALTER SELECT Stability of machine, workpiece and clamping arrangement → Very good = ☺ → Good = 😐 → Moderate = ☹

Assembly parts

	Type	SDM . 06T204	SDM . 09T308
	Clamping screw for indexable insert Tightening torque	FS2084 (T7IP) 0,9 Nm	FS2266 (T10IP) 2 Nm

Accessories

	Type	SDM . 06T204	SDM . 09T308
	Torque screwdriver, analogue	FS2001	FS2003
	Torque screwdriver, digital		FS2248
	Interchangeable blade	FS2011 (T7IP)	FS2268 (T10IP)
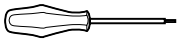	Screwdriver	FS2088 (T7IP)	FS2267 (T10IP)

Indexable inserts

	Designation	Tolerance class	Number of cutting edges	r mm	P HC WKP25S	P HC WKP35G	P HC WKP35S	P HC WPP35G	P HC WSP45G	M HC WSM35G	M HC WSM45X	M HC WSP45G	K HC WAK15	K HC WKK25G	K HC WKP25S	K HC WKP35G	K HC WKP35S	K HC WPP35G	N HC WXN15	N HW WK10	S HC WSM35G	S HC WSM45X	S HC WSP45G
	SDHT06T204-G88	H	4	0,4															☺	😐			
	SDMT06T204-D51	M	4	0,4	☺	😐	😐	😐	☹			☹			😐	☹	☹	☹					☹
	SDMT06T204-D57	M	4	0,4	☺	😐	😐	😐	☹	😐		☹		😐	😐	☹	☹	☹			😐		☹
	SDMT06T204-F57	M	4	0,4	☺	😐	😐	😐	☹	😐	☹	☹	☺		😐	☹	☹	☹			😐	☹	☹
	SDMW06T204-A57	M	4	0,4	😐	☹	☹								😐	☹	☹						
	SDHT09T308-G88	H	4	0,8															☺	😐			
	SDMT09T308-D51	M	4	0,8	☺	😐	😐	😐	☹			☹			😐	☹	☹	☹					☹
	SDMT09T308-D57	M	4	0,8	☺	😐	😐	😐	☹	😐		☹		😐	😐	☹	☹	☹			😐		☹
	SDMT09T308-F57	M	4	0,8	☺	😐	😐	😐	☹	😐	☹	☹	☺		😐	☹	☹	☹			😐	☹	☹
	SDMW09T308-A57	M	4	0,8	😐	☹	☹	☹							😐	☹	☹	☹					

HC = beschichtetes Hartmetall
HW = unbeschichtetes Hartmetall

D2

WALTER SELECT Stability of machine, workpiece and clamping arrangement → Very good = ☺ → Good = 😐 → Moderate = ☹

☺ 😐 ☹ / ★ = New addition to the product range

www.isotool.se
Tel. 044 - 24 55 70

Chamfer milling cutters

M4574 inch



– 4 cutting edges per indexable insert

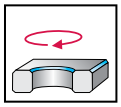

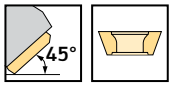

	P	M	K	N	S	H	O
M4574	●●	●●	●●	●●	●●		

Tool

Designation	D_c inch	D_a inch	d_1 inch	l_4 inch	l_1 inch	L_c inch	Z	lbs	No. of inserts	Type
M4574.013-A15-01-05	0,500	0,976	0,625	1,575	6,299	0,217	1	0,531	1	SDM . 09T308
M4574.019-A19-02-05	0,750	1,224	0,750	1,575	7,874	0,217	2	1,021	2	
M4574.026-A26-03-05	1,000	1,476	1,000	1,575	7,874	0,217	3	1,636	3	
M4574.031-A31-03-05	1,250	1,724	1,250	1,575	9,843	0,217	3	3,245	3	
M4574.038-A38-03-07	1,500	2,154	1,500	1,575	9,843	0,295	3	4,643	3	SDM . 120408

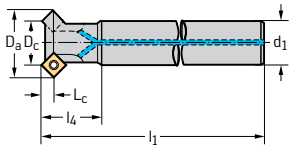

Cylindrical shank

Tools with parallel shank can be shortened depending on the application. | Bodies and assembly parts are included in the scope of delivery

D2

WALTER SELECT Stability of machine, workpiece and clamping arrangement → Very good = ☺ → Good = 😐 → Moderate = ☹

www.isotool.se
Tel. 044 - 24 55 70

Assembly parts

	Type	SDM . 09T308	SDM . 120408
	Clamping screw for indexable insert Tightening torque	FS2266 (T10IP) 1,475 lbs	FS1453 (T15IP) 2,581 lbs

Indexable inserts

	Designation	Tolerance class	Number of cutting edges	r inch	α °	P HC WKP25S	P HC WKP35G	P HC WKP35S	P HC WPP35G	P HC WSP45G	M HC WSM35G	M HC WSM45X	M HC WSP45G	K HC WAK15	K HC WKK25G	K HC WKP25S	K HC WKP35G	K HC WKP35S	K HC WPP35G	N DP WDN20	N HC WXN15	N HW WK10	S HC WSM35G	S HC WSM45X	S HC WSP45G
	SDHT09T308-G88	H	4	0,031	15°																☺	😐			
	SDMT09T308-D51	M	4	0,031	15°	☺	😐	😐	😐	😟			😟			😐	😟	😟	😟						😟
	SDMT09T308-D57	M	4	0,031	15°	☺	😐	😐	😐	😟	😐		😟		😐	😐	😟	😟	😟				😐		😟
	SDMT09T308-F57	M	4	0,031	15°	☺	😐	😐	😐	😟	😐	😟	😟	☺		😐	😟	😟	😟				😐	😟	😟
	SDMW09T308-A57	M	4	0,031	15°	😐	😟	😟	😟							😐	😟	😟	😟						
	SDHT120408-G88	H	4	0,031	15°																☺	😐			
	SDMT120408-D51	M	4	0,031	15°	☺	😐	😐	😐	😟			😟			😐	😟	😟	😟						😟
	SDMT120408-D57	M	4	0,031	15°	☺	😐	😐	😐	😟	😐		😟		😐	😐	😟	😟	😟				😐		😟
	SDMT120408-F57	M	4	0,031	15°	☺	😐	😐	😐	😟	😐	😟	😟	☺		😐	😟	😟	😟				😐	😟	😟
	SDMW120408-A57	M	4	0,031	15°	😐	😟	😟	😟							😐	😟	😟	😟						
	SDGW120408-A88	G	1	0,031	15°															😐					

HC = beschichtetes Hartmetall
DP = Polykristalliner Diamant
HW = unbeschichtetes Hartmetall

D2

WALTER SELECT Stability of machine, workpiece and clamping arrangement → Very good = ☺ → Good = 😐 → Moderate = 😟

☺ 😐 😟 / ★ = New addition to the product range

www.isotool.se
Tel. 044 - 24 55 70

Chamfer milling cutters

M4574 inch

SDM . 09T308



– 4 cutting edges per indexable insert

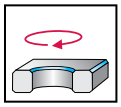

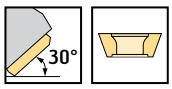

	P	M	K	N	S	H	O
M4574	●●	●●	●●	●●	●●		

Tool

Designation	D_c inch	D_a inch	d_1 inch	l_4 inch	l_1 inch	L_c inch	Z	lbs	No. of inserts	Type
M4574.019-A19-02-05-30	0,750	1,353	0,750	1,575	7,874	0,157	2	1,058	2	SDM . 09T308

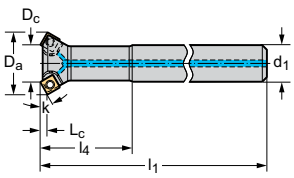

Cylindrical shank

M4574...-30 with κ = 30° | Bodies and assembly parts are included in the scope of delivery

D2

WALTER SELECT Stability of machine, workpiece and clamping arrangement → Very good = ☺ → Good = 😐 → Moderate = ☹

Assembly parts

	Type	SDM . 09T308
	Clamping screw for indexable insert Tightening torque	FS2266 (T10IP) 1,475 lbs

Accessories

	Type	SDM . 09T308
	Torque screwdriver, analogue	FS2004
	Torque screwdriver, digital	FS2248
	Interchangeable blade	FS2268 (T10IP)
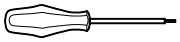	Screwdriver	FS2267 (T10IP)

Indexable inserts

	Designation	Tolerance class	Number of cutting edges	r inch	P HC WKP25S	P HC WKP35G	P HC WKP35S	P HC WPP35G	P HC WSP45G	M HC WSM35G	M HC WSM45X	M HC WSP45G	K HC WAK15	K HC WKK25G	K HC WKP25S	K HC WKP35G	K HC WKP35S	K HC WPP35G	N HC WXN15	N HW WK10	S HC WSM35G	S HC WSM45X	S HC WSP45G
	SDHT09T308-G88	H	4	0,031															☺	😐			
	SDMT09T308-D51	M	4	0,031	☺	😐	😐	😐	☹			☹			😐	☹	☹	☹					☹
	SDMT09T308-D57	M	4	0,031	☺	😐	😐	😐	☹	😐		☹		😐	😐	☹	☹	☹			😐		☹
	SDMT09T308-F57	M	4	0,031	☺	😐	😐	😐	☹	😐	☹	☹	☺		😐	☹	☹	☹			😐	☹	☹
	SDMW09T308-A57	M	4	0,031	😐	☹	☹	☹							😐	☹	☹	☹					

HC = beschichtetes Hartmetall
HW = unbeschichtetes Hartmetall

D2

WALTER SELECT Stability of machine, workpiece and clamping arrangement → Very good = ☺ → Good = 😐 → Moderate = ☹

☺ 😐 ☹ / ★ = New addition to the product range

www.isotool.se
Tel. 044 - 24 55 70

Chamfer milling cutters

M4574 inch

SDM . 09T308



– 4 cutting edges per indexable insert

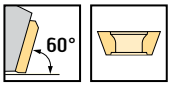

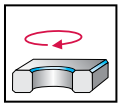

	P	M	K	N	S	H	O
M4574	●●	●●	●●	●●	●●		

Tool

Designation	D_c inch	D_a inch	d_1 inch	l_4 inch	l_1 inch	L_c inch	Z	lbs	No. of inserts	Type
M4574.019-A19-02-05-60	0,750	1,124	0,750	1,575	7,874	0,268	2	1,016	2	SDM . 09T308

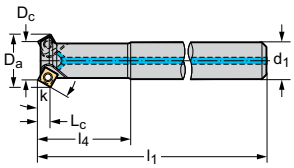

Cylindrical shank

M4574...-60 with κ = 60 ° | Bodies and assembly parts are included in the scope of delivery

D2

WALTER SELECT Stability of machine, workpiece and clamping arrangement → Very good = ☺ → Good = 😐 → Moderate = ☹

New addition to the product range = ☺ 😐 ☹ / ★

www.isotool.se
Tel. 044 - 24 55 70

Assembly parts

	Type	SDM . 09T308
	Clamping screw for indexable insert Tightening torque	FS2266 (T10IP) 1,475 lbs

Accessories

	Type	SDM . 09T308
	Torque screwdriver, analogue	FS2004
	Torque screwdriver, digital	FS2248
	Interchangeable blade	FS2268 (T10IP)
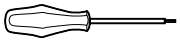	Screwdriver	FS2267 (T10IP)

Indexable inserts

	Designation	Tolerance class	Number of cutting edges	r inch	P HC WKP25S	P HC WKP35G	P HC WKP35S	P HC WPP35G	P HC WSP45G	M HC WSM35G	M HC WSM45X	M HC WSP45G	K HC WAK15	K HC WKK25G	K HC WKP25S	K HC WKP35G	K HC WKP35S	K HC WPP35G	N HC WXN15	N HW WK10	S HC WSM35G	S HC WSM45X	S HC WSP45G
	SDHT09T308-G88	H	4	0,031															☺	😐			
	SDMT09T308-D51	M	4	0,031	☺	😐	😐	😐	☹			☹			😐	☹	☹	☹					☹
	SDMT09T308-D57	M	4	0,031	☺	😐	😐	😐	☹	😐		☹		😐	😐	☹	☹	☹			😐		☹
	SDMT09T308-F57	M	4	0,031	☺	😐	😐	😐	☹	😐	☹	☹	☺		😐	☹	☹	☹			😐	☹	☹
	SDMW09T308-A57	M	4	0,031	😐	☹	☹	☹							😐	☹	☹	☹					

HC = beschichtetes Hartmetall
HW = unbeschichtetes Hartmetall

D2

WALTER SELECT Stability of machine, workpiece and clamping arrangement → Very good = ☺ → Good = 😐 → Moderate = ☹

☺ 😐 ☹ / ★ = New addition to the product range

www.isotool.se
Tel. 044 - 24 55 70

T-slot milling cutters

M4575 mm



– 4 cutting edges per indexable insert

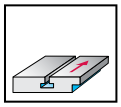



	P	M	K	N	S	H	O
M4575	●●	●●	●●	●●	●●		

Tool

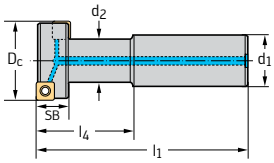

DIN 1835 B

Designation	D_c mm	d_1 mm	d_2 mm	l_4 mm	l_1 mm	SB mm	Z	kg	No. of inserts	Type
M4575-021-W12-02-09	20,5	12	11	27	73	8,75	2	0,05	2 / 2	SDM . 06T204
M4575-025-W16-02-11	24,5	16	12,1	31	80	10,75	2	0,12	2 / 2	
M4575-032-W20-02-14	31,75	20	17	39	90	13,75	2	0,2	2 / 2	SDM . 09T308
M4575-040-W25-02-17	39,5	25	21	49	106	16,75	2	0,38	2 / 2	
M4575-050-W32-02-21	49,5	32	27	61	122	20,75	2	0,72	2 / 2	SDM . 120408

Bodies and assembly parts are included in the scope of delivery

D2

WALTER SELECT Stability of machine, workpiece and clamping arrangement → Very good = ☺ → Good = 😐 → Moderate = ☹

Assembly parts

	Type	SDM . 06T204	SDM . 09T308	SDM . 120408
	Clamping screw for indexable insert Tightening torque	FS2084 (T7IP) 0,9 Nm	FS2266 (T10IP) 2 Nm	FS1453 (T15IP) 3,5 Nm

Accessories

	Type	SDM . 06T204	SDM . 09T308	SDM . 120408
	Torque screwdriver, analogue	FS2001	FS2003	
	Torque screwdriver, digital		FS2248	
	Interchangeable blade	FS2011 (T7IP)	FS2268 (T10IP)	FS2014 (T15IP)
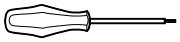	Screwdriver	FS2088 (T7IP)	FS2267 (T10IP)	FS1485 (T15IP)

Indexable inserts

	Designation	Tolerance class	Number of cutting edges	r mm	α °	P HC WKP25S	P HC WKP35G	P HC WKP35S	P HC WPP35G	P HC WSP45G	M HC WSM35G	M HC WSM45X	M HC WSP45G	K HC WAK15	K HC WKK25G	K HC WKP25S	K HC WKP35G	K HC WKP35S	K HC WPP35G	N DP WDN20	N HC WXN15	N HW WK10	S HC WSM35G	S HC WSM45X	S HC WSP45G
	SDHT06T204-G88	H	4	0,4	15°																☻	☺			
	SDMT06T204-D51	M	4	0,4	15°	☻	☺	☺	☺	☹			☹			☺	☹	☹	☹						☹
	SDMT06T204-D57	M	4	0,4	15°	☻	☺	☺	☺	☹	☺		☹		☺	☺	☹	☹	☹				☺		☹
	SDMT06T204-F57	M	4	0,4	15°	☻	☺	☺	☺	☹	☺	☹	☹	☻		☺	☹	☹	☹				☺	☹	☹
	SDMW06T204-A57	M	4	0,4	15°	☺	☹	☹								☺	☹	☹							
	SDHT09T308-G88	H	4	0,8	15°																☻	☺			
	SDMT09T308-D51	M	4	0,8	15°	☻	☺	☺	☺	☹			☹			☺	☹	☹	☹						☹
	SDMT09T308-D57	M	4	0,8	15°	☻	☺	☺	☺	☹	☺		☹		☺	☺	☹	☹	☹				☺		☹
	SDMT09T308-F57	M	4	0,8	15°	☻	☺	☺	☺	☹	☺	☹	☹	☻		☺	☹	☹	☹				☺	☹	☹
	SDMW09T308-A57	M	4	0,8	15°	☺	☹	☹	☹							☺	☹	☹	☹						
	SDHT120408-G88	H	4	0,8	15°																☻	☺			
	SDMT120408-D51	M	4	0,8	15°	☻	☺	☺	☺	☹			☹			☺	☹	☹	☹						☹
	SDMT120408-D57	M	4	0,8	15°	☻	☺	☺	☺	☹	☺		☹		☺	☺	☹	☹	☹				☺		☹
	SDMT120408-F57	M	4	0,8	15°	☻	☺	☺	☺	☹	☺	☹	☹	☻		☺	☹	☹	☹				☺	☹	☹
	SDMW120408-A57	M	4	0,8	15°	☺	☹	☹	☹							☺	☹	☹	☹						
	SDGW120408-A88	G	1	0,8	15°															☺					

HC = beschichtetes Hartmetall
DP = Polykristalliner Diamant
HW = unbeschichtetes Hartmetall

D2

WALTER SELECT Stability of machine, workpiece and clamping arrangement → Very good = ☻ → Good = ☺ → Moderate = ☹

☻ ☺ ☹ / ★ = New addition to the product range

www.isotool.se
Tel. 044 - 24 55 70

T-slot milling cutters

M4575 inch



– 4 cutting edges per indexable insert

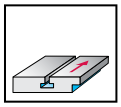



	P	M	K	N	S	H	O
M4575	●●	●●	●●	●●	●●		

Tool

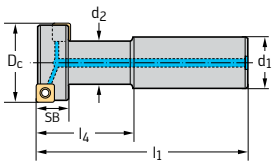

DIN 1835 B

Designation	D_c inch	d_1 inch	d_2 inch	l_4 inch	l_1 inch	SB inch	Z	lbs	No. of inserts	Type
M4575.019-W19-01-08	0,778	0,750	0,406	1,22	3,252	0,317	1	0,326	1 / 1	SDM . 06T204
M4575.024-W19-02-09	0,949	0,750	0,476	1,406	3,437	0,368	2	0,331	2 / 2	
M4575.031-W26-02-12	1,230	1,000	0,656	1,614	3,895	0,463	2	0,639	2 / 2	SDM . 09T308
M4575.037-W26-02-15	1,447	1,000	0,780	2,126	4,407	0,6	2	0,833	2 / 2	
M4575.047-W31-02-21	1,821	1,250	1,031	2,500	4,781	0,817	2	1,545	2 / 2	SDM . 120408

Bodies and assembly parts are included in the scope of delivery

D2

WALTER SELECT Stability of machine, workpiece and clamping arrangement → Very good = ☺ → Good = 😐 → Moderate = ☹

Assembly parts

	Type	SDM . 06T204	SDM . 09T308	SDM . 120408
	Clamping screw for indexable insert Tightening torque	FS2084 (T7IP) 0,664 lbs	FS2266 (T10IP) 1,475 lbs	FS1453 (T15IP) 2,581 lbs

Accessories

	Type	SDM . 06T204	SDM . 09T308	SDM . 120408
	Torque screwdriver, analogue	FS2002	FS2004	
	Torque screwdriver, digital		FS2248	
	Interchangeable blade	FS2011 (T7IP)	FS2268 (T10IP)	FS2014 (T15IP)
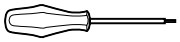	Screwdriver	FS2088 (T7IP)	FS2267 (T10IP)	FS1485 (T15IP)

Indexable inserts

	Designation	Tolerance class	Number of cutting edges	r inch	α °	P HC WKP25S	P HC WKP35G	P HC WKP35S	P HC WPP35G	P HC WSP45G	M HC WSM35G	M HC WSM45X	M HC WSP45G	K HC WAK15	K HC WKK25G	K HC WKP25S	K HC WKP35G	K HC WKP35S	K HC WPP35G	N DP WDN20	N HC WXN15	N HW WK10	S HC WSM35G	S HC WSM45X	S HC WSP45G
	SDHT06T204-G88	H	4	0,016	15°																☻	☻			
	SDMT06T204-D51	M	4	0,016	15°	☻	☻	☻	☻	☹			☹			☻	☹	☹	☹						☹
	SDMT06T204-D57	M	4	0,016	15°	☻	☻	☻	☻	☹	☻		☹		☻	☻	☹	☹	☹				☻		☹
	SDMT06T204-F57	M	4	0,016	15°	☻	☻	☻	☻	☹	☻	☹	☹	☻		☻	☹	☹	☹				☻	☹	☹
	SDMW06T204-A57	M	4	0,016	15°	☻	☹	☹								☻	☹	☹							
	SDHT09T308-G88	H	4	0,031	15°																☻	☻			
	SDMT09T308-D51	M	4	0,031	15°	☻	☻	☻	☻	☹			☹			☻	☹	☹	☹						☹
	SDMT09T308-D57	M	4	0,031	15°	☻	☻	☻	☻	☹	☻		☹		☻	☻	☹	☹	☹				☻		☹
	SDMT09T308-F57	M	4	0,031	15°	☻	☻	☻	☻	☹	☻	☹	☹	☻		☻	☹	☹	☹				☻	☹	☹
	SDMW09T308-A57	M	4	0,031	15°	☻	☹	☹	☹							☻	☹	☹	☹						
	SDHT120408-G88	H	4	0,031	15°																☻	☻			
	SDMT120408-D51	M	4	0,031	15°	☻	☻	☻	☻	☹			☹			☻	☹	☹	☹						☹
	SDMT120408-D57	M	4	0,031	15°	☻	☻	☻	☻	☹	☻		☹		☻	☻	☹	☹	☹				☻		☹
	SDMT120408-F57	M	4	0,031	15°	☻	☻	☻	☻	☹	☻	☹	☹	☻		☻	☹	☹	☹				☻	☹	☹
	SDMW120408-A57	M	4	0,031	15°	☻	☹	☹	☹							☻	☹	☹	☹						
	SDGW120408-A88	G	1	0,031	15°															☻					

HC = beschichtetes Hartmetall
DP = Polykristalliner Diamant
HW = unbeschichtetes Hartmetall

D2

WALTER SELECT Stability of machine, workpiece and clamping arrangement → Very good = ☻ → Good = ☻ → Moderate = ☹

☻ ☻ ☹ / ★ = New addition to the product range

www.isotool.se
Tel. 044 - 24 55 70

Circular slot milling cutters

F2036 mm



– 2 cutting edges per indexable insert

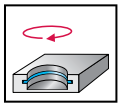

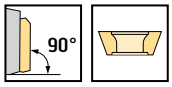

	P	M	K	N	S	H	O
F2036	●●		●●				

Tool

	Designation	D_c mm	d_1	l_4 mm	l_1 mm	$a_{e\,max}$ mm	Z	SB_{H13} mm	SB_{H13} mm	No. of inserts	Type
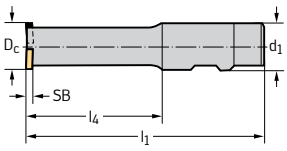 DIN 1835 B	F2036.5.16.090.016	16	16	42	90	1,75	1	1,1	1,6	1	P20200-1.1 P20200-1.2 P20200-1.3
	F2036.5.25.130.025	25	25	74	130	2	2	1,3	2,15	2	P20200-1.2 P20200-1.3 P20200-1.4 P20200-1.5
	F2036.5.32.140.040	40	32	80	140	2,75	4	2,15	3,15	4	P20200-2.1 P20200-2.2, P20200-2.3
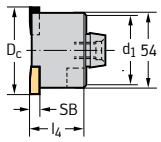 Modular NCT adaptor	F2036M.0.50.040.063	63	NCT 50	40		4	6	3,15	5,15	6	P20200-3.1 P20200-3.2 P20200-3.3

*Nominal size of the workpiece's groove width in accordance with DIN 472 in relation to the diameter of the drilled hole | Bodies and assembly parts are included in the scope of delivery

D2

WALTER SELECT Stability of machine, workpiece and clamping arrangement → Very good = ☺ → Good = 😐 → Moderate = ☹

www.isotool.se
Tel. 044 - 24 55 70

Assembly parts

	D_c [mm]	16–25	40	63
	Clamping screw for indexable insert Tightening torque	FS322 (T7) 0,8 Nm	FS246 (T8) 1,5 Nm	FS326 (T15) 3 Nm

Accessories

	D_c [mm]	16–25	40	63
	Torque screwdriver, analogue	FS2001	FS2003	
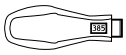	Torque screwdriver, digital		FS2248	
	Interchangeable blade	FS2006 (T7)	FS2009 (T15)	
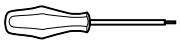	Screwdriver for indexable insert	FS309 (T7)	FS230 (T8)	FS229 (T15)

Indexable inserts

	Designation	Tolerance class	Number of cutting edges	l mm	b mm	P HC WKP35S	K HC WKP35S
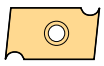	P20200-1.1	H	2	9	0,1	☺	☹
	P20200-1.2	H	2	9	0,2	☺	☹
	P20200-1.3	H	2	9	0,2	☺	☹
	P20200-1.4	H	2	9	0,2	☺	☹
	P20200-1.5	H	2	9	0,2	☺	☹
	P20200-2.1	H	2	12	0,2	☺	☹
	P20200-2.2	H	2	12	0,2	☺	☹
	P20200-2.3	H	2	12	0,2	☺	☹
	P20200-3.1	H	2	18,5	0,2	☺	☹
	P20200-3.2	H	2	18,5	0,2	☺	☹
	P20200-3.3	H	2	18,5	0,2	☺	☹

HC = beschichtetes Hartmetall

D2

WALTER SELECT Stability of machine, workpiece and clamping arrangement → Very good = ☺ → Good = 😐 → Moderate = ☹

☺ 😐 ☹ / ★ = New addition to the product range

www.isotool.se
Tel. 044 - 24 55 70

www.isotool.se
Tel. 044 - 24 55 70

Sustainable action in all Business divisions

Create the Change



Sustainability is an essential Requirement for Walter to be successful as a company on the market in the long term. It is therefore a key component of our corporate strategy. Our responsible person for sustainability encompasses all areas: from product recycling, sustainable packaging, energy efficiency and the reduction of CO_2 emissions to our commitment to health and safety and responsible behaviour towards our business partners.

THE WALTER **SUSTAINABILITY GOALS** BY 2030

Circularity

We keep raw materials in the cycle and reuse them through circular business models and resources: e.g. through Reconditioning and recycling of tools tools, operating materials or packaging.

Human

We protect the health and safety of our employees and business partners and act in accordance with a fair Code of Conduct: e.g. by ensuring a healthy working environment and promoting diversity, equality and inclusion.

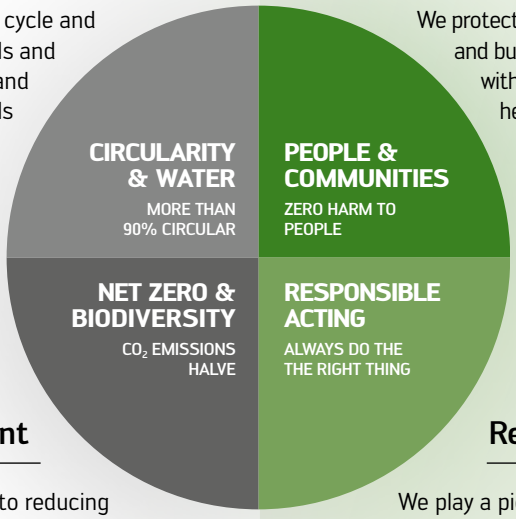

Environment

We make a significant contribution to reducing CO_2 emissions and thus our carbon footprint: e.g. by reducing or offsetting energy and emissions and sustainably optimising our processes.

Responsible person

We play a pioneering role in ethics, fairness and openness: e.g. by being transparent about sustainability goals and results and integrating compliance into our entire business operations.

PROVEN TO BE MANUFACTURED TO HIGH STANDARDS

All processes, procedures, methods and resources that we use are audited and evaluated by an independent body according to Hardness criteria: Occupational health and safety, Quality assurance and environmentally friendly behaviour are examples of this. Our social commitment shows that Walter takes his responsibility much further.

INTEGRITY NEXT

NQC

GOLD | Top 5% ecovadis Sustainability Rating JUL 2024

TYPE OF CERTIFICATION MARK DNV ISO 9001 • ISO 14001 ISO 45001 • ISO 50001

SCIENCE BASED TARGETS

www.isotool.se
Tel. 044 - 24 55 70

Walter AG

Derendinger Straße 53, 72072 Tübingen
Postfach 2049, 72010 Tübingen
Germany

walter-tools.com

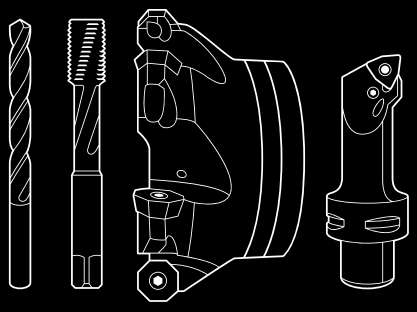

Europe

Walter Austria GmbH
Wien, Österreich
+43 1 5127300-0, service.at@walter-tools.com

Walter Benelux N.V./S.A.
Zaventem, Belgique
(B) +32 (02) 7258500
(NL) +31 (0) 900 26585-22
service.benelux@walter-tools.com

Walter (Schweiz) AG
Solothurn, Schweiz
+41 (0) 32 617 40 72, service.ch@walter-tools.com

Walter CZ s.r.o
Kurim, Czech Republic
+420 (0) 541 423352, service.cz@walter-tools.com

Walter Deutschland GmbH
Tübingen, Deutschland
+49 (0) 7071 701-400, service.de@walter-tools.com

Walter France
Soultz-sous-Forêts, France
+33 (0) 3 88 80 20 00, service.fr@walter-tools.com

Walter Hungária Kft.
Budapest, Magyarország
+36 1 464 7160, service.hu@walter-tools.com

Walter Tools Ibérica S.A.U.
El Prat de Llobregat, España
+34 934 796760, service.iberica@walter-tools.com

Walter Italia s.r.l.
Via Volta, s.n.c., 22071 Cadorago - CO, Italia
+39 031 926-111, service.it@walter-tools.com

Walter Norden AB
Halmstad, Sweden
+46 (0) 35 16 53 00, service.norden@walter-tools.com

Walter Polska Sp. z o.o.
Warszawa, Polska
+48 (0) 22 8520495, service.pl@walter-tools.com

Walter Tools SRL
Timisoara, România
+40 (0) 256 406218, service.ro@walter-tools.com

Walter Tools d.o.o.
Maribor, Slovenija
+386 (2) 629 01 30, service.si@walter-tools.com

Walter Slovakia, s.r.o.
Nitra, Slovakia
+421 (0) 37 3260 910, service.sk@walter-tools.com

Walter Kesici Takımlar Sanayi ve Ticaret Ltd. Şti.
Bursa, Türkiye
+90 (0) 224 909 5000 Pbx, service.tr@walter-tools.com

Walter GB Ltd.
Bromsgrove, England
+44 (1527) 839 450, service.uk@walter-tools.com

Asia

Walter Wuxi Co. Ltd.
Wuxi, Jiangsu, P.R. China
+86 (510) 853 72199, service.cn@walter-tools.com

Walter Wuxi Co. Ltd.
中国江苏省无锡市新区新畅南路 3 号
电话：+86-510-8537 2199 邮编：214028
客服热线：400 1510 510
邮箱：service.cn@walter-tools.com

Walter Tools India Pvt. Ltd.
Pune, India
+91 (20) 6773 7300, service.in@walter-tools.com

Walter Japan K.K.
Nagoya, Japan
+81 (52) 533 6135, service.jp@walter-tools.com

ワルタージャパン株式会社
名古屋市中村区名駅二丁目 45 番 7 号
+81 (0) 52 533 6135, service.jp@walter-tools.com

Walter Korea Ltd.
Anyang-si Gyeonggi-do, Korea
+82 (31) 337 6100, service.wkr@walter-tools.com

한국발터(주)
경기도 안양시 동안구 학의로 282
금강펜테리움 106호 14056
+82 (0) 31 337 6100, service.wkr@walter-tools.com

Walter Malaysia Sdn. Bhd.
Selangor D.E., Malaysia
+60(3)-5624 4265, service.my@walter-tools.com

Walter AG Singapore Pte. Ltd.
+65 6773 6180, service.sg@walter-tools.com

Walter (Thailand) Co., Ltd.
Bangkok, 10120, Thailand
+66 2 687 0388, service.th@walter-tools.com

America

Walter do Brasil Ltda.
Sorocaba – SP, Brasil
+55 15 32245700, service.br@walter-tools.com

Walter Canada
Mississauga, Canada
service.ca@walter-tools.com

Walter Tools S.A. de C.V.
El Marqués, Querétaro, México
+52 (442) 478-3500, service.mx@walter-tools.com

Walter USA, LLC
Greer, SC, USA
+1 800-945-5554, service.us@walter-tools.com

ISO TOOL™
ISO TOOL AB
ENHÖRNINGSVÄGEN 8 A
281 43 HÄSSLEHOLM
TEL. 044 - 24 55 70
www.isotool.se

Subject to change without notice due to technical improvements. Made in Germany (10/2025) GB – Copyright Walter AG